



US00D807134S

(12) **United States Design Patent**
Hughes et al.

(10) **Patent No.:** **US D807,134 S**
(45) **Date of Patent:** **** Jan. 9, 2018**

(54) **HANDLE FOR TOOL INCLUDING RINGS FOR SINGLE-HANDED USE**

D295,013 S * 4/1988 Vosbikian D8/10
D317,243 S * 6/1991 Everding D8/107
D346,946 S * 5/1994 Berti D8/107
D429,990 S * 8/2000 Kunkler D8/303

(71) Applicant: **MARSHALLTOWN COMPANY**,
Marshalltown, IA (US)

(Continued)

(72) Inventors: **John T. Hughes**, Fayetteville, AR (US);
Charles H. Cowie, Fayetteville, AR (US)

OTHER PUBLICATIONS

Marshalltown M/T19L12 19L Philadelphia Brick Trowel—Leather Handle 12 in, Feb. 4, 2014, 1 page.

(73) Assignee: **Marshalltown Company**,
Marshalltown, ID (US)

Primary Examiner — Philip S Hyder

(74) *Attorney, Agent, or Firm* — Senniger Powers LLP

(**) Term: **15 Years**

(57) **CLAIM**

(21) Appl. No.: **29/553,823**

The ornamental design for handle for tool including rings for single-handed use, as shown and described.

(22) Filed: **Feb. 4, 2016**

(51) **LOC (11) Cl.** **08-05**

(52) **U.S. Cl.**
USPC **D8/45; D8/107**

DESCRIPTION

(58) **Field of Classification Search**
USPC ... D8/6, 7, 9, 10, 11, 14, 51, 107, 300, 303;
D7/649; D22/118, 142; D21/756
CPC A47J 45/06; A47J 45/061; A01B 1/02;
A01B 1/06; B25G 1/00
See application file for complete search history.

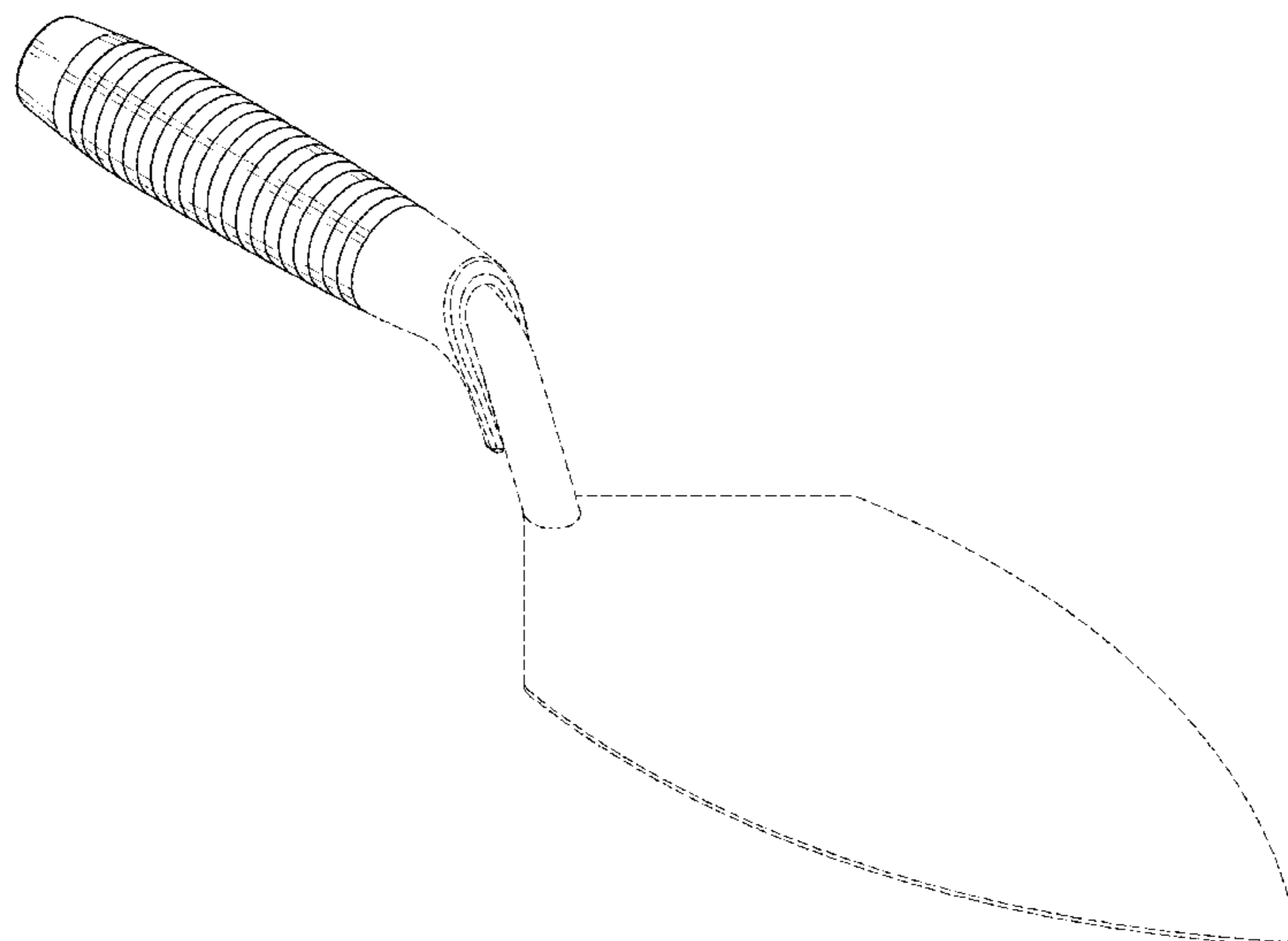
FIG. 1 is a perspective of a handle for tool including rings for single-handed use of our new design, a trowel head and portions of the handle being shown in broken lines;
FIG. 2 is a front elevation of the handle for tool including rings for single-handed use;
FIG. 3 is a top plan view of the handle for tool including rings for single-handed use;
FIG. 4 is a rear elevation view of the handle for tool including rings for single-handed use;
FIG. 5 is a bottom plan view of the handle for tool including rings for single-handed use;
FIG. 6 is a right side elevation of the handle for tool including rings for single-handed use; and,
FIG. 7 is a left side elevation of the handle for tool including rings for single-handed use.
The broken lines depicting the trowel head are provided for purposes of environment and forms no part of the claimed design. The portions of the handle depicted by broken lines are not considered part of the claimed design.

(56) **References Cited**

U.S. PATENT DOCUMENTS

D67,685 S * 6/1925 Drew 30/165
D70,942 S * 8/1926 Brown 30/165
1,967,479 A * 7/1934 Platts B26B 3/00
279/95
1,989,225 A * 1/1935 Campbell B25G 3/32
279/95
2,353,416 A * 7/1944 Silver B26B 3/06
30/123
2,423,640 A * 7/1947 Dally B25G 1/00
30/340
2,615,247 A * 10/1952 Waters B25G 3/14
279/104

1 Claim, 6 Drawing Sheets



(56)

References Cited

U.S. PATENT DOCUMENTS

6,314,617 B1 * 11/2001 Hastings A01K 87/08
16/421
D462,003 S * 8/2002 Juhlin D8/107

* cited by examiner

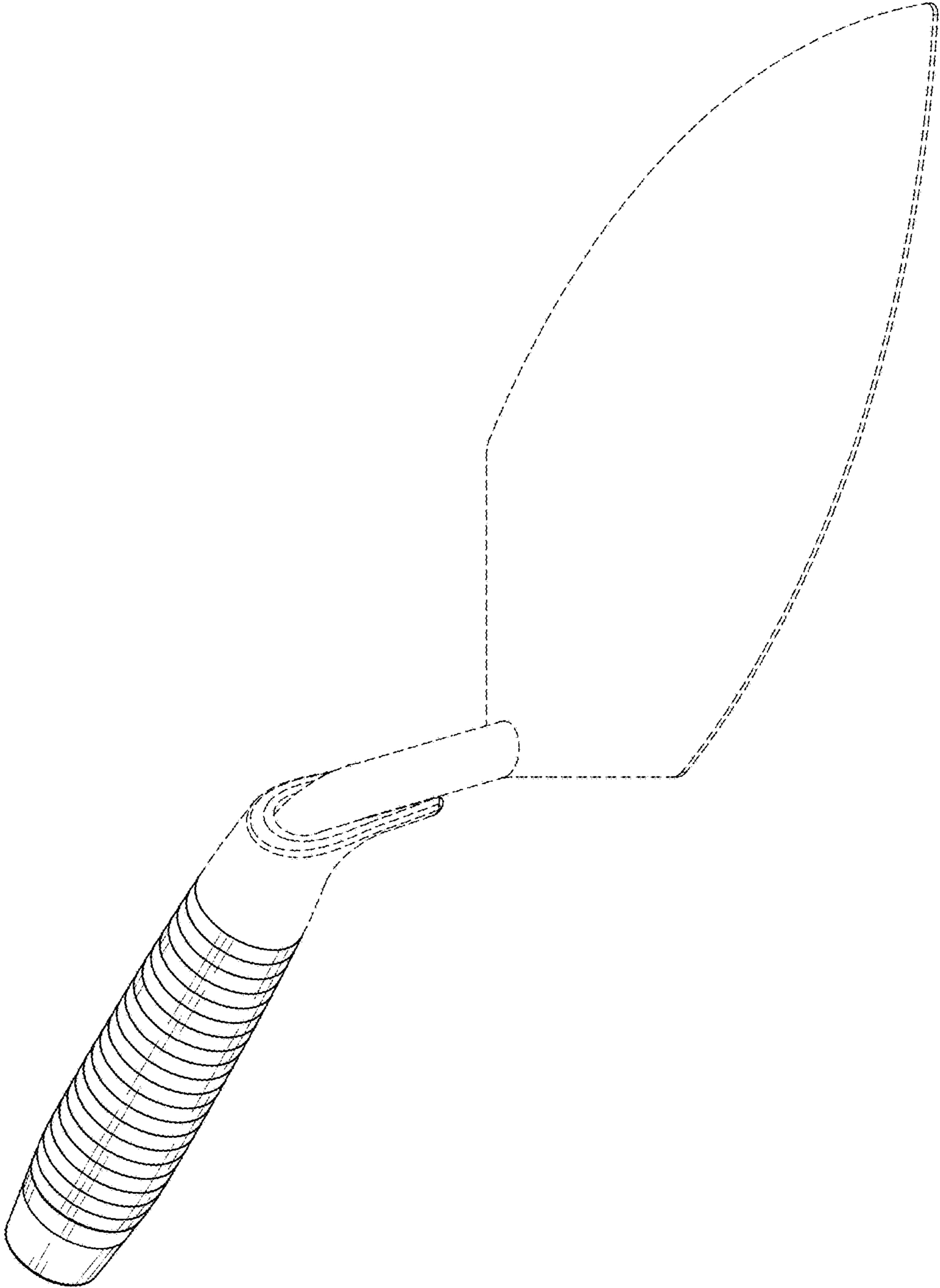


FIG. 1

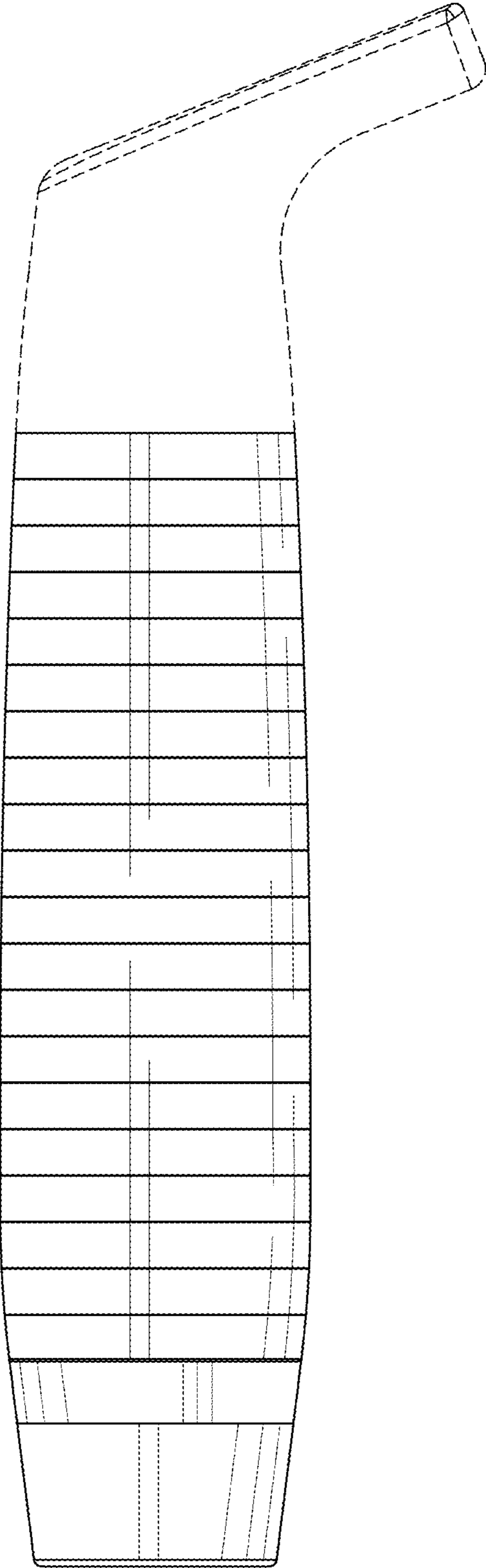


FIG. 2

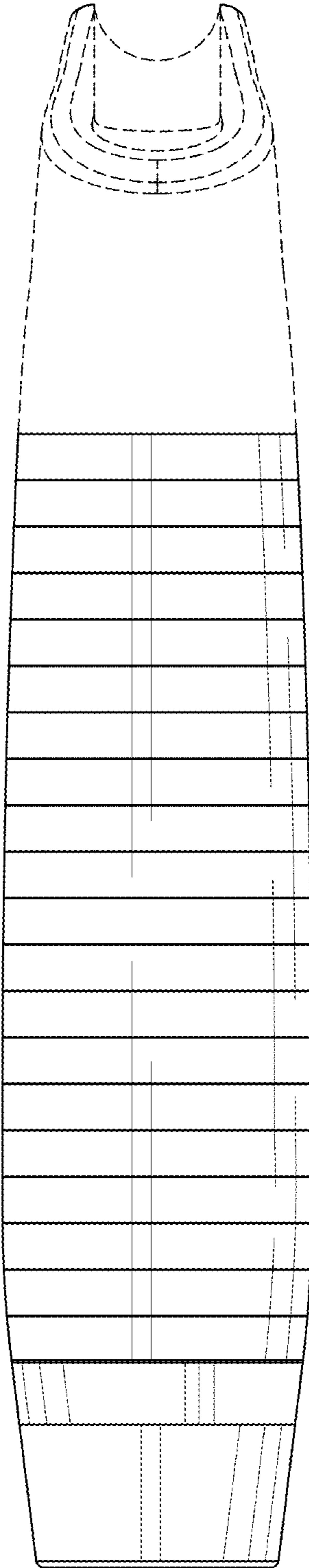


FIG. 3




FIG. 4

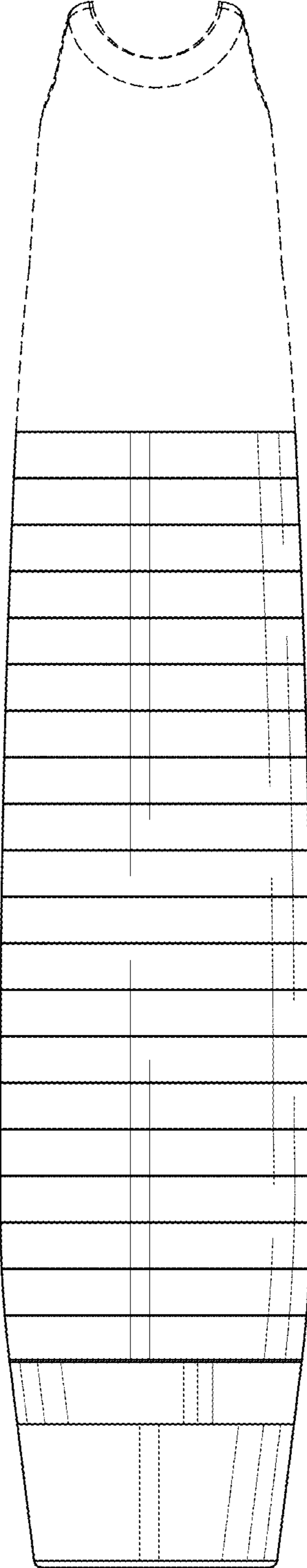


FIG. 5

FIG. 6

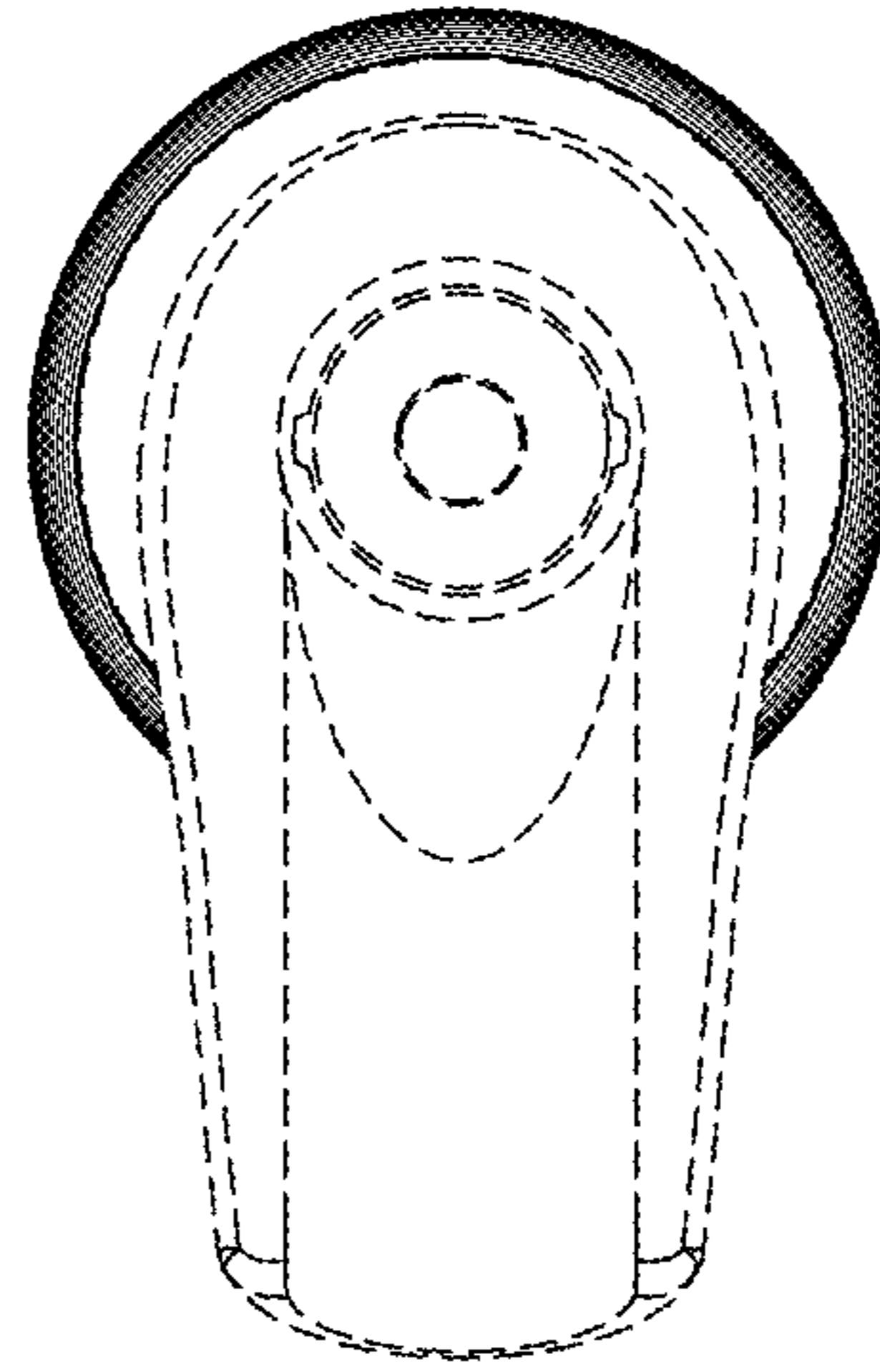


FIG. 7

