



US00D807089S

(12) **United States Design Patent**
Konghe

(10) **Patent No.:** **US D807,089 S**

(45) **Date of Patent:** **** Jan. 9, 2018**

(54) **TOILET STOOL CONNECTOR**

(71) Applicants: **Ben Zioni**, Los Angeles, CA (US);
Yaniv Zioni, Los Angeles, CA (US)

(72) Inventor: **Zhu Konghe**, Taizhou (CN)

(**) Term: **15 Years**

(21) Appl. No.: **29/546,099**

(22) Filed: **Nov. 18, 2015**

(30) **Foreign Application Priority Data**

Jun. 2, 2015 (CN) 2015 3 0175260

(51) **LOC (11) Cl.** **06-06**

(52) **U.S. Cl.**
USPC **D6/711; D6/349**

(58) **Field of Classification Search**
USPC D6/334, 349-355, 363, 360, 368, 374,
D6/403, 405, 685, 688.17, 693-693.3,
D6/695, 708, 708.15-708.25, 709.11,
D6/711; D25/62-65

CPC A47C 9/00-9/105; A47C 7/00-7/02; A47C
16/00-16/04; A47B 7/00-7/02; A47B
3/00; A47B 3/02; A47B 3/04; A47B 3/12

See application file for complete search history.

(56) **References Cited**

U.S. PATENT DOCUMENTS

D140,212 S *	1/1945	McLane	297/423.41
D148,632 S *	2/1948	Martin	297/423.41
2,834,028 A *	5/1958	Stanley	A47K 13/06 297/423.1
D192,218 S *	2/1962	Forsman	D6/349
D268,796 S *	5/1983	Kola	D6/349
4,713,846 A *	12/1987	Hodroski, Jr.	A47K 17/00 4/254
D297,789 S *	9/1988	Stepien	D6/349
5,028,024 A *	7/1991	Welles	A47K 17/028 248/163.1
D508,556 S *	8/2005	Palazzolo	D23/309

D629,627 S *	12/2010	Mylet	D6/349
D652,222 S *	1/2012	Edwards	D6/349
D668,472 S *	10/2012	Wong	D6/406.5
D677,478 S	3/2013	Edwards et al.	
D698,163 S *	1/2014	Edwards	D6/349
D705,554 S *	5/2014	Edwards	D6/349
D716,065 S *	10/2014	Hubbard, Jr.	D6/349
9,066,598 B1 *	6/2015	Sears	A47C 16/02
D749,330 S *	2/2016	Jahns	D6/349

(Continued)

OTHER PUBLICATIONS

Snug StoolEase Detachable Toilet Stool—9 inch Bathroom Step (Grey). [online] Retrieved Jun. 12, 2017 from URL: <https://www.amazon.com/Snug%C2%ADStoolEase%C2%ADDetachable%C2%ADToilet%C2%ADStool/dp/B01CQWQK5S/ref=as_li_ss_tl?s=hpc&ie=UTF8&qid=1469226663&sr=1%C2%AD1&keywords=s%E2%80%A6>.*

(Continued)

Primary Examiner — Vy N Koenig
(74) *Attorney, Agent, or Firm* — Payam Moradian

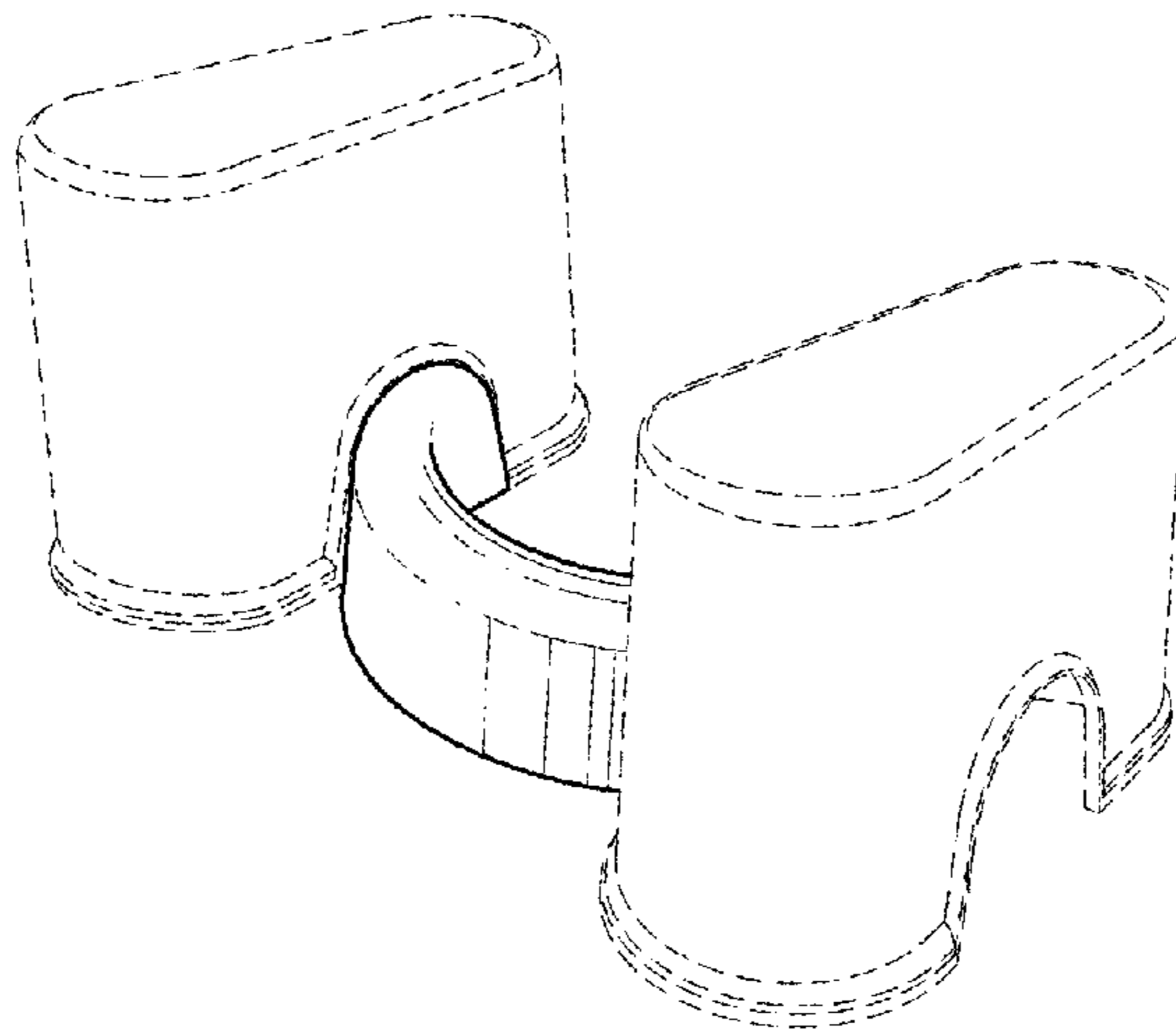
(57) **CLAIM**

The ornamental design for a toilet stool connector, as shown and described.

DESCRIPTION

FIG. 1 is a right side perspective view of a toilet stool connector;
FIG. 2 is a left side perspective view thereof;
FIG. 3 is a left side elevation view thereof;
FIG. 4 is a right side elevation view thereof;
FIG. 5 is a rear side elevation view thereof;
FIG. 6 is a front side elevation view thereof;
FIG. 7 is a top plan view thereof; and,
FIG. 8 is a bottom plan view thereof.
The uniform broken lines in the drawings depict portions of the toilet stool connector that form no part of the claimed design.

1 Claim, 3 Drawing Sheets



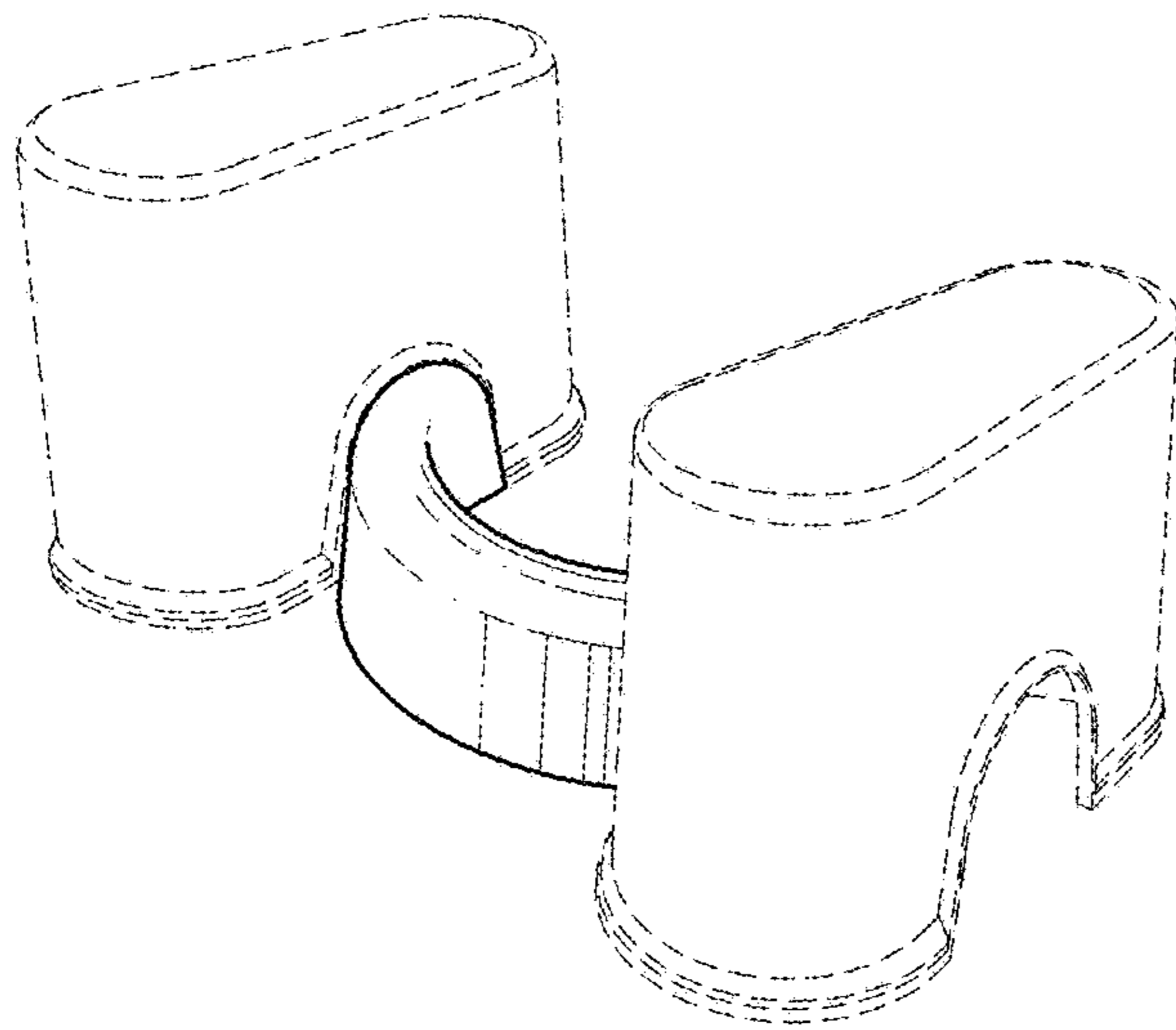


FIG. 1

FIG. 2

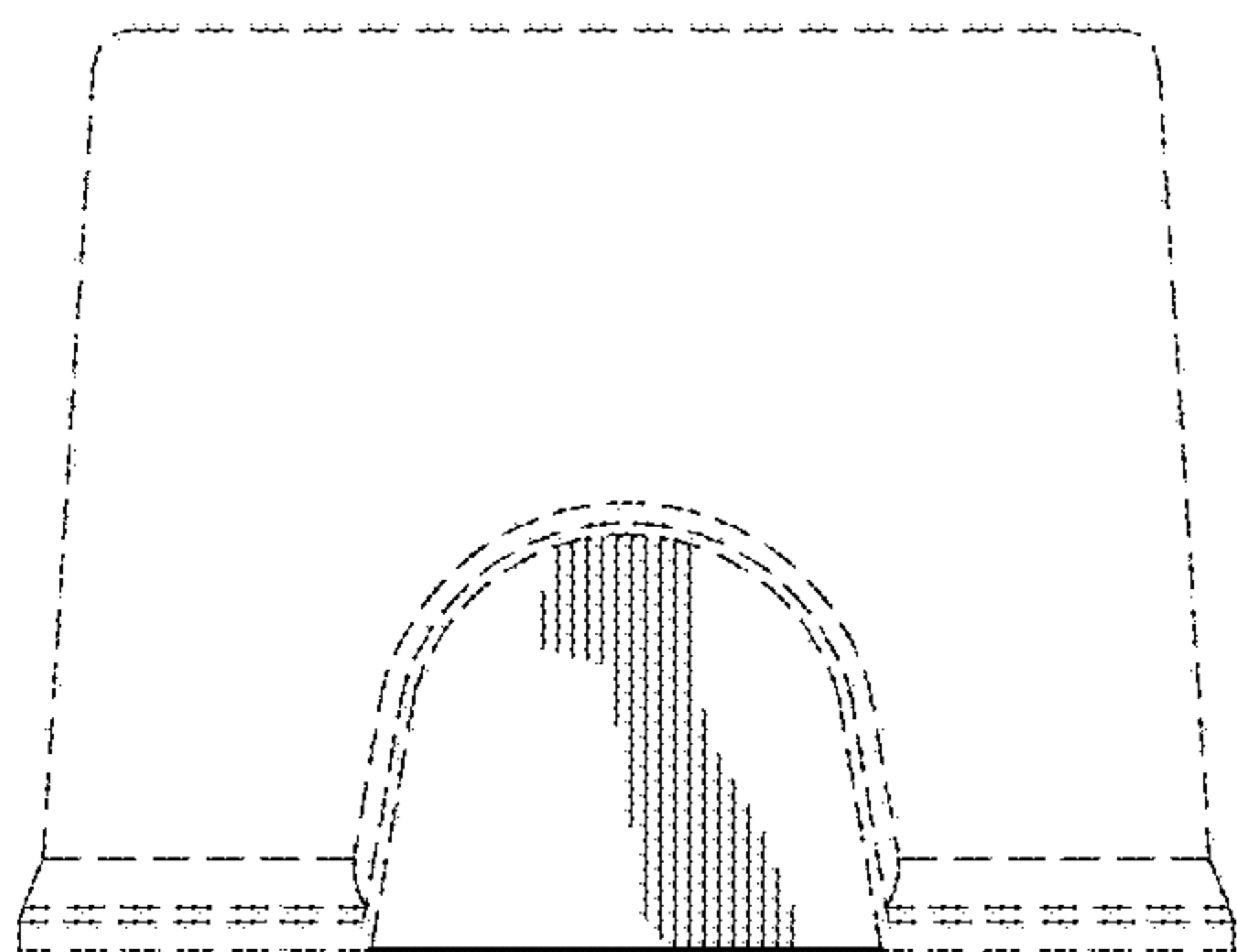
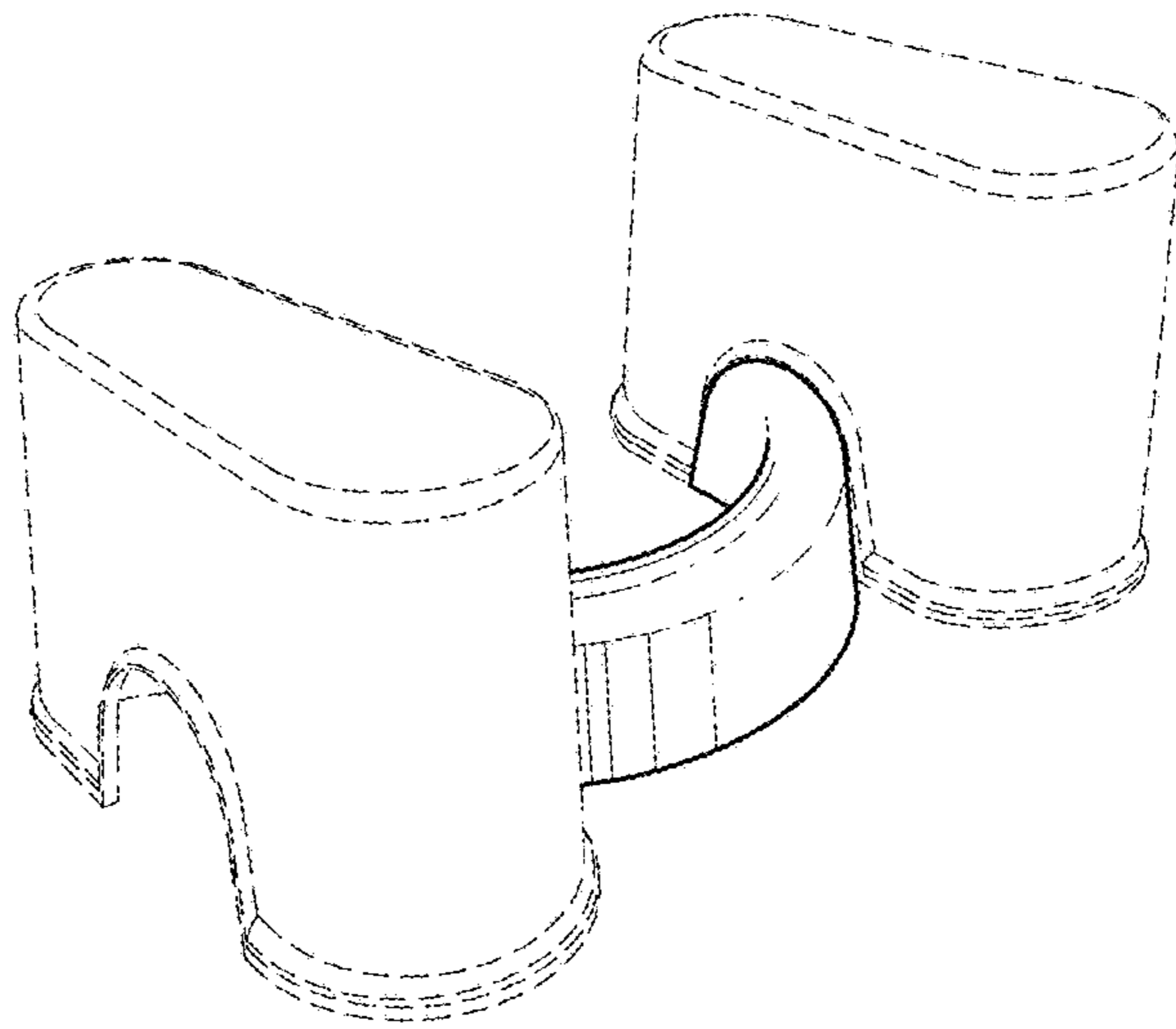


FIG. 3




FIG. 4

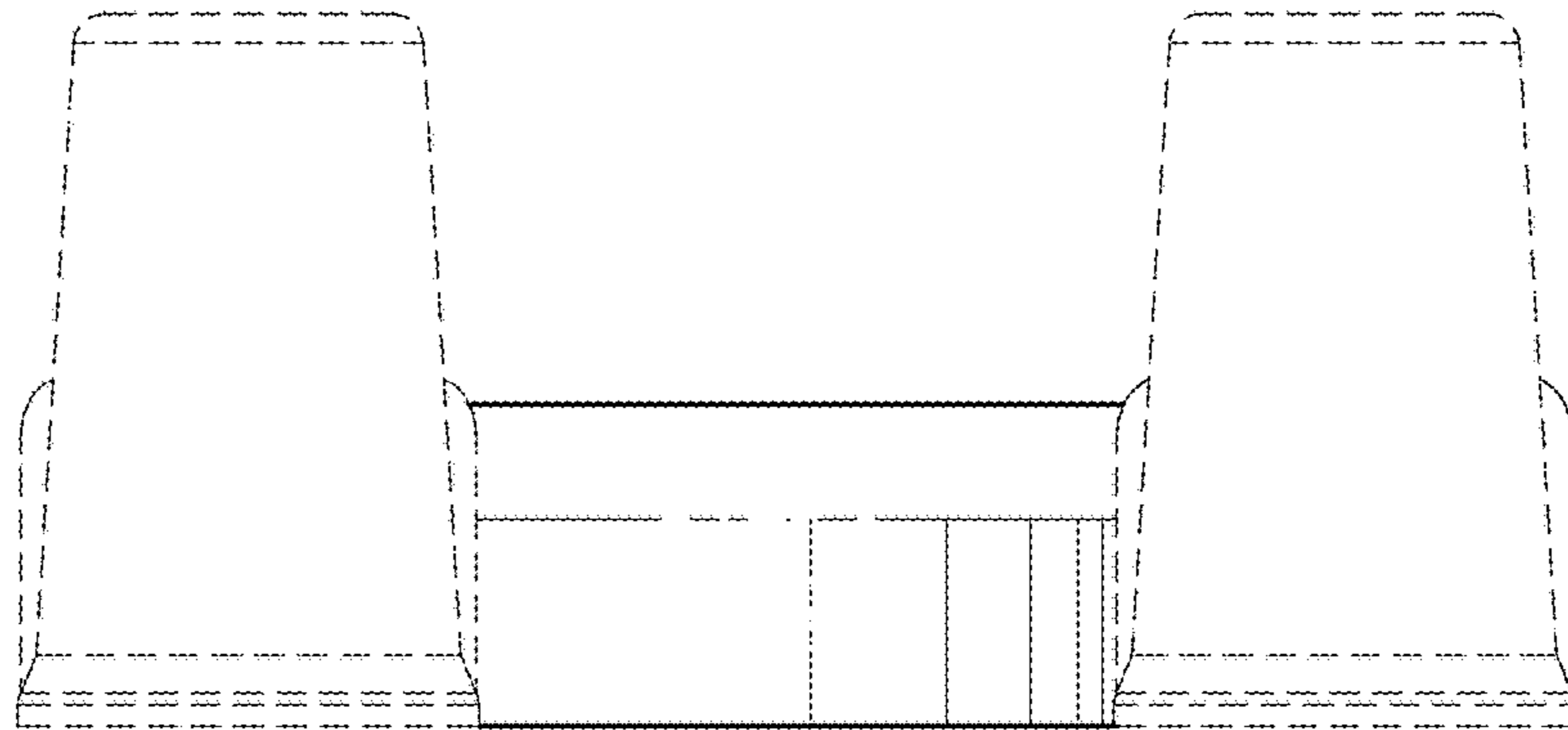


FIG. 5

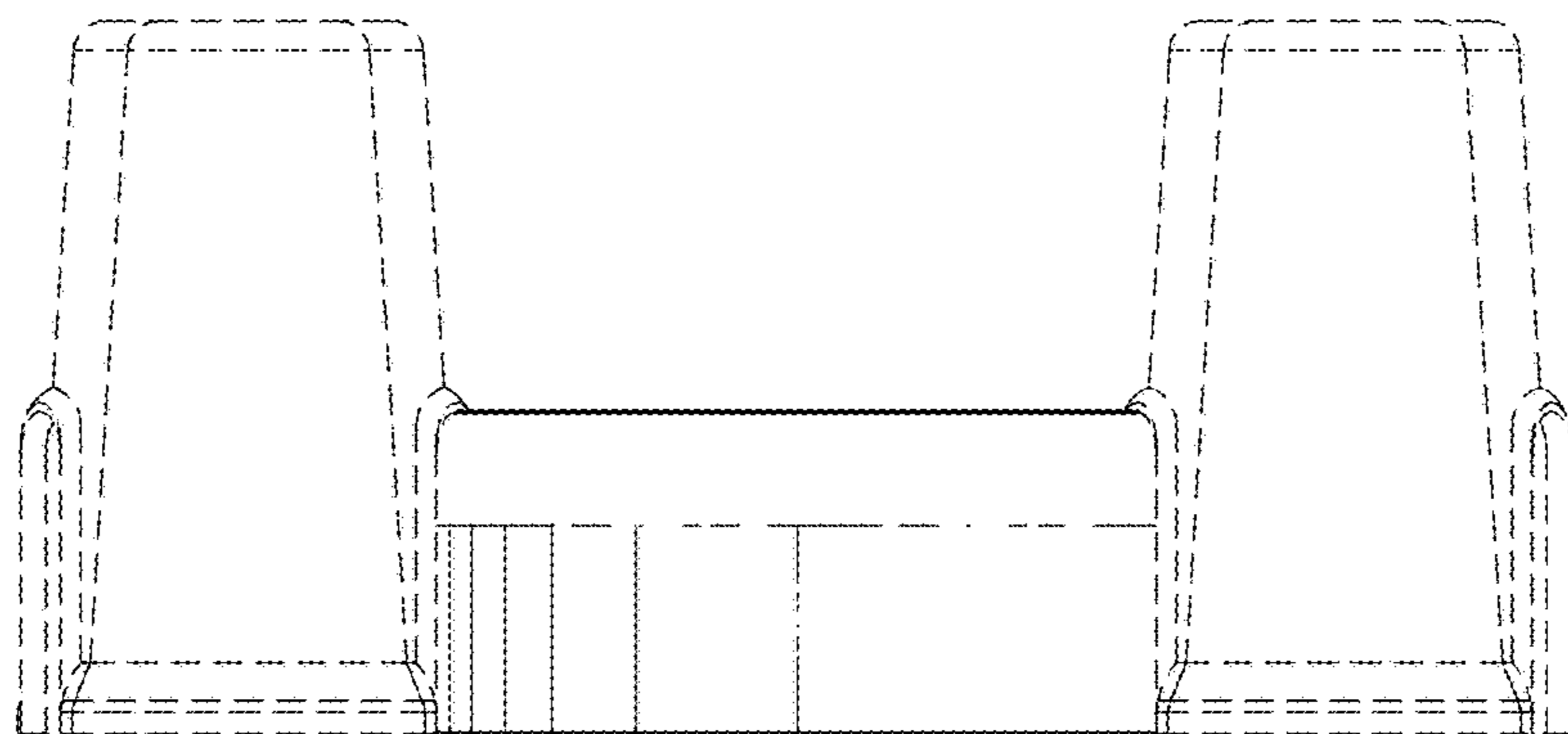


FIG. 6

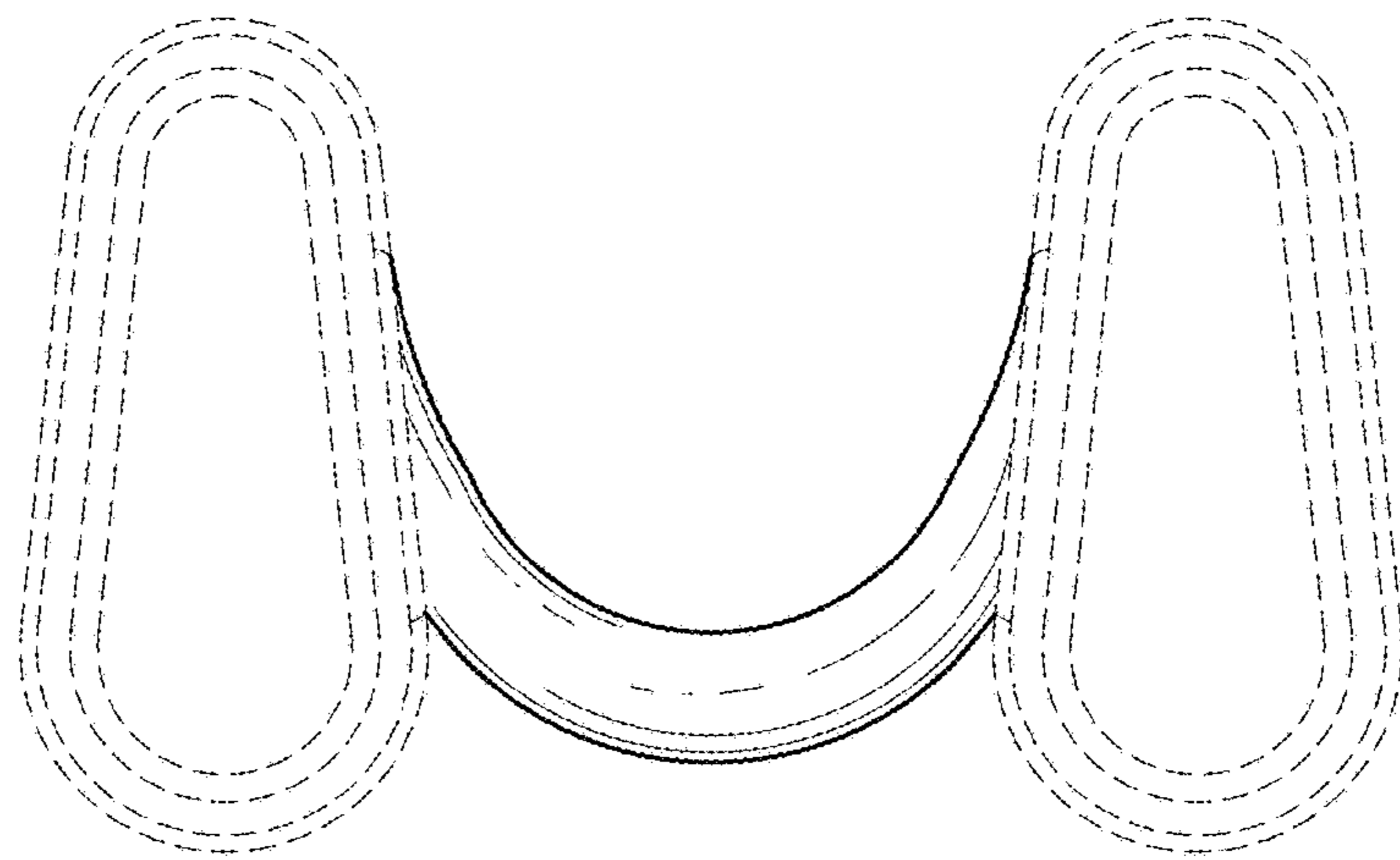


FIG. 7

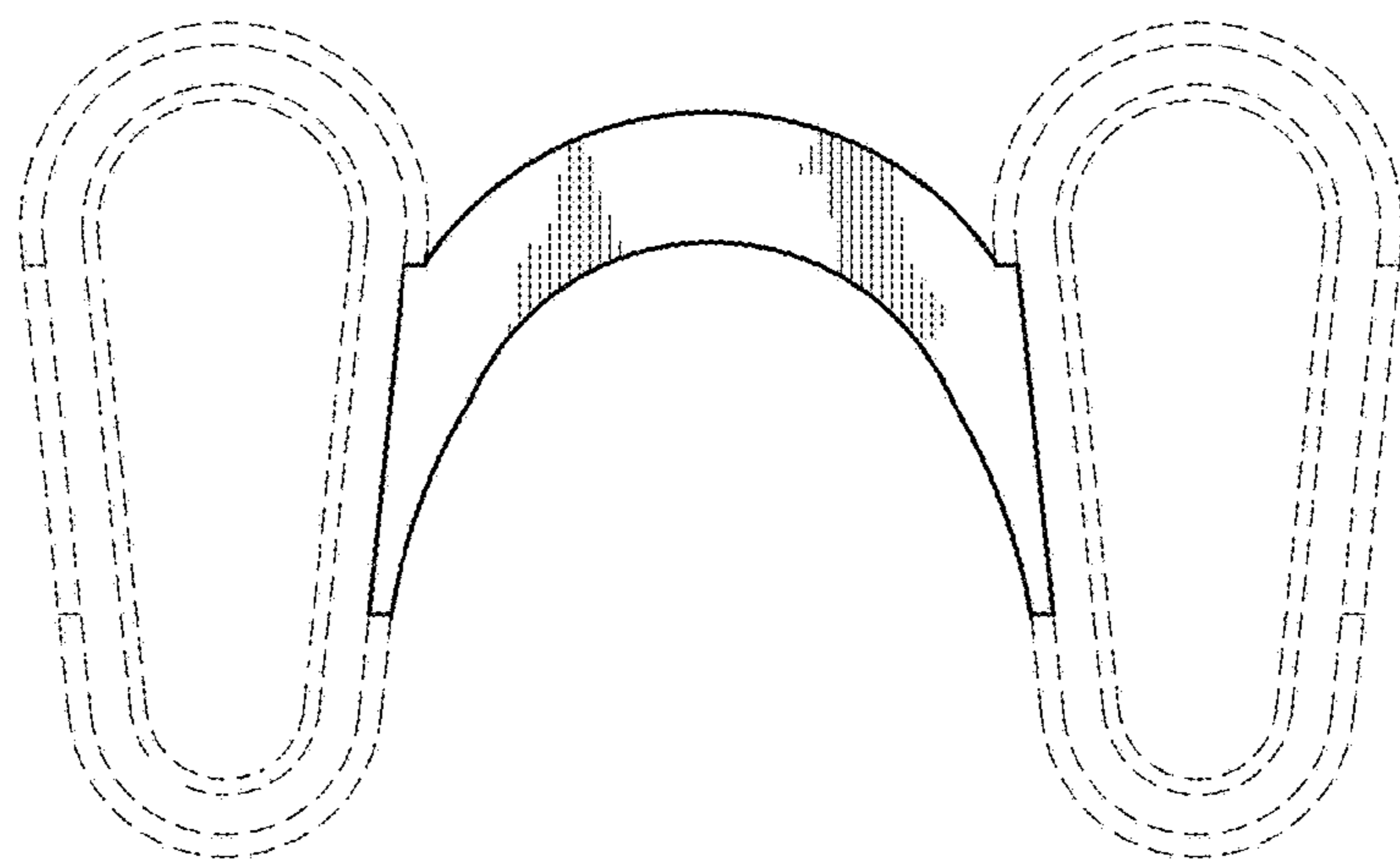


FIG. 8