



US00D807074S

(12) **United States Design Patent**
Chen et al.

(10) **Patent No.:** **US D807,074 S**
(45) **Date of Patent:** **** Jan. 9, 2018**

- (54) **CHAIR**
- (71) Applicant: **Sen Hsin Industrial Co., Ltd.**, Hsinchu County (TW)
- (72) Inventors: **Yu-Cheng Chen**, Hsinchu County (TW); **Yu-Cheng Huang**, Hsinchu County (TW)
- (73) Assignee: **SEN HSIN INDUSTRIAL CO., LTD.**, Hsinchu (TW)
- (**) Term: **15 Years**
- (21) Appl. No.: **29/572,811**
- (22) Filed: **Jul. 29, 2016**
- (30) **Foreign Application Priority Data**

- Jun. 30, 2016 (TW) 105303750
- (51) **LOC (11) Cl.** **06-01**
- (52) **U.S. Cl.**
USPC **D6/380**
- (58) **Field of Classification Search**
USPC D6/380, 334-336, 374, 375, 376, 379, D6/716, 716.1, 716.2, 716.3, 716.4
CPC A47C 3/04; A47C 4/02; A47C 4/03; A47C 5/04; A47C 5/06; A47C 7/54
See application file for complete search history.

- (56) **References Cited**
U.S. PATENT DOCUMENTS
- | | | | |
|--------------|---------|------------------|--------|
| D227,960 S * | 7/1973 | Ekuan | D6/374 |
| D234,653 S * | 4/1975 | Morishita | D6/375 |
| D236,395 S * | 8/1975 | Kinsman | D6/373 |
| D363,829 S * | 11/1995 | Berlic | D6/374 |
| D400,721 S * | 11/1998 | Baeriswyl | D6/360 |
| D411,694 S * | 6/1999 | Bartlmae | D6/380 |
| D429,910 S * | 8/2000 | Starzewski | D6/379 |

- | | | | |
|--------------|---------|--------------------|------------------------|
| D472,745 S * | 4/2003 | Haney | D6/373 |
| D478,223 S * | 8/2003 | Luthersson | D6/360 |
| D478,750 S * | 8/2003 | Gilbert | D6/374 |
| D479,068 S * | 9/2003 | Gilbert | A47K 3/122
D6/716.4 |
| D487,982 S * | 4/2004 | Lee | A47C 9/007
D6/360 |
| D582,693 S * | 12/2008 | da Costa | D6/380 |
| D588,826 S * | 3/2009 | Ricchio | D6/360 |
| D590,614 S * | 4/2009 | Arduini | D6/368 |
| D590,620 S * | 4/2009 | Ziliani | D6/374 |
| D601,831 S * | 10/2009 | Wu | D6/380 |
| D647,321 S * | 10/2011 | Garfinkle | D6/380 |
| D653,864 S * | 2/2012 | Ou | D6/348 |
| D654,286 S * | 2/2012 | Gasca Burges | D6/380 |
| D674,208 S * | 1/2013 | Bartlmae | D6/370 |
| D717,062 S * | 11/2014 | Starck | D6/380 |
| D741,618 S * | 10/2015 | Haase | D6/360 |
| D746,611 S * | 1/2016 | Sheppard | D6/380 |
| D780,471 S * | 3/2017 | Weng | D6/369 |
| D787,218 S * | 5/2017 | Barcelo | D6/380 |

* cited by examiner

Primary Examiner — David G Muller
Assistant Examiner — Nathan M Johnston
 (74) *Attorney, Agent, or Firm* — Birch, Stewart, Kolasch & Birch, LLP

(57) **CLAIM**
 The ornamental design for a chair, as shown and described.

DESCRIPTION

FIG. 1 is a front, right perspective view of a chair showing my new design;
 FIG. 2 is a front view thereof;
 FIG. 3 is a rear view thereof;
 FIG. 4 is a left side view thereof;
 FIG. 5 is a right side view thereof;
 FIG. 6 is a top view thereof; and,
 FIG. 7 is a bottom view thereof.

1 Claim, 7 Drawing Sheets



FIG. 1



FIG. 2




FIG. 3




FIG. 4




FIG. 5

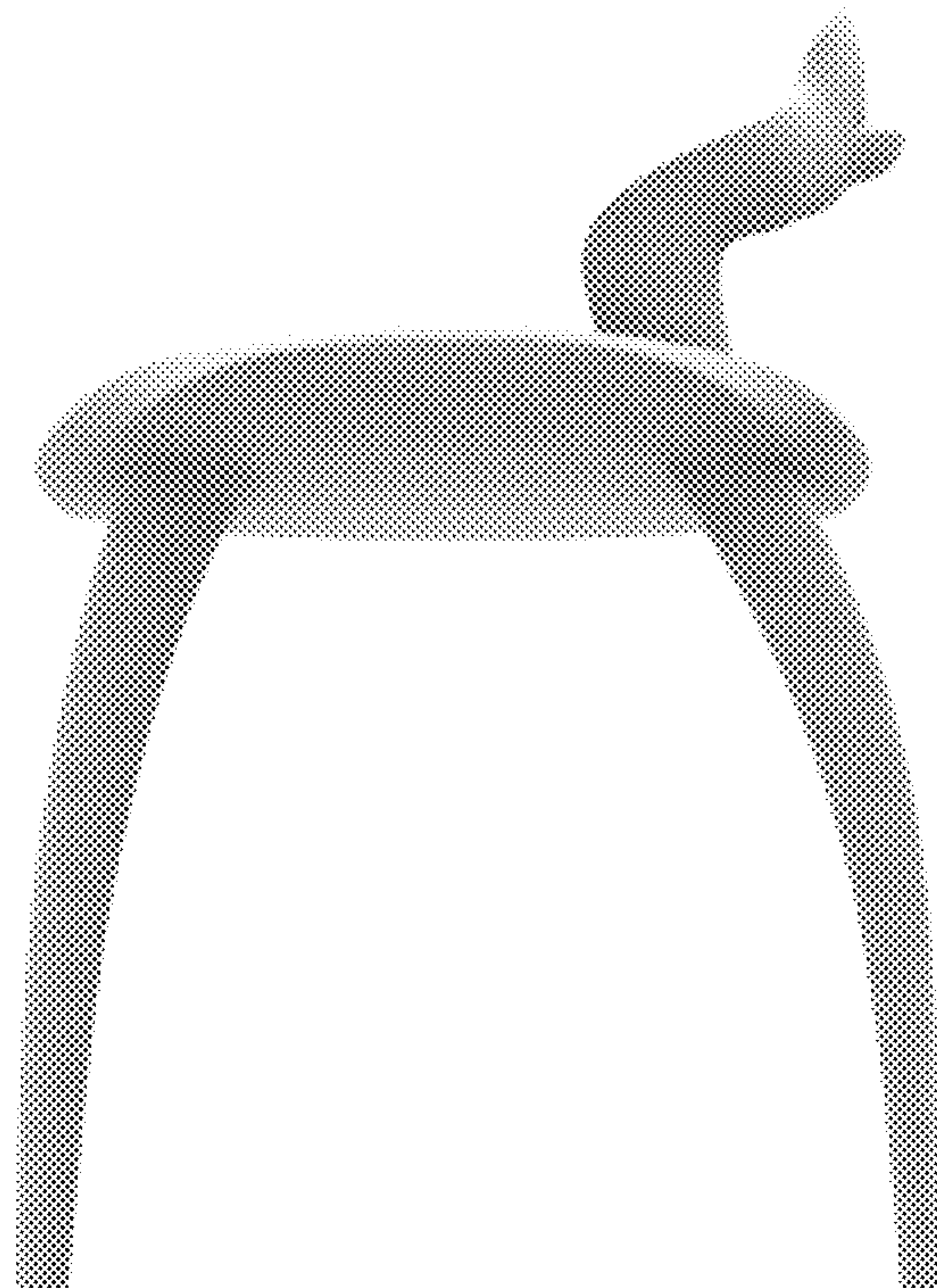


FIG. 6




FIG. 7

