



US00D807068S

(12) **United States Design Patent** (10) **Patent No.:** **US D807,068 S**  
**Mao et al.** (45) **Date of Patent:** **\*\* Jan. 9, 2018**

(54) **ROCKING CHAIR**

A47C 7/62; A47C 7/70; A47C 7/506;  
A47C 7/744; A47C 17/045; A47C  
27/086; A47C 31/11; A47C 31/113

(71) Applicant: **DAKANG HOLDING GROUP CO., LTD.**, Zhejiang (CN)

See application file for complete search history.

(72) Inventors: **Rujia Mao**, Zhejiang (CN); **Xiaoyu He**, Zhejiang (CN)

(56)

**References Cited**

(73) Assignee: **DAKANG HOLDING GROUP CO., LTD.**, Zhejiang (CN)

U.S. PATENT DOCUMENTS

(\*\*) Term: **15 Years**

D315,255 S *	3/1991	Beermann	.....	D6/333
D317,534 S *	6/1991	Hansel	.....	D6/333
D321,095 S *	10/1991	Bockwoldt	.....	D6/356
D404,209 S *	1/1999	Hunsaker	.....	D6/334
D509,077 S *	9/2005	Beermann	.....	D6/356
D536,543 S *	2/2007	Hsu	.....	D6/356
D562,576 S *	2/2008	Ritzel	.....	D6/356
D587,025 S *	2/2009	Jurashek	.....	D6/356
D656,751 S *	4/2012	Levorato	.....	D6/356
D685,586 S *	7/2013	Klein	.....	D6/356
D694,031 S *	11/2013	Ritzel	.....	D6/356

(21) Appl. No.: **29/575,290**

(22) Filed: **Aug. 24, 2016**

(30) **Foreign Application Priority Data**

Feb. 29, 2016 (CN) ..... 2016 3 0054823

(51) **LOC (11) Cl.** ..... **06-01**

(52) **U.S. Cl.**  
USPC ..... **D6/348**

(58) **Field of Classification Search**  
USPC ..... D6/333, 334, 336, 344, 345-350, 52,  
D6/353, 355, 358, 360-366, 368-371,  
D6/373-375, 377-381, 677, 692.3, 708,  
D6/708.16, 716, 717; D12/52; D21/521,  
D21/534-539, 674, 676, 687, 688, 690,  
D21/828

CPC ..... B60N 2/20; B60N 2/0705; B65B 31/04;  
Y10S 135/909; Y10S 297/02; Y10T  
403/32409; A47C 1/02; A47C 1/14; A47C  
1/16; A47C 1/143; A47C 1/146; A47C  
1/0342; A47C 3/00; A47C 3/02; A47C  
3/04; A47C 3/14; A47C 3/16; A47C 3/18;  
A47C 3/34; A47C 3/029; A47C 3/027;  
A47C 3/0255; A47C 4/00; A47C 4/02;  
A47C 4/03; A47C 4/04; A47C 4/10;  
A47C 4/24; A47C 4/50; A47C 4/54;  
A47C 4/045; A47C 5/04; A47C 5/06;  
A47C 5/12; A47C 15/008; A47C 7/021;  
A47C 7/16; A47C 7/18; A47C 7/54;

(Continued)

*Primary Examiner* — Kevin K Rudzinski

*Assistant Examiner* — Paul D Bohannon

(74) *Attorney, Agent, or Firm* — JCIPRNET

(57)

**CLAIM**

The ornamental design for a rocking chair, as shown and described.

**DESCRIPTION**

FIG. 1 is a perspective view of a rocking chair showing our new design;

FIG. 2 is a front view thereof;

FIG. 3 is a rear view thereof;

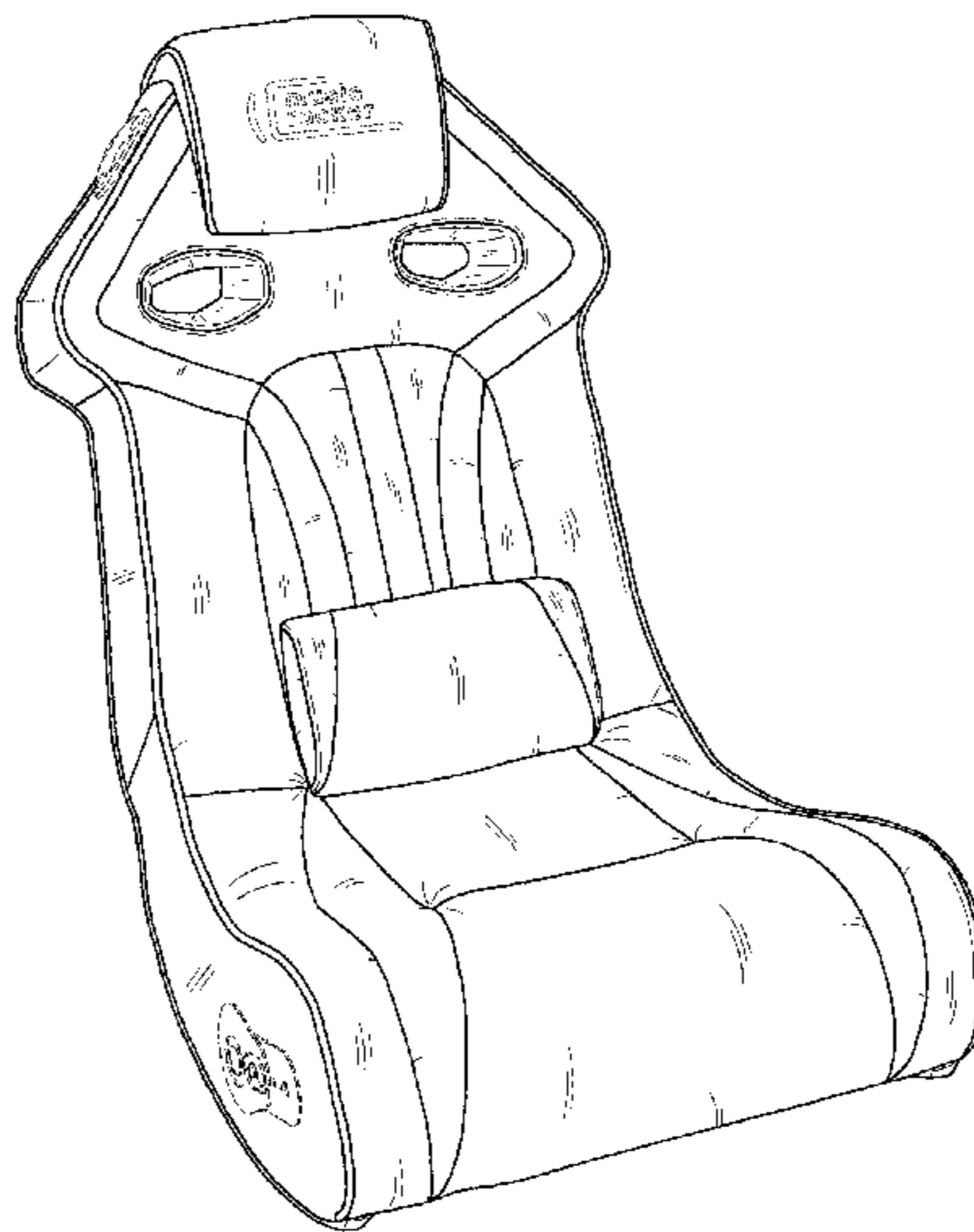
FIG. 4 is a left side view thereof;

FIG. 5 is a right side view thereof; and,

FIG. 6 is a top view thereof.

A bottom view thereof is omitted since it does not contain ornamental features. The broken line showing of stitch lines and portions of the rocking chair forms no part of the claimed design.

**1 Claim, 6 Drawing Sheets**



(56)

**References Cited**

U.S. PATENT DOCUMENTS

D748,926 S \* 2/2016 Henstridge ..... D6/356  
2008/0088168 A1\* 4/2008 Beermann ..... B60N 2/20  
297/354.12  
2011/0057498 A1\* 3/2011 Fujita ..... B60N 2/0705  
297/452.18

\* cited by examiner

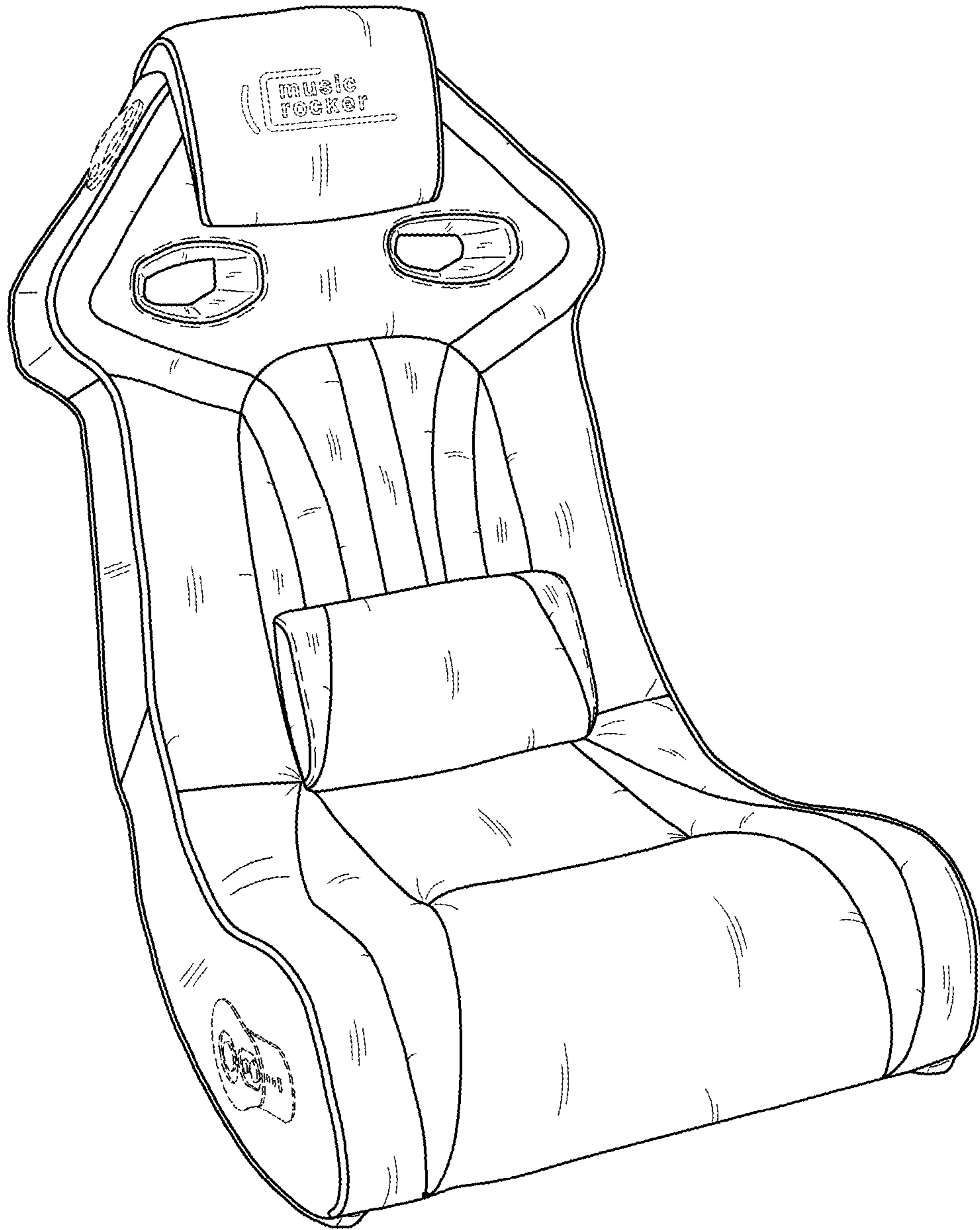


FIG. 1

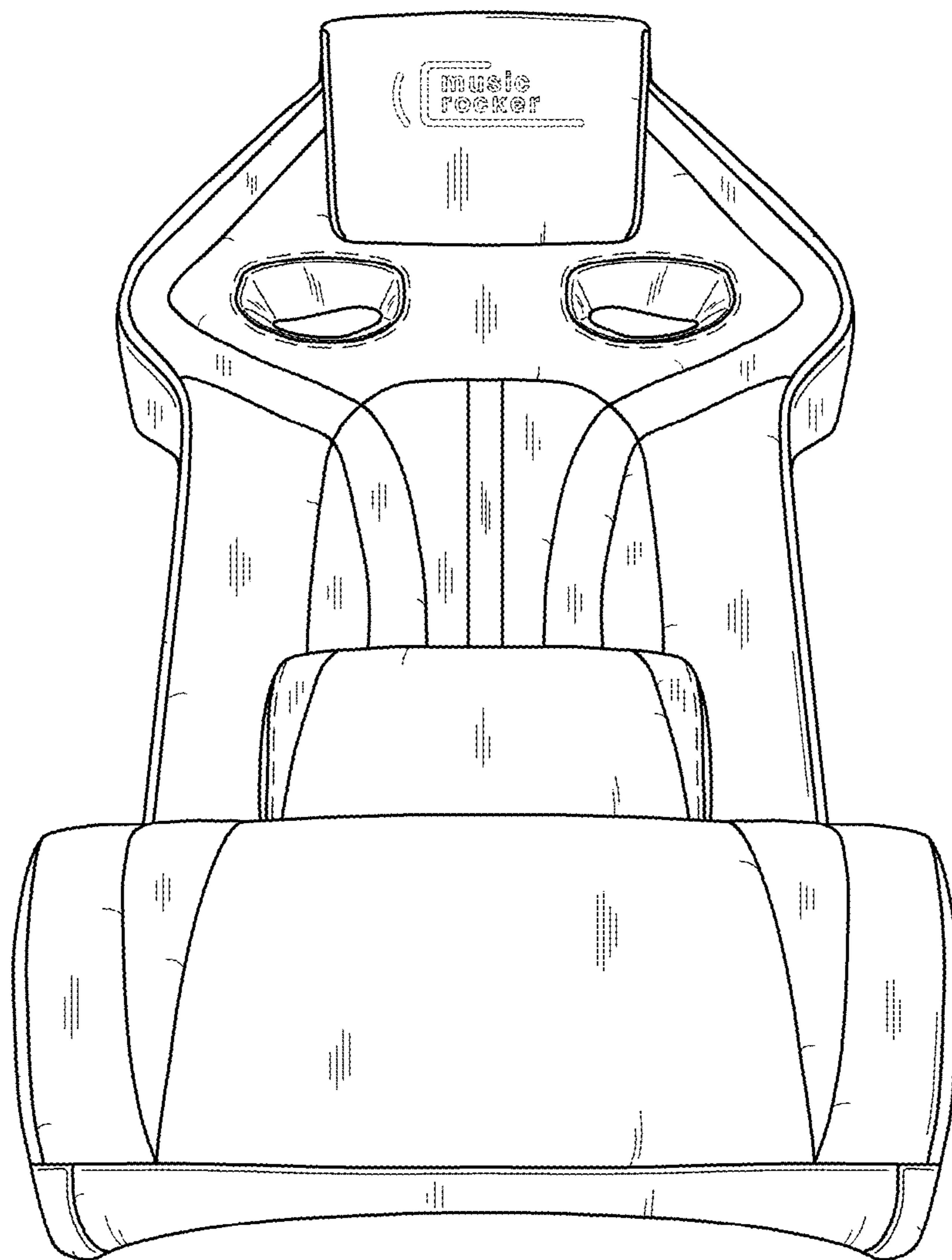


FIG. 2

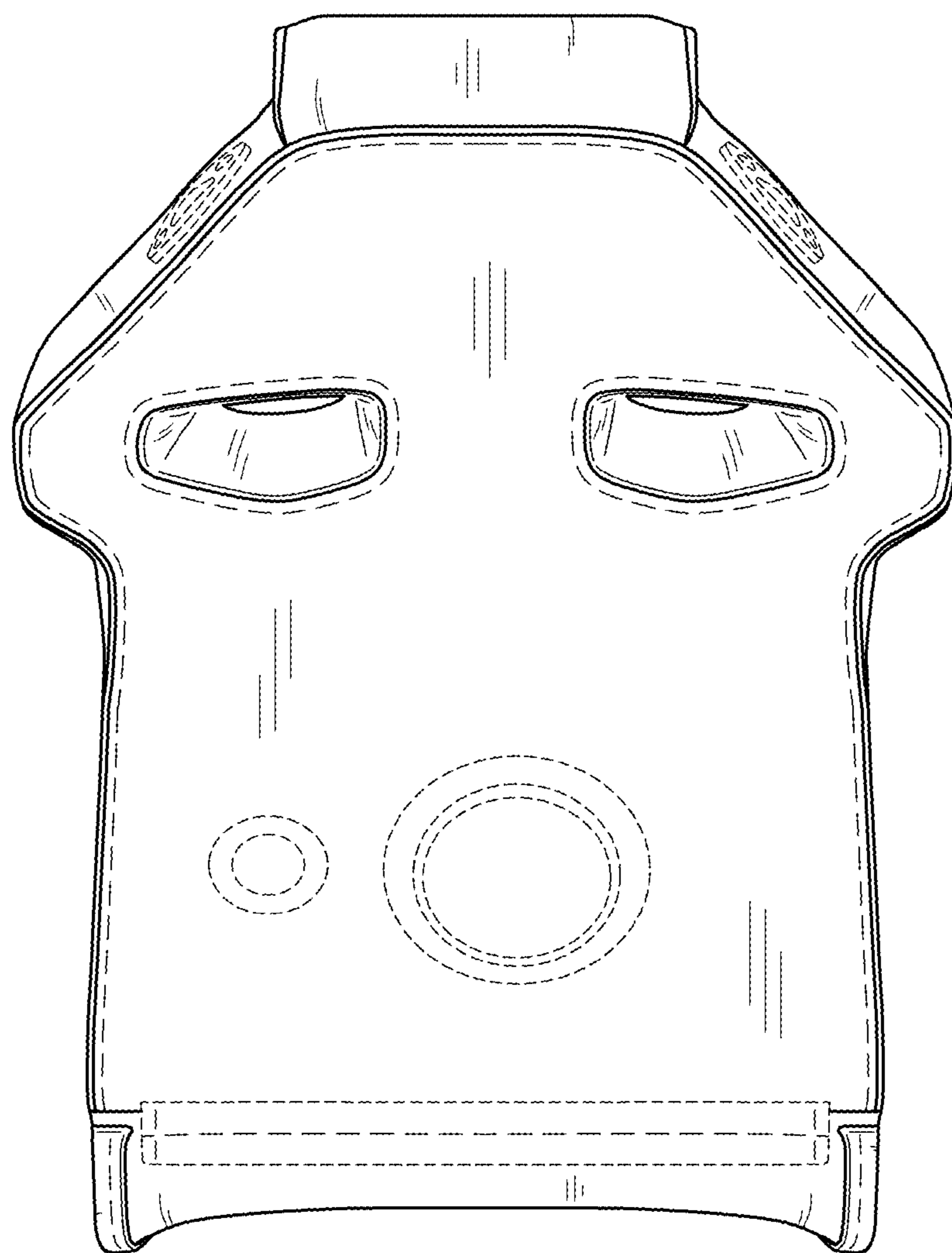


FIG. 3

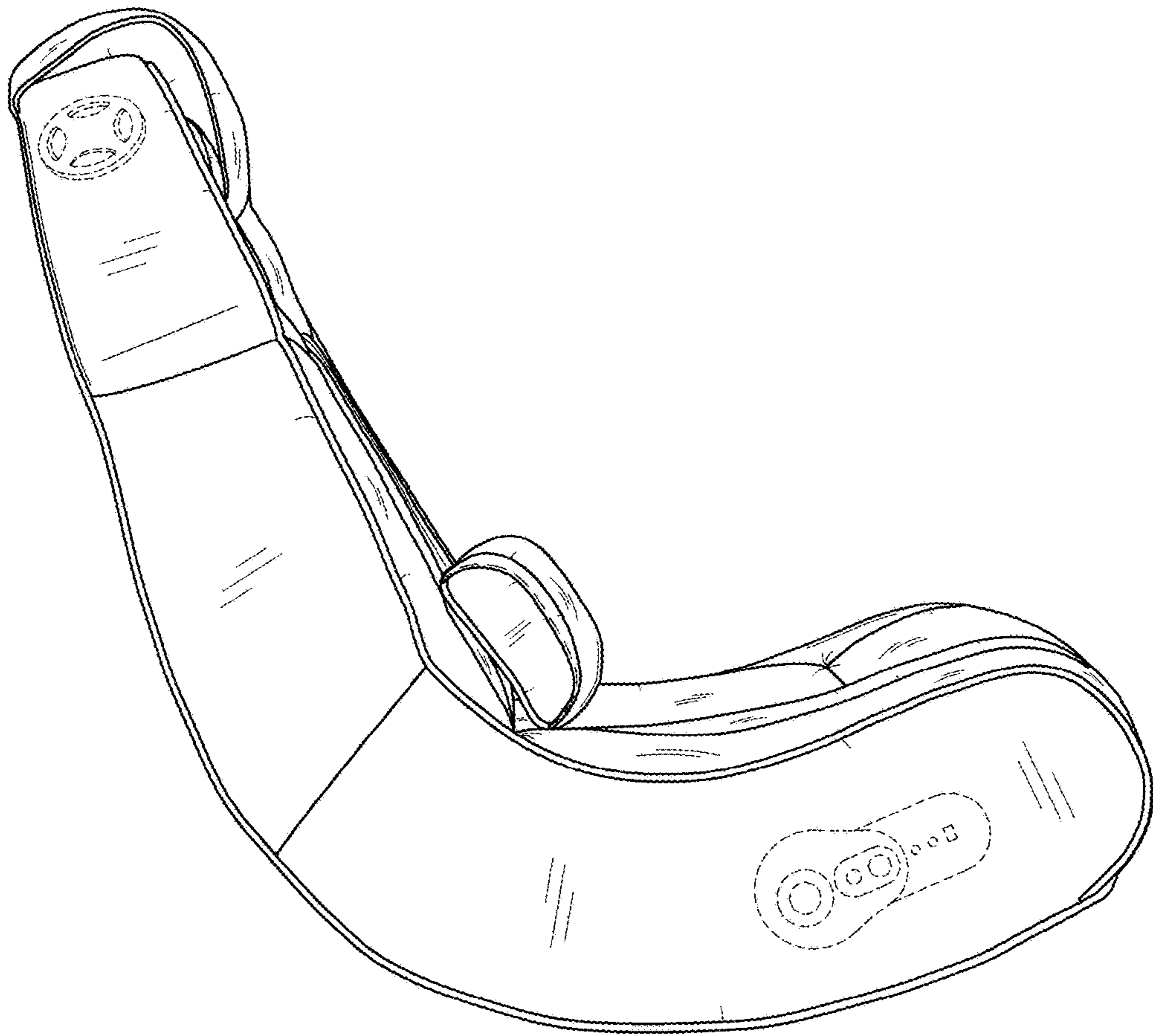


FIG. 4

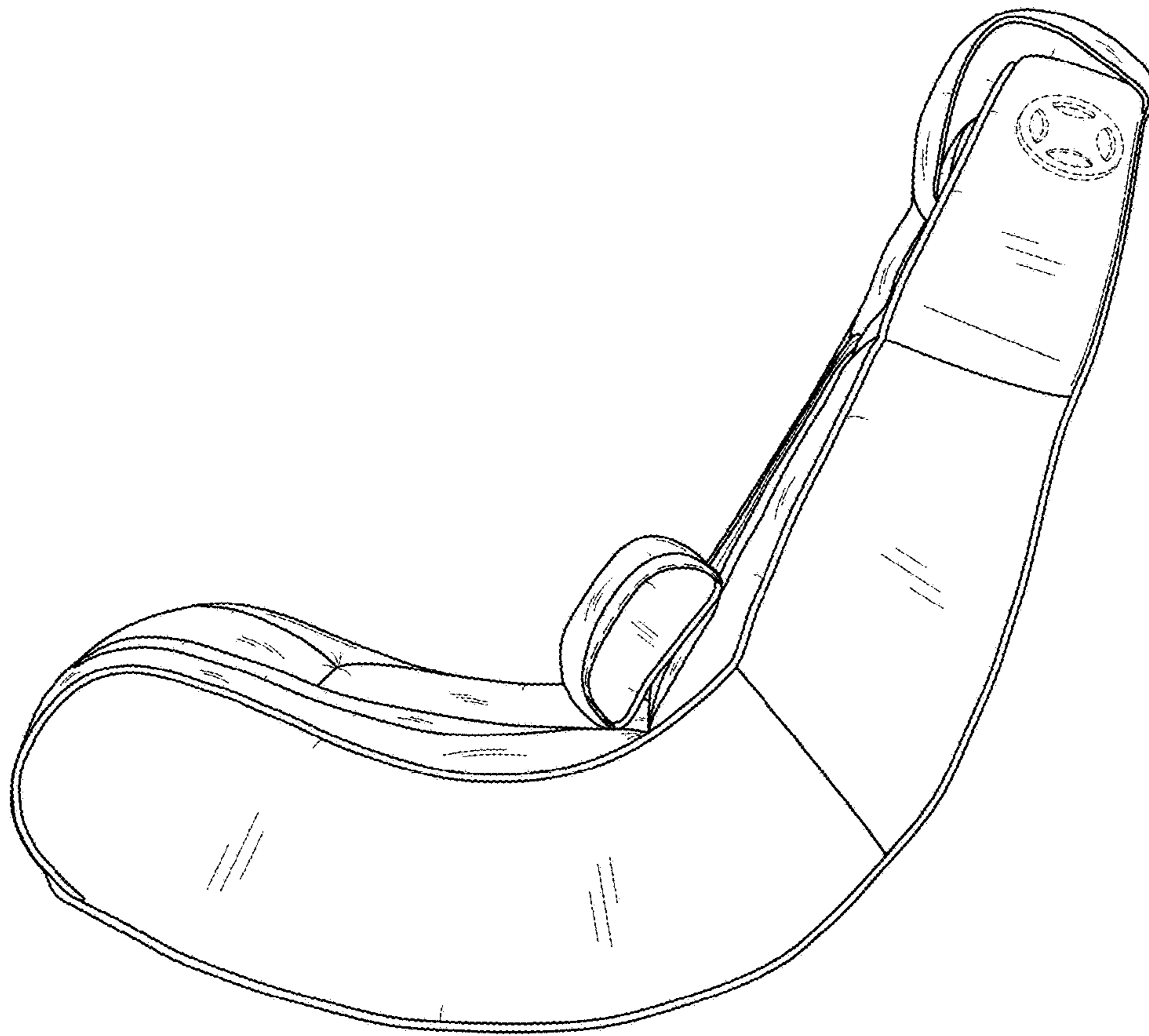


FIG. 5

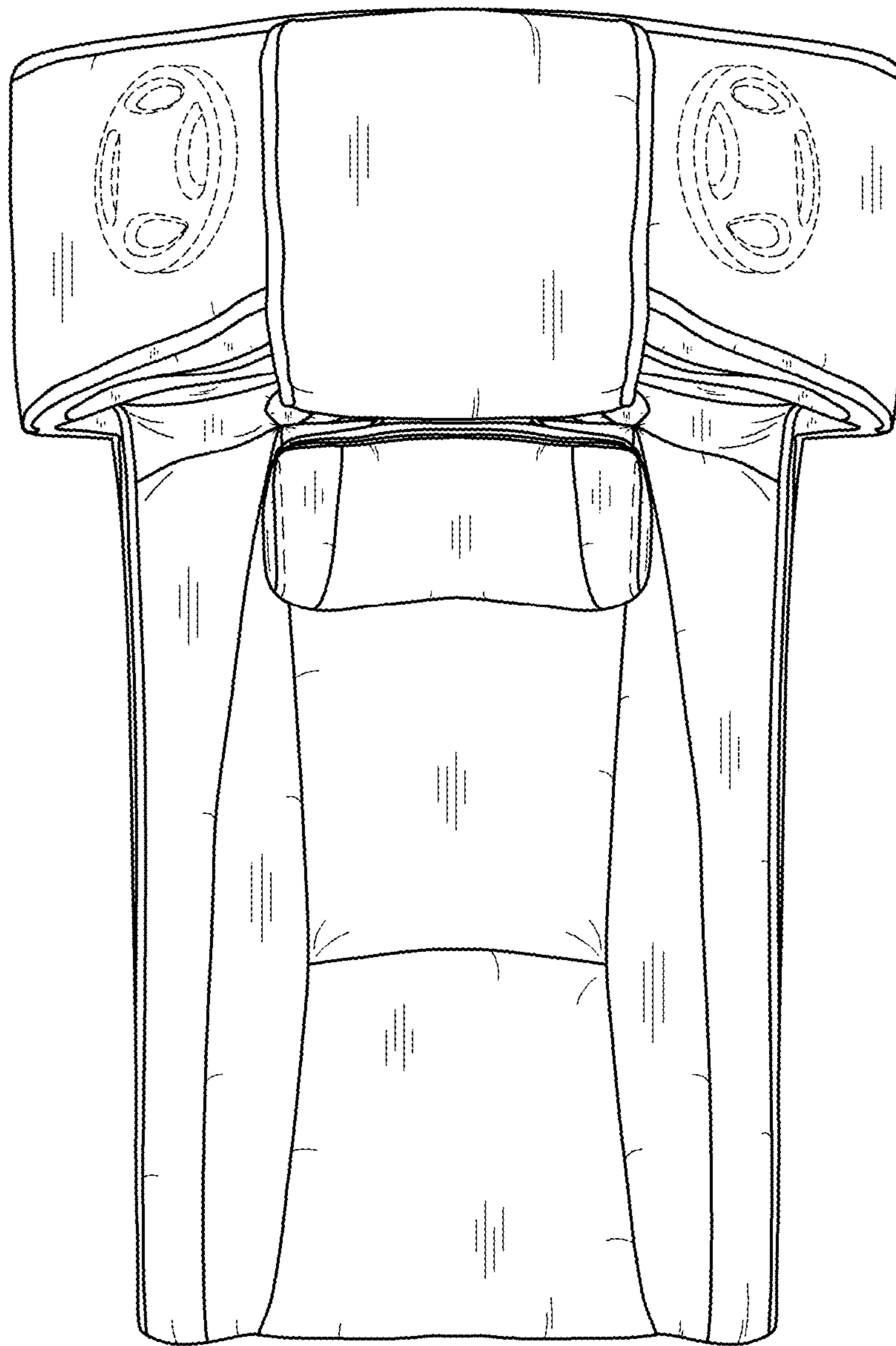


FIG. 6