



US00D807066S

(12) **United States Design Patent**
Vance

(10) **Patent No.:** **US D807,066 S**
(45) **Date of Patent:** **** Jan. 9, 2018**

(54) **CHAIR**
(71) Applicant: **RH US, LLC**, Corte Madera, CA (US)
(72) Inventor: **Michael Vance**, San Anselmo, CA (US)
(73) Assignee: **RH US, LLC**, Corte Madera, CA (US)
(**) Term: **15 Years**

(21) Appl. No.: **29/579,663**

(22) Filed: **Sep. 30, 2016**

(51) **LOC (11) Cl.** **06-01**

(52) **U.S. Cl.**
USPC **D6/334**

(58) **Field of Classification Search**
USPC D6/334, 335, 336, 360, 361, 367, 368,
D6/371-375, 379-381, 716, 716.1-716.8
CPC A47C 7/00; A47C 7/62; A47C 7/18; A47C
7/54; A47C 4/00; A47C 4/028; A47C
4/28; A47C 3/16; A47C 3/04; A47C 3/12;
A47C 1/02; A47C 1/14

See application file for complete search history.

(56) **References Cited**

U.S. PATENT DOCUMENTS

D197,598 S *	3/1964	Harris	D6/372
D284,624 S *	7/1986	Culler	D6/334
D284,812 S *	7/1986	Culler	D6/334
D303,327 S *	9/1989	Masarotti	D6/334
D327,583 S *	7/1992	Dettinger	D6/334
D337,450 S *	7/1993	Dettinger	D6/334

D352,615 S *	11/1994	Hutton	D6/334
D386,909 S *	12/1997	Mourgue	D6/334
D434,233 S *	11/2000	Frankel	D6/334
D508,786 S *	8/2005	Natuzzi	D6/364
D643,224 S *	8/2011	Sofield	D6/334
D651,419 S *	1/2012	Lievore	D6/334
D657,148 S *	4/2012	Ciani	D6/334
D706,053 S *	6/2014	Schwamkrug	D6/374
D716,063 S *	10/2014	Garcia	D6/334
D724,854 S *	3/2015	Lee	D6/334
D751,838 S *	3/2016	Ciani	D6/381
D759,397 S *	6/2016	Wu	D6/366
D766,607 S *	9/2016	Dorigo	D6/373
D794,349 S *	8/2017	Levy	D6/374

* cited by examiner

Primary Examiner — Deanna L Pratt

(74) *Attorney, Agent, or Firm* — Lewis Roca Rothgerber
Christie LLP


(57) **CLAIM**

The ornamental design for a chair, as shown and described.

DESCRIPTION

FIG. 1 is a front and right side perspective view of an exemplary chair showing my new design;
FIG. 2 is a front elevation view thereof;
FIG. 3 is a rear elevation view thereof;
FIG. 4 is a right side elevation view thereof, the left side being a mirror image; and,
FIG. 5 is a top plan view thereof.

1 Claim, 4 Drawing Sheets






FIG. 1

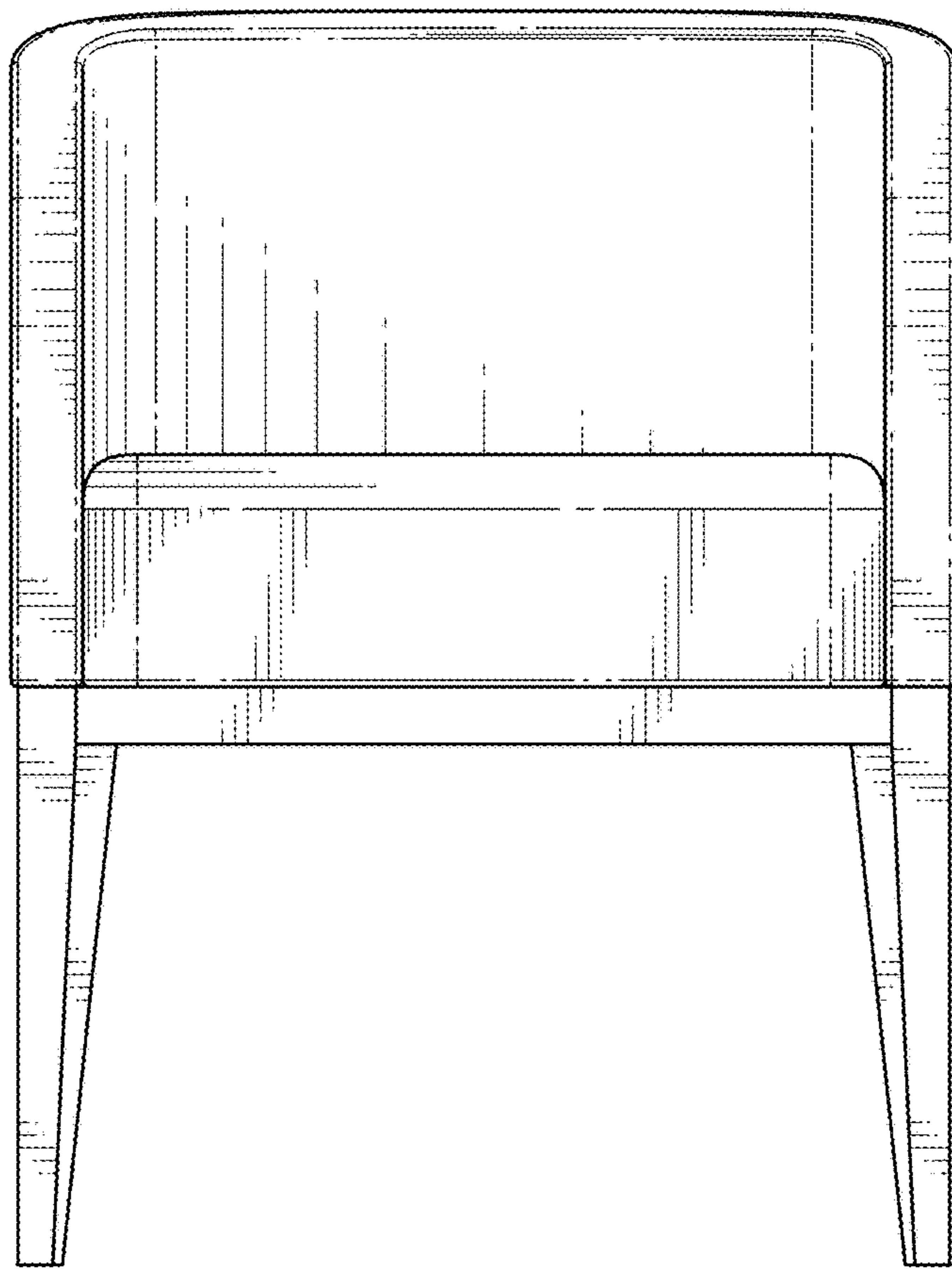


FIG. 2

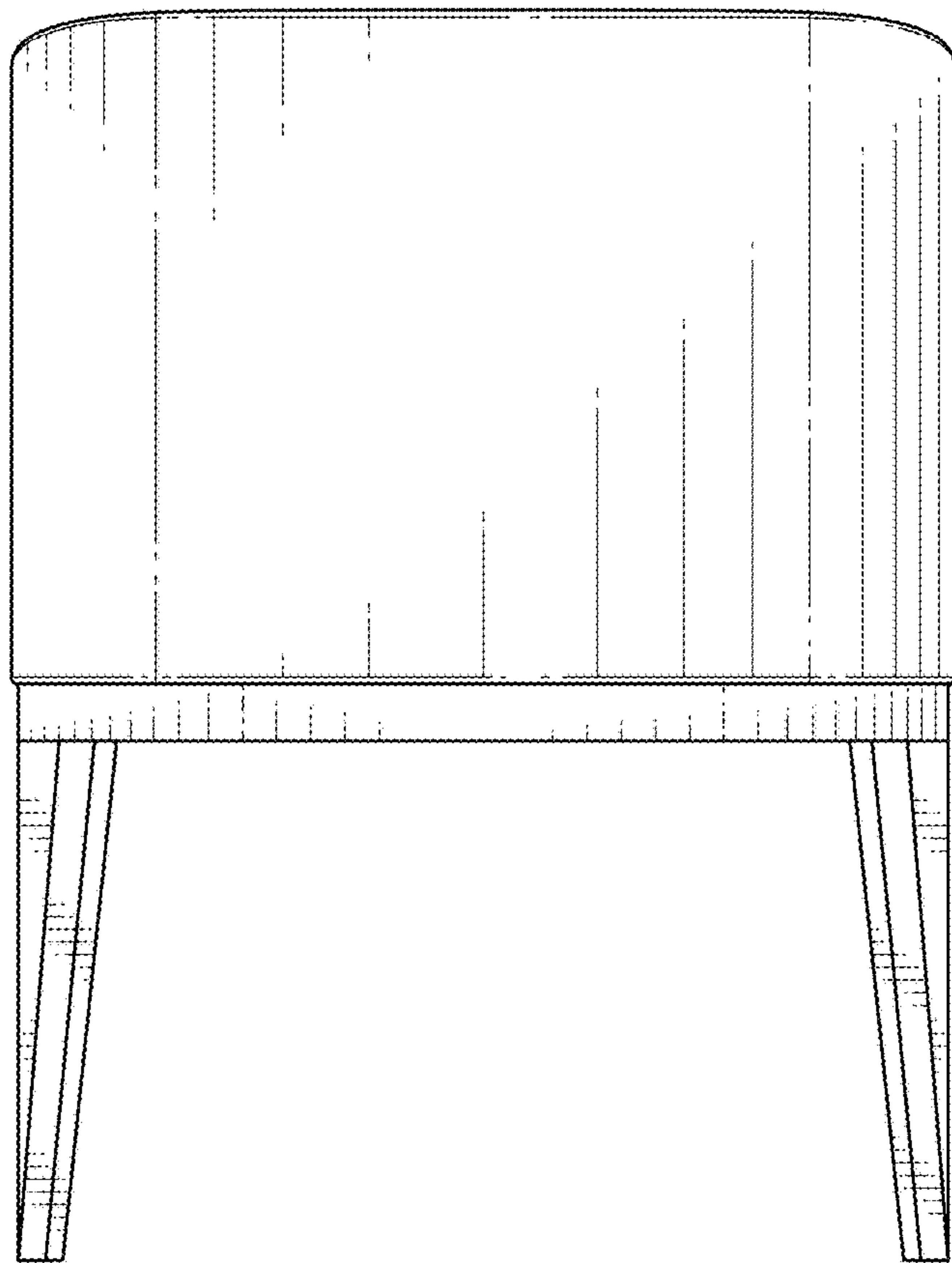


FIG. 3

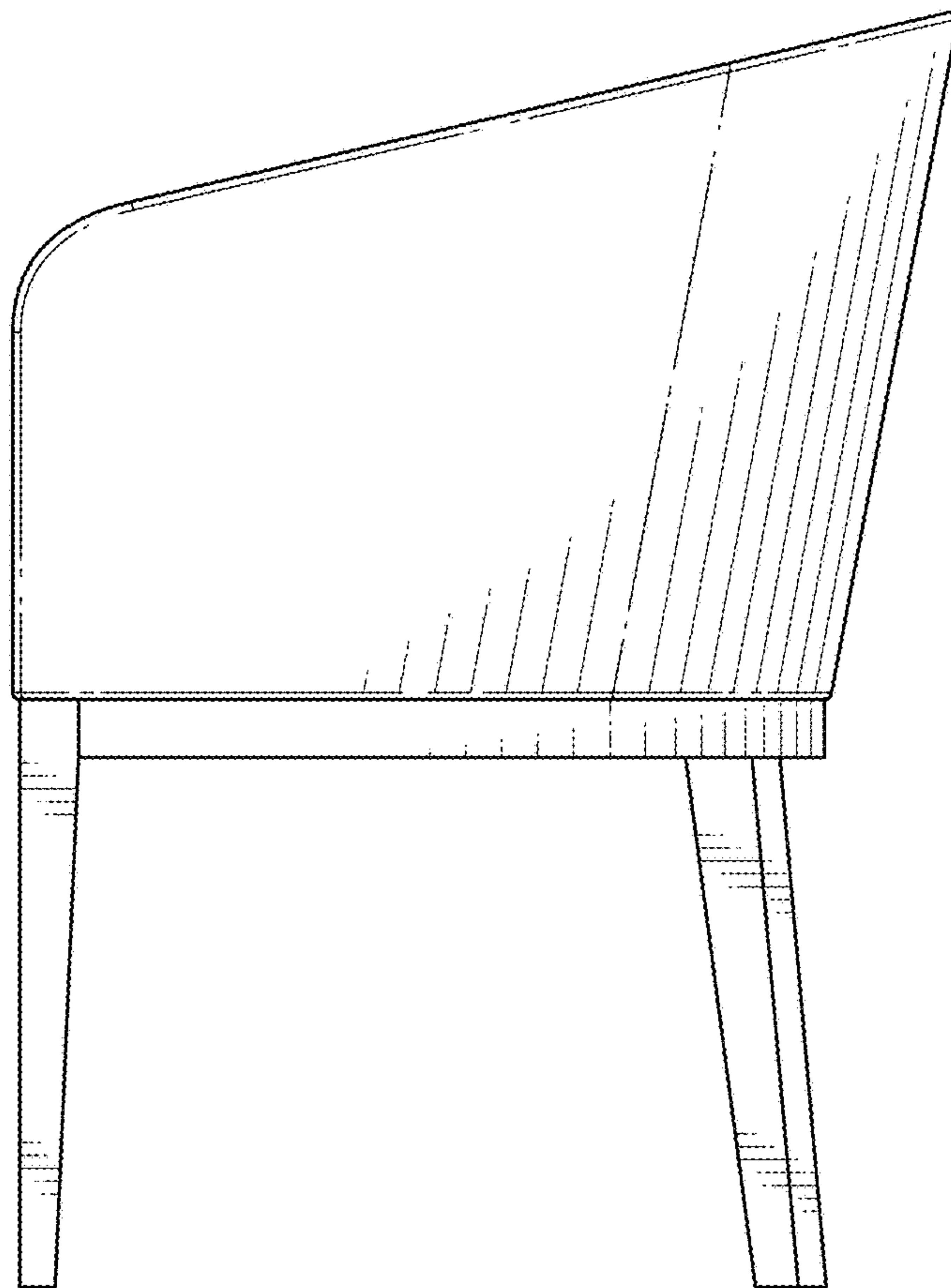


FIG. 4

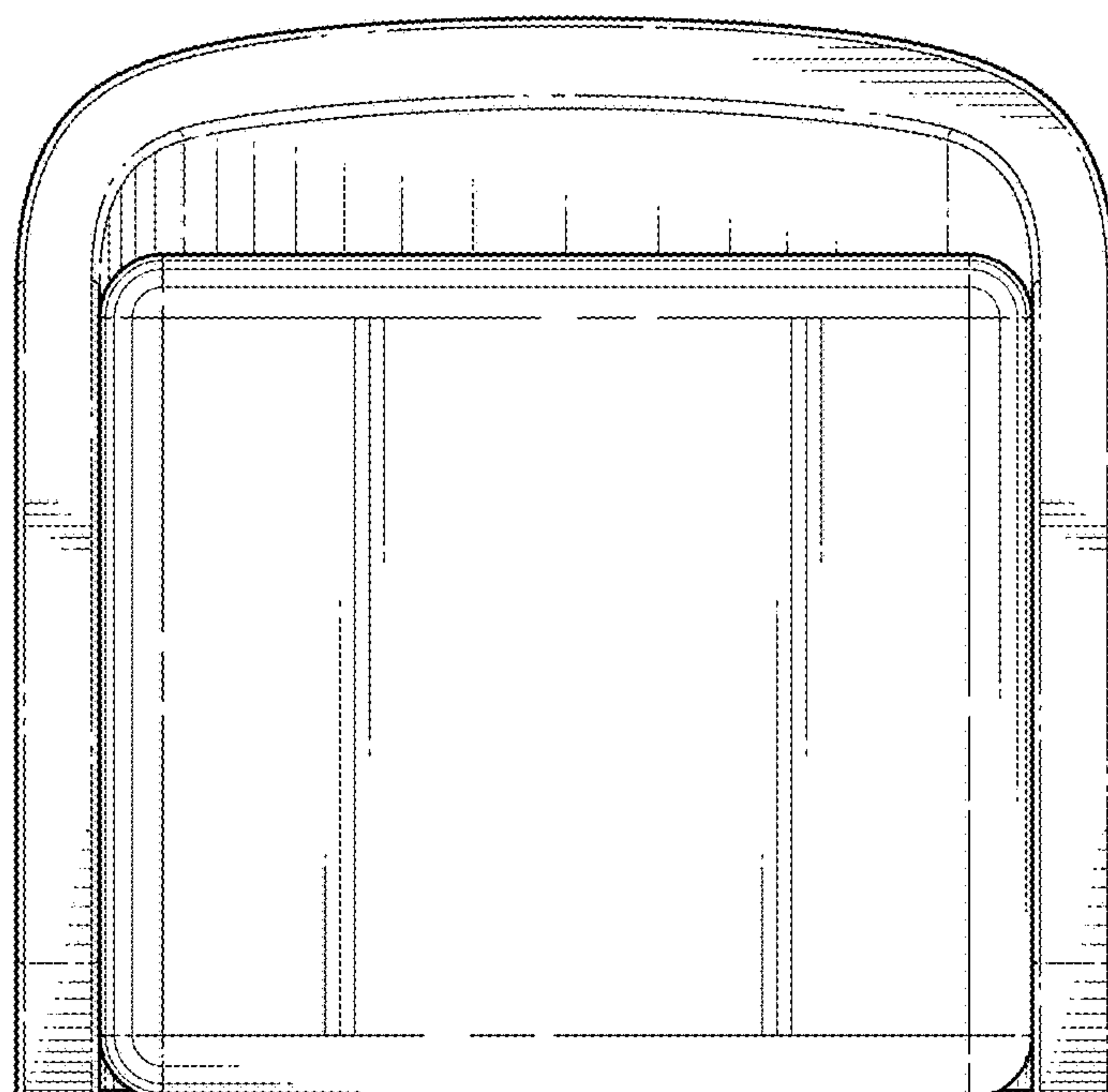


FIG. 5