



US00D807065S

(12) **United States Design Patent**
Festa

(10) **Patent No.:** **US D807,065 S**

(45) **Date of Patent:** **** Jan. 9, 2018**

(54) **INFANT HIGHCHAIR**

(71) Applicant: **ARTSANA S.P.A.**, Grandate (CO) (IT)

(72) Inventor: **Antonella Festa**, Como (IT)

(73) Assignee: **ARTSANA S.P.A.**, Grandate (IT)

(**) Term: **15 Years**

(21) Appl. No.: **29/553,553**

(22) Filed: **Feb. 2, 2016**

(30) **Foreign Application Priority Data**

Aug. 3, 2015 (EM) 002747782

(51) **LOC (11) Cl.** **06-06**

(52) **U.S. Cl.**
USPC **D6/333**

(58) **Field of Classification Search**

USPC D6/333-336, 339, 344, 702, 716,
D6/716.1-716.7; 297/183.1-183.4,
297/184.13, 184.15, 184.17, 250.1, 255,
297/256.1, 256.15, 219.12, 463.1;
D12/129-130, 133; D21/412, 428, 419;
280/30-31; 5/94, 98.1, 99.1, 101-102,
5/105, 655, 93.1, 12.1; 24/200
CPC A47D 13/02; A47D 13/10; A47D 13/083;
A47D 1/00; A47D 1/002; A47D 1/004;
A47D 1/008; A47D 1/04; B60N 2/22;
B60N 2/24; B60N 2/2821; B60N 2/02;
B60N 2/10; B60N 2/16; B60N
2002/0212; B60N 2002/0216; B60N
2002/022; A47C 3/00; A47C 3/02; A47C
3/025; A47C 3/20

See application file for complete search history.

(56) **References Cited**

U.S. PATENT DOCUMENTS

D350,506 S * 9/1994 Kaneko D12/129
D386,911 S * 12/1997 Perego D6/339

D426,965 S * 6/2000 Wu D6/339
D428,715 S * 8/2000 Brevi D6/339
D454,007 S * 3/2002 Huang D6/339
D594,667 S * 6/2009 Wang D6/339
D618,925 S * 7/2010 Fiore, Jr. D6/339
D643,636 S * 8/2011 Hu D6/339
D651,816 S * 1/2012 Shi D6/339
D679,915 S * 4/2013 Sturmey D6/339
D704,460 S * 5/2014 Maurer D6/339

* cited by examiner

Primary Examiner — Abraham Bahta

(74) *Attorney, Agent, or Firm* — Pearne & Gordon LLP

(57) **CLAIM**

The ornamental design for an infant highchair, as shown and described.

DESCRIPTION

FIG. 1 is a front-right perspective view of a first embodiment of an infant highchair according to the invention;
FIG. 2 is a front view thereof;
FIG. 3 is a right side view thereof;
FIG. 4 is a left side view thereof;
FIG. 5 is a back view thereof;
FIG. 6 is a top view thereof;
FIG. 7 is a bottom view thereof;
FIG. 8 is a front-right perspective view of a second embodiment of an infant highchair;
FIG. 9 is a front view thereof;
FIG. 10 is a right side view thereof;
FIG. 11 a left side view thereof;
FIG. 12 is a back view thereof;
FIG. 13 is a top view thereof; and,
FIG. 14 is a bottom view thereof.

1 Claim, 14 Drawing Sheets







FIG. 1




FIG. 2



FIG. 3



FIG. 4



FIG. 5



FIG. 6




FIG. 7



FIG. 8



FIG. 9



FIG. 10



FIG. 11



FIG. 12



FIG. 13




FIG. 14