



US00D807064S

(12) **United States Design Patent**
Movsesyan

(10) **Patent No.:** **US D807,064 S**

(45) **Date of Patent:** **** *Jan. 9, 2018**

(54) **HANGER**

(71) Applicant: **Volodya Anthony Movsesyan,**
Montebello, CA (US)

(72) Inventor: **Volodya Anthony Movsesyan,**
Montebello, CA (US)

(*) Notice: This patent is subject to a terminal disclaimer.

(**) Term: **14 Years**

(21) Appl. No.: **29/511,192**

(22) Filed: **Dec. 8, 2014**

(51) **LOC (11) Cl.** **06-08**

(52) **U.S. Cl.**
USPC **D6/319**

(58) **Field of Classification Search**
USPC D6/315-327; 223/85-97; 211/113, 85.3
CPC A47G 25/26; A47G 25/28; A47G 25/14;
A47G 25/442; A47G 25/743; A47G
25/4023; A47G 25/40; A47F 5/0006
See application file for complete search history.

(56) **References Cited**

U.S. PATENT DOCUMENTS

D271,927 S *	12/1983	Payant	D6/316
D309,834 S *	8/1990	Passini	D6/318
D334,480 S *	4/1993	Dongas	D6/318
5,346,110 A *	9/1994	Petrou	A47G 25/626 223/85
D355,771 S *	2/1995	Adams	D6/318
D499,559 S *	12/2004	Schultz	D6/318
D607,216 S *	1/2010	Niccol	D6/318
D656,746 S *	4/2012	Mo	D6/319
D667,644 S *	9/2012	Wei	D6/318
D680,758 S *	4/2013	Jones	D6/318
D709,707 S *	7/2014	Chan	D6/319
D735,481 S *	8/2015	Jones	D6/318
D737,582 S *	9/2015	Li	D6/319

D748,402 S *	2/2016	Buzruk	D6/319
D759,983 S *	6/2016	Shallcross	D6/326
D761,028 S *	7/2016	Choy	D6/326
D765,432 S *	9/2016	Ruiz	D6/319
2014/0138414 A1 *	5/2014	Wasserman	A47G 25/4023 223/85
2016/0051072 A1 *	2/2016	Gouldson	A47G 25/30 223/85
2016/0081507 A1 *	3/2016	Hall	A47G 25/28 223/85
2016/0088965 A1 *	3/2016	Hansen	A47G 25/32 223/85
2016/0166098 A1 *	6/2016	Varghese- Abraham	A47G 25/16 223/85

* cited by examiner

Primary Examiner — Rosemary K. Tarcza

Assistant Examiner — James Thorn, Sr.

(74) *Attorney, Agent, or Firm* — Hankin Patent Law,
APC; Kevin Schraven; Anooj Patel

(57) **CLAIM**

The ornamental design for a hanger, as shown and described.

DESCRIPTION

FIG. 1 is a bottom perspective view of a hanger showing my new design.

FIG. 2 is a top perspective view thereof.

FIG. 3 is a front elevational view thereof.

FIG. 4 is a rear elevational view thereof.

FIG. 5 is a top plan view thereof.

FIG. 6 is a bottom plan view thereof.

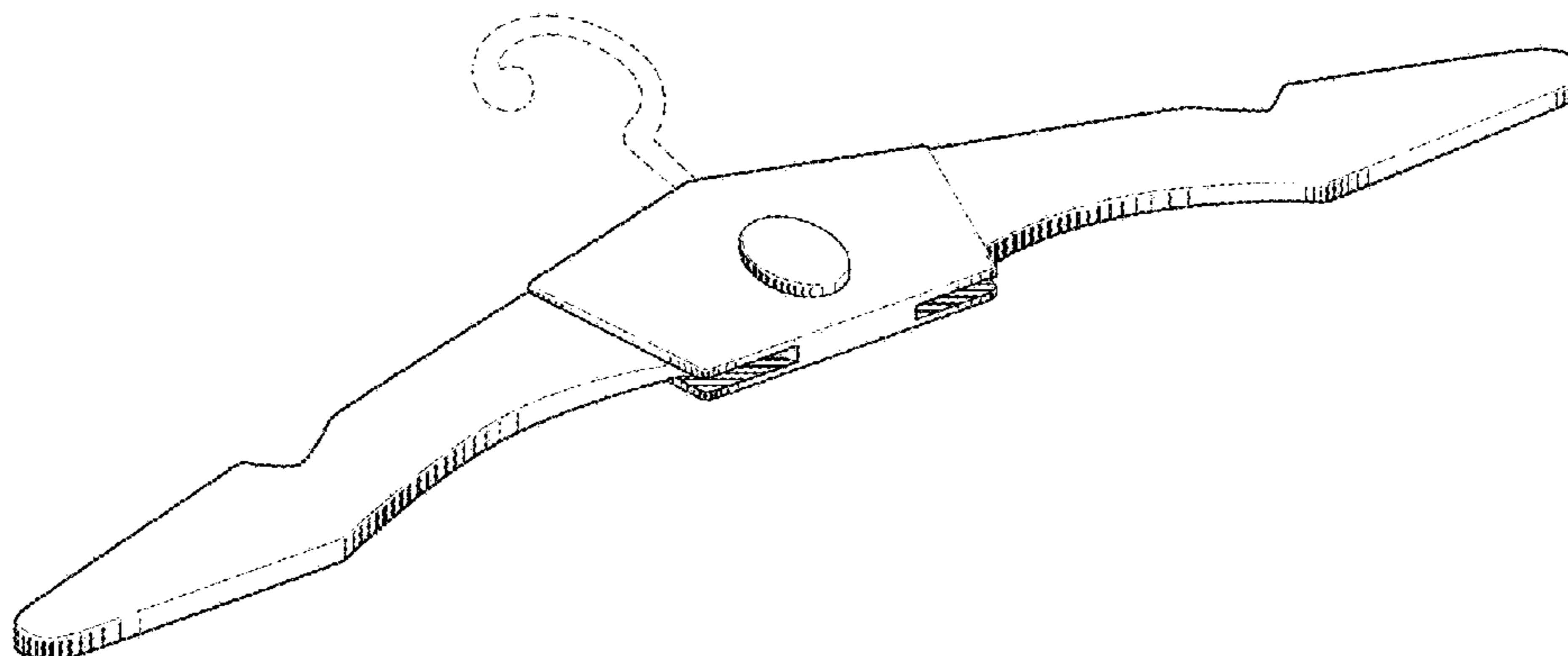
FIG. 7 is a left side elevational view thereof.

FIG. 8 is a right side elevational view thereof; and,

FIG. 9 is a bottom perspective view of the hanger with the arms of the hanger folded.

The broken lines showing the hook of the hanger are for the purpose of illustrating unclaimed subject matter and form no part of the claimed design.

1 Claim, 9 Drawing Sheets



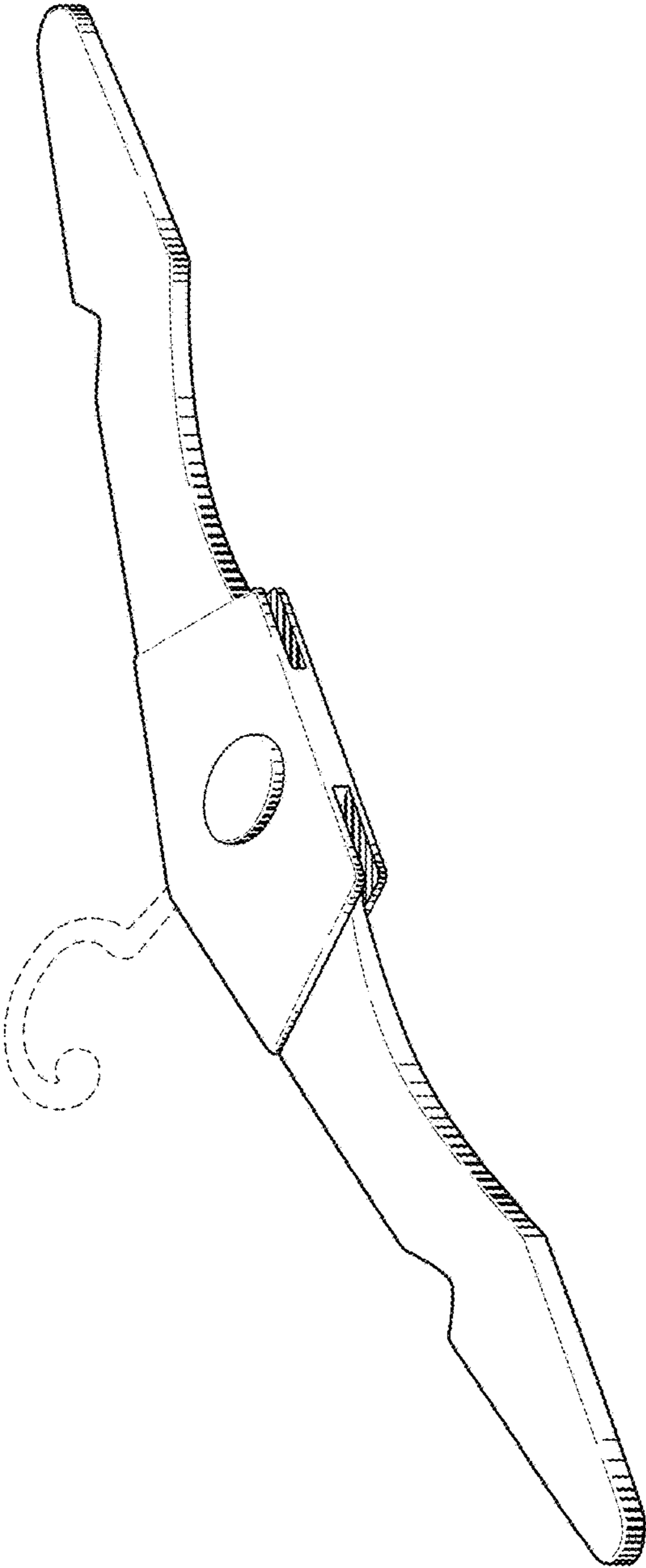


Fig. 1

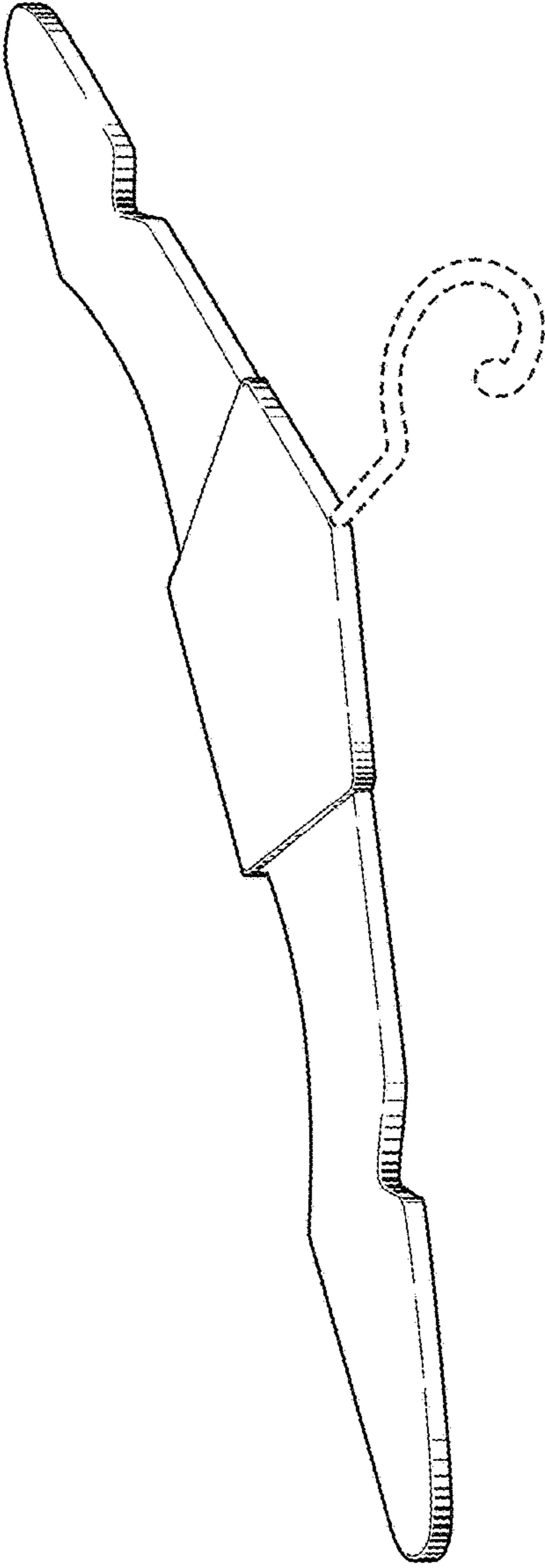


Fig. 2

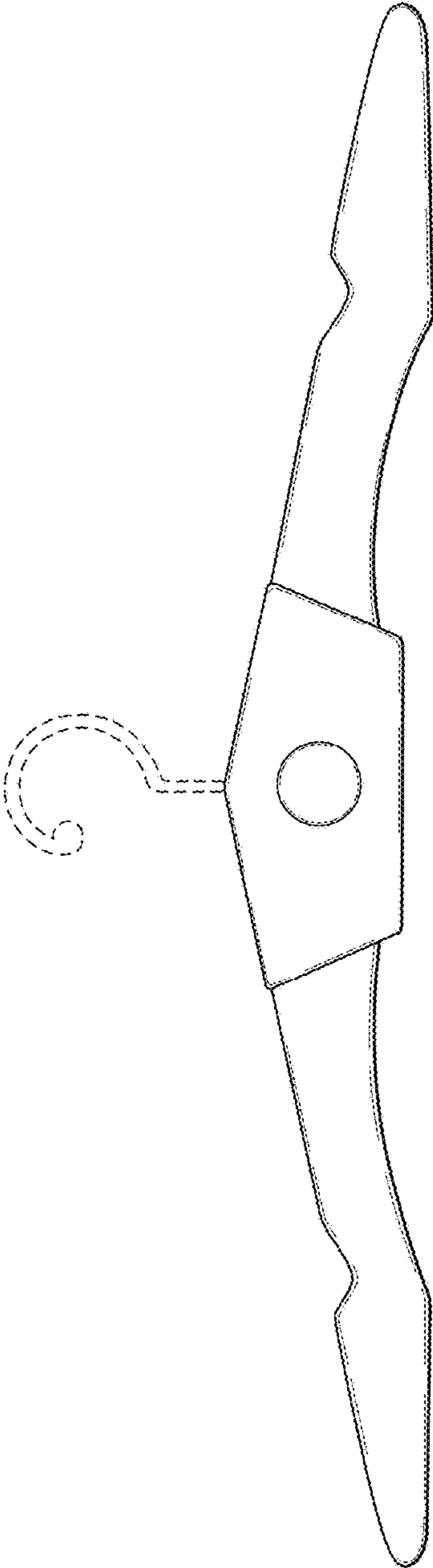


Fig.3

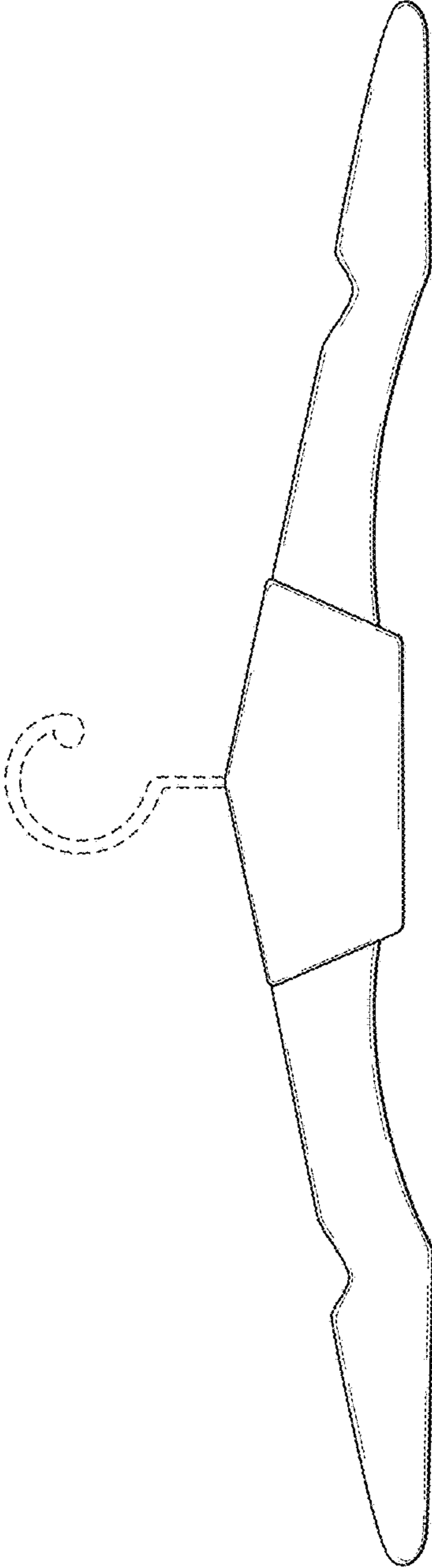


Fig.4



Fig.5



Fig.6

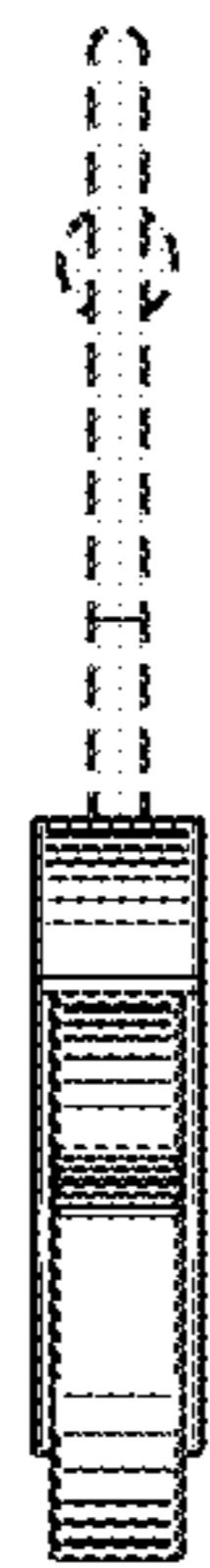


Fig. 7



Fig.8

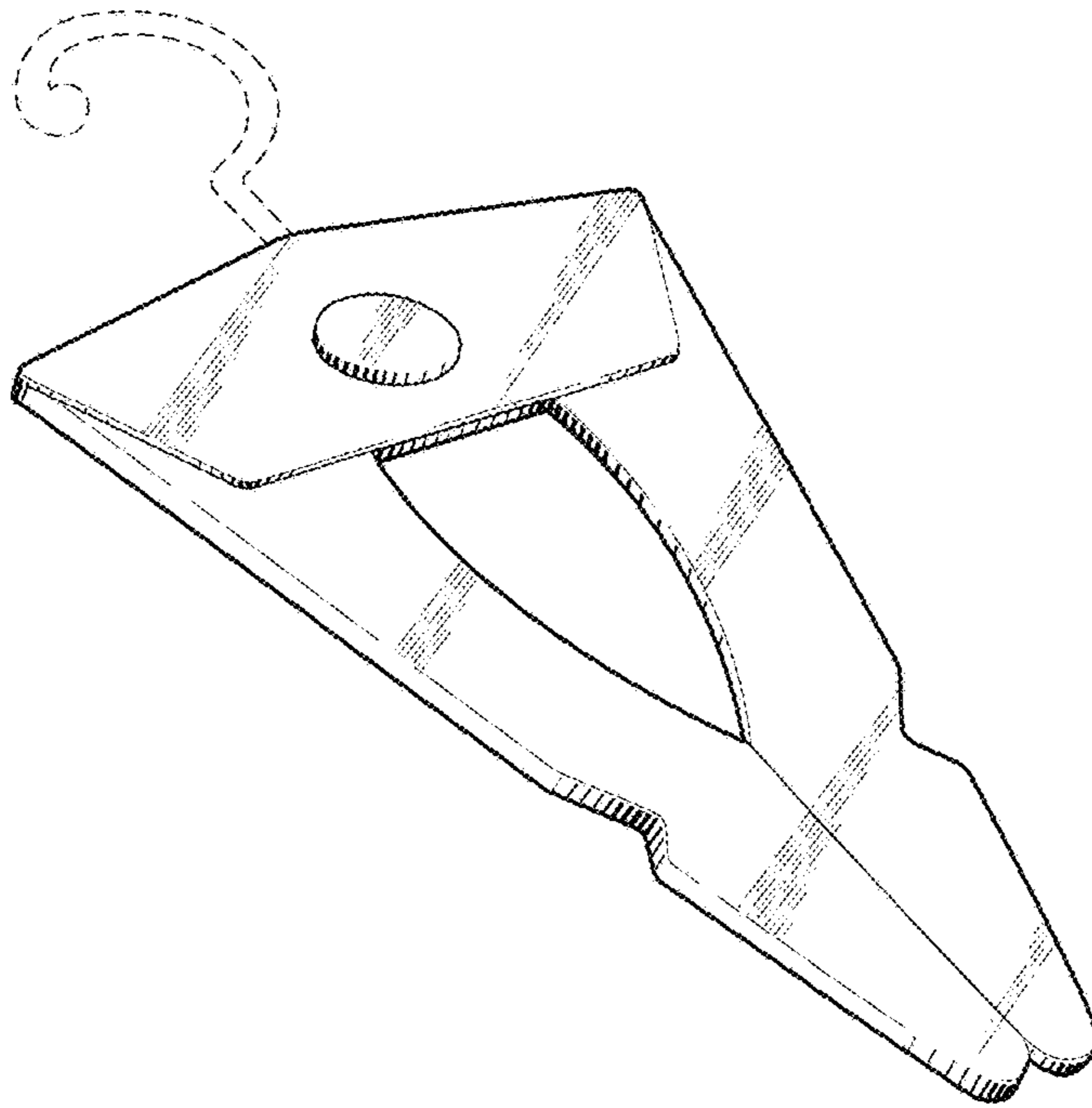


Fig.9