



US00D807063S

(12) **United States Design Patent**
Harding

(10) **Patent No.:** **US D807,063 S**
(45) **Date of Patent:** **** Jan. 9, 2018**

- (54) **GARMENT HANGER**
- (71) Applicant: **Mainetti (UK) Ltd**, Scotland (GB)
- (72) Inventor: **Matthew Kendal Harding**, Cheshire (GB)
- (73) Assignee: **Mainetti (UK) Ltd**, Scotland
- (**) Term: **15 Years**
- (21) Appl. No.: **29/562,165**
- (22) Filed: **Apr. 22, 2016**
- (30) **Foreign Application Priority Data**

D286,584 S *	11/1986	Blanchard	D6/318
D299,889 S *	2/1989	Spitz	D6/318
D301,941 S *	7/1989	Weckstein	D6/319
D320,890 S *	10/1991	Moore	D6/318
D441,203 S *	5/2001	Giustini	D6/318
D441,548 S *	5/2001	Giustini	D6/318
6,260,747 B1 *	7/2001	Lam	A47G 25/487 223/91
D510,814 S *	10/2005	Schultz	D6/318
D607,216 S *	1/2010	Niccol	D6/318
D727,634 S *	4/2015	Atkinson	D6/318
D762,993 S *	8/2016	Vaaderpass	D6/318
2004/0020949 A1 *	2/2004	Yip	A47G 25/32 223/85
2007/0029354 A1 *	2/2007	Hunt	A47G 25/28 223/85
2011/0220692 A1 *	9/2011	Allen	A47G 25/442 223/89

- Oct. 24, 2015 (GB) 4043798
- (51) **LOC (11) Cl.** **06-08**
- (52) **U.S. Cl.**
USPC **D6/318; D6/328**
- (58) **Field of Classification Search**
USPC D6/315-328; 223/85-98; 211/10, 13.1,
211/85.2, 86.01, 87.01, 113
CPC A47G 25/28; A47G 25/14; A47G 25/36;
A47G 25/48; A47G 25/66; A47G 25/441;
A47G 25/481; A47G 25/483; A47G
25/485; A47G 25/487; A47G 25/621;
A47G 25/743; A47F 5/0006
See application file for complete search history.

- (56) **References Cited**
U.S. PATENT DOCUMENTS
847,329 A * 3/1907 Gebhardt A47G 25/30
223/92
D206,470 S * 12/1966 Gelles 223/92
3,790,044 A * 2/1974 Verdile A47G 25/32
223/86
D275,539 S * 9/1984 Mainetti 223/92

* cited by examiner

Primary Examiner — Lauren Calve
(74) *Attorney, Agent, or Firm* — The Belles Group, P.C.

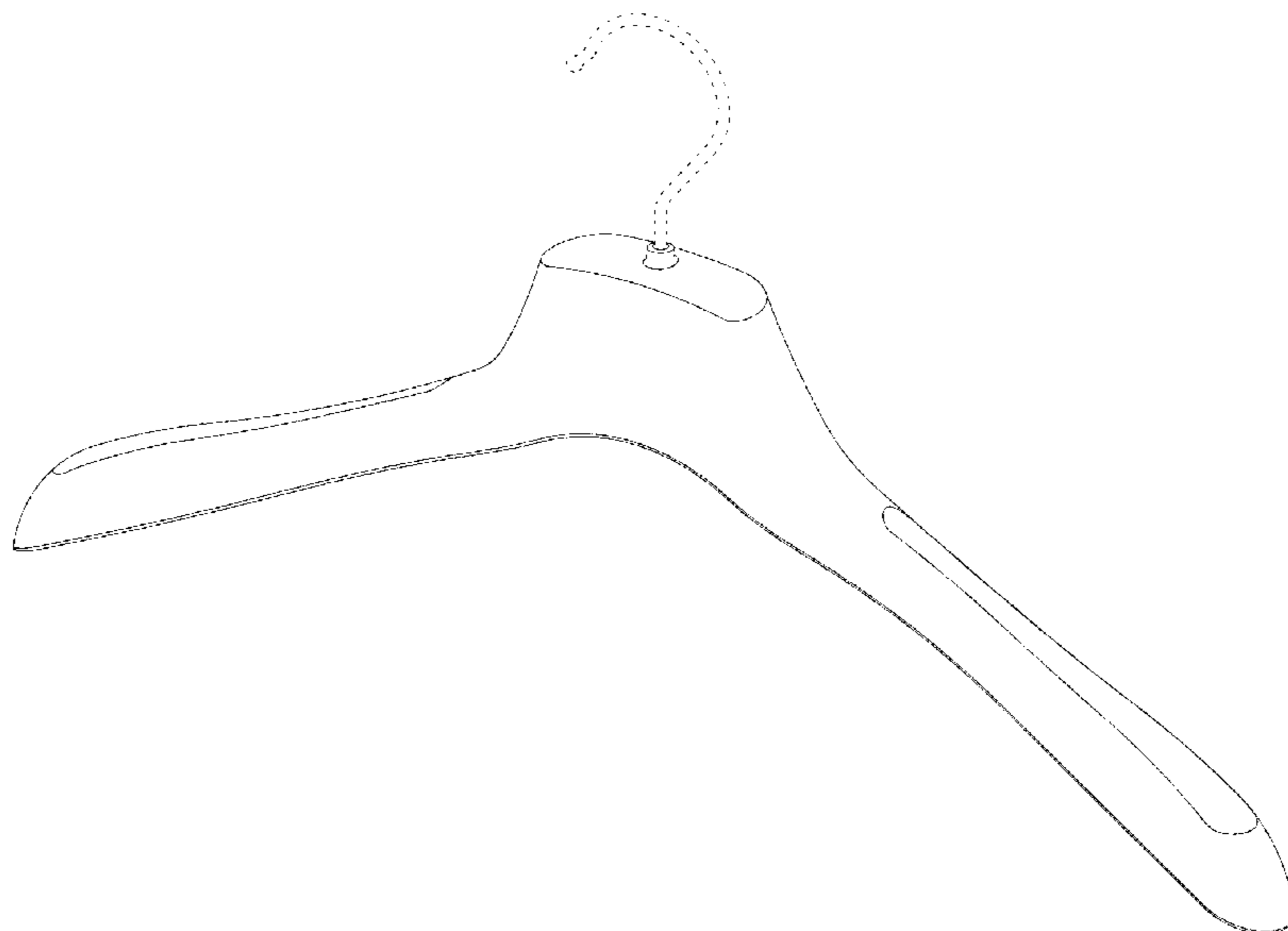
(57) **CLAIM**

The ornamental design for a garment hanger, as shown and described.

DESCRIPTION

FIG. 1 is a front perspective view of a garment hanger in accordance with the present design;
FIG. 2 is a front view thereof;
FIG. 3 is a rear view thereof;
FIG. 4 is a right-side view thereof;
FIG. 5 is a left-side view thereof;
FIG. 6 is a top view thereof; and,
FIG. 7 is a bottom view thereof.
The broken lines shown represent unclaimed subject matter and form no part of the claimed design.

1 Claim, 5 Drawing Sheets



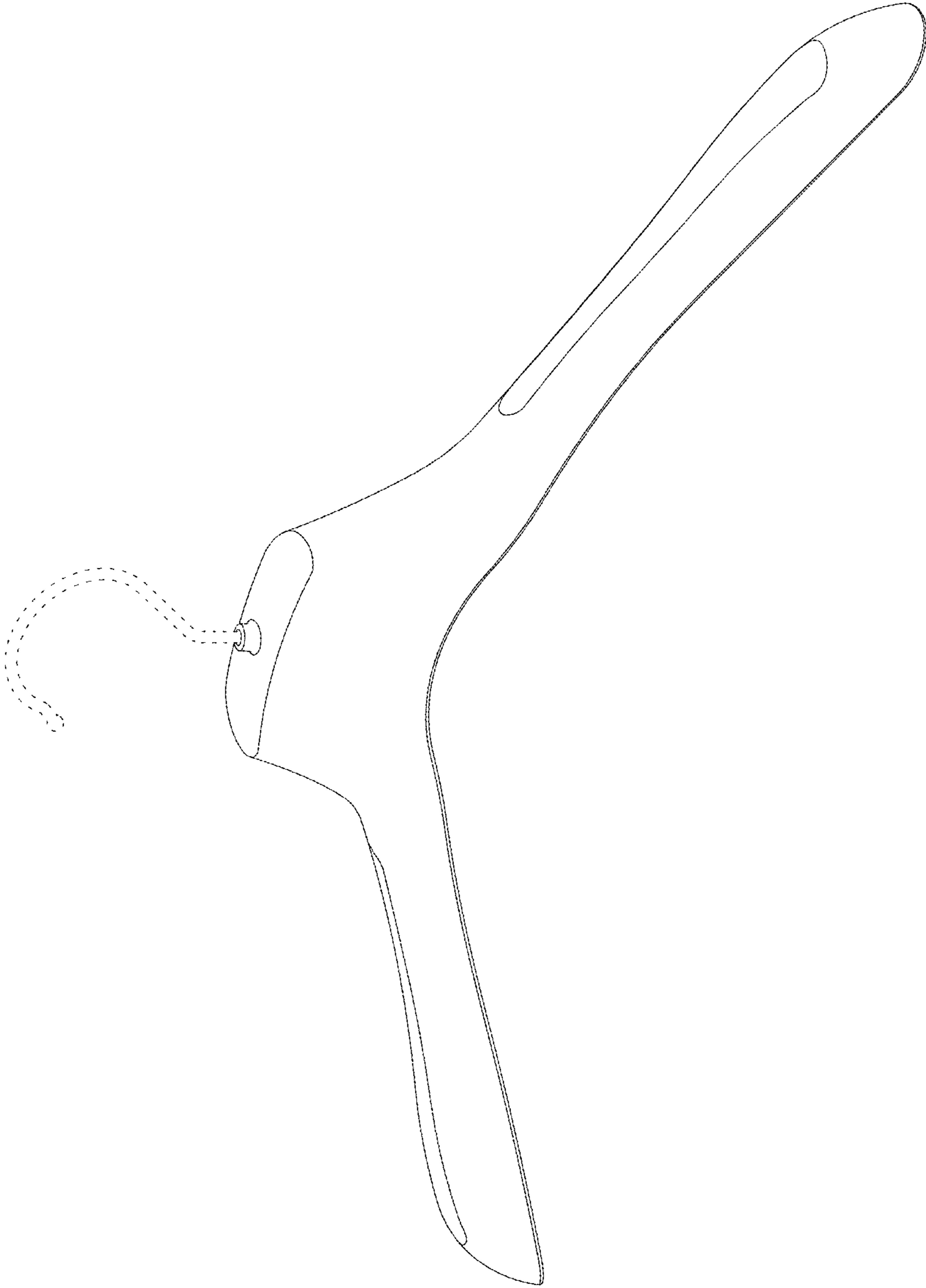


FIG. 1

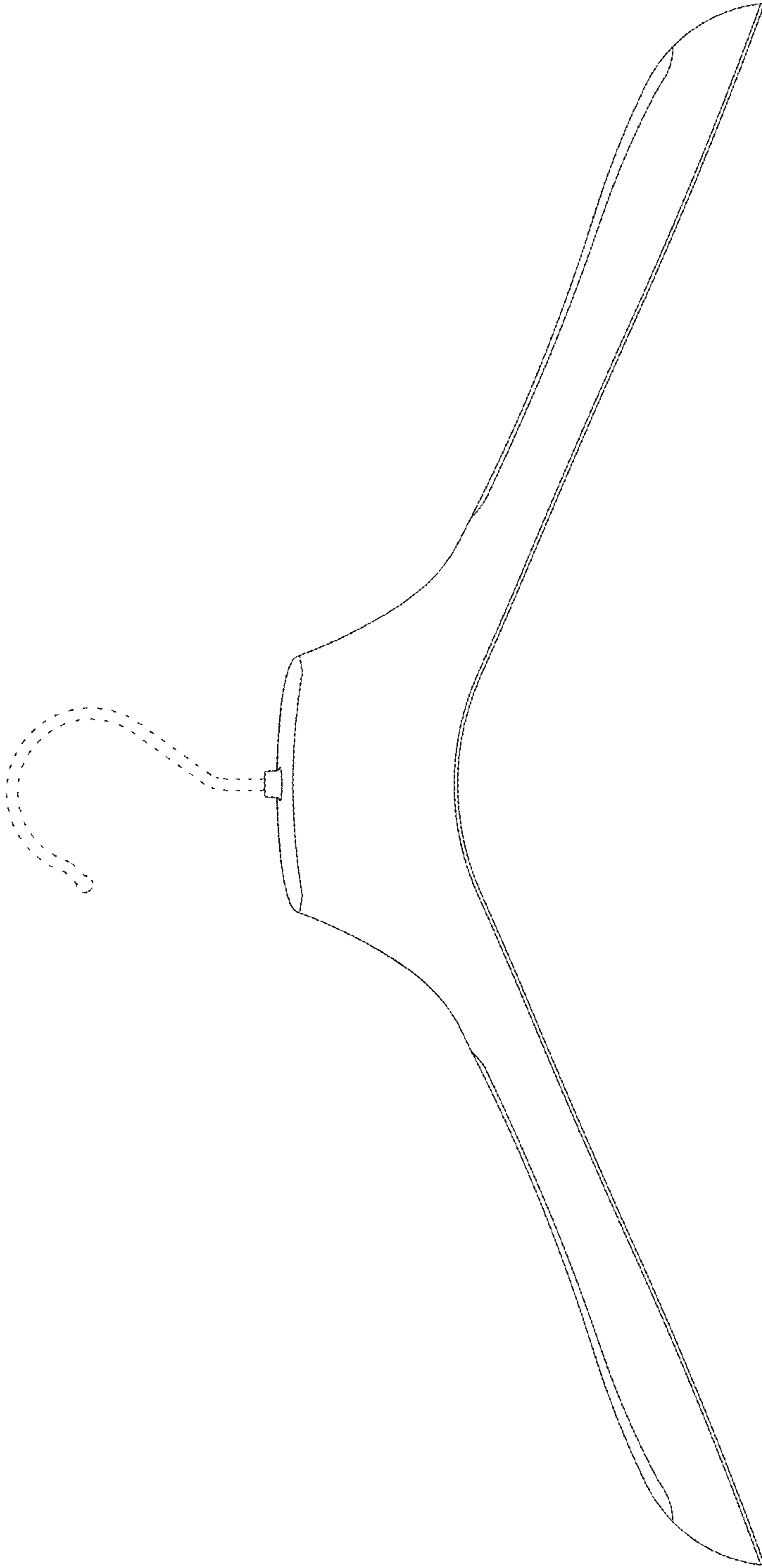


FIG. 2

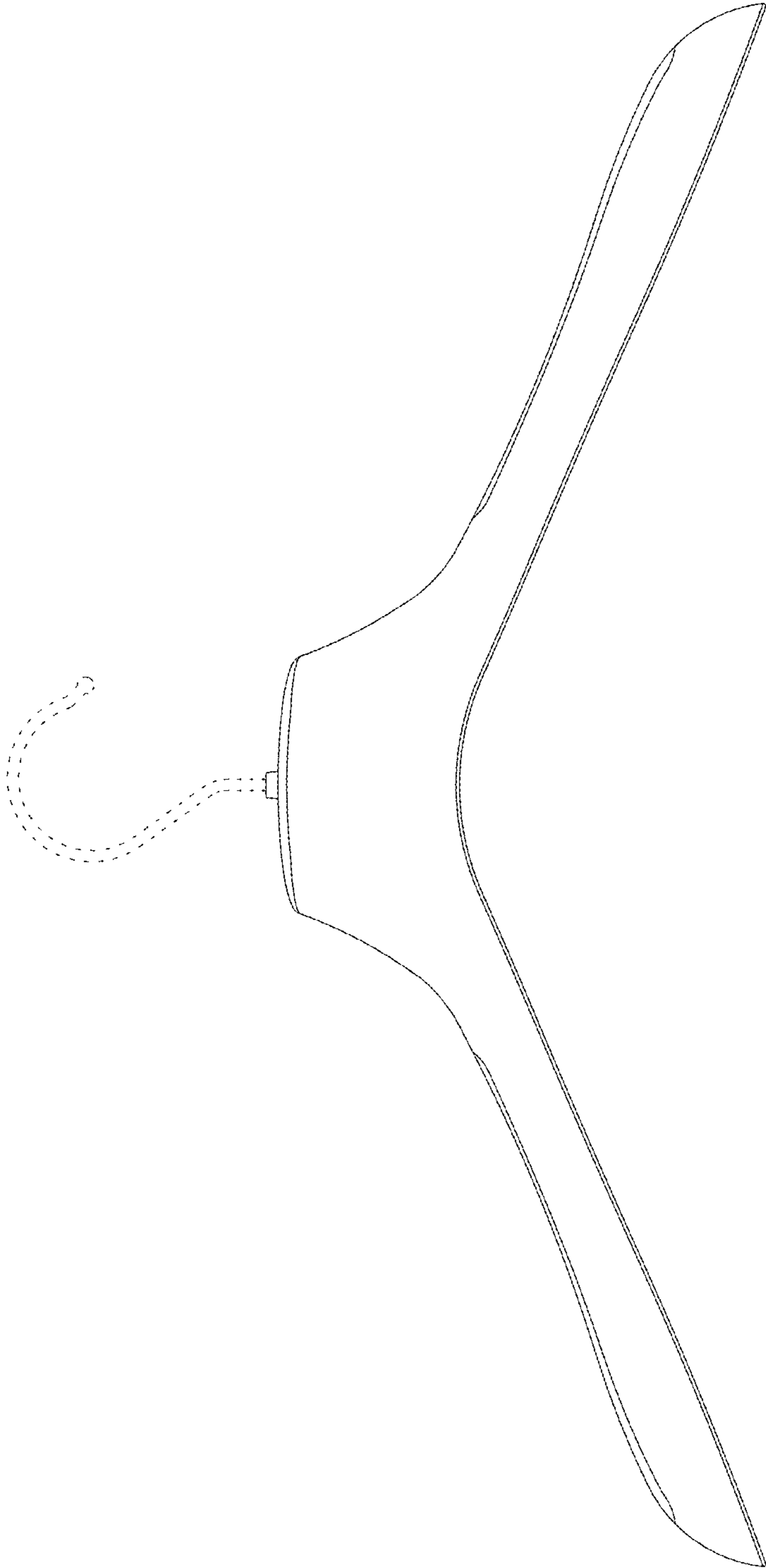


FIG. 3




FIG. 4

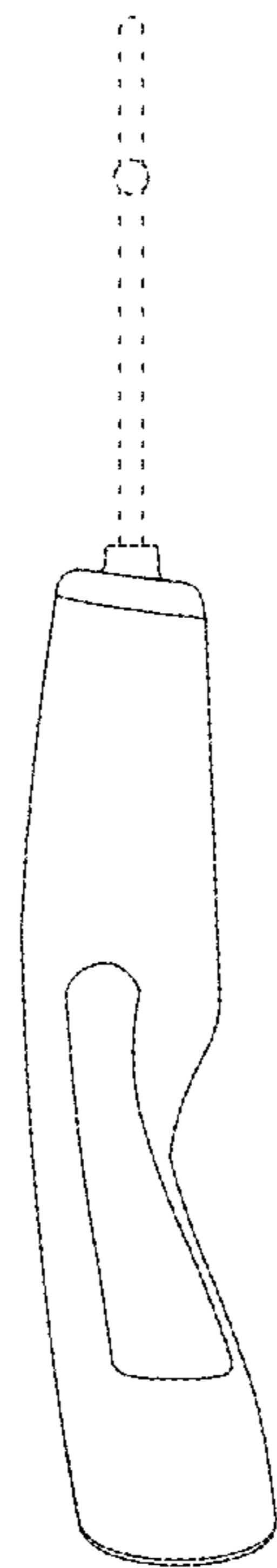


FIG. 5

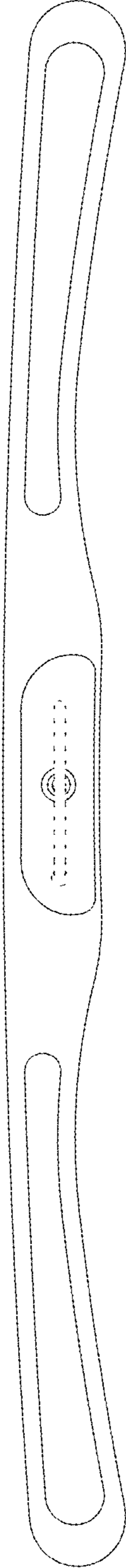


FIG. 6




FIG. 7