



US00D807053S

(12) **United States Design Patent**
Gilad

(10) **Patent No.:** **US D807,053 S**

(45) **Date of Patent:** **** Jan. 9, 2018**

(54) **WALL MIRROR**

(71) Applicant: **CASSINA S.p.A.**, Meda (MB) (IT)

(72) Inventor: **Ron Gilad**, Tel-Aviv (IL)

(73) Assignee: **CASSINA S.P.A.**, Meda (MB) (IT)

(**) Term: **15 Years**

(21) Appl. No.: **29/585,873**

(22) Filed: **Nov. 29, 2016**

(30) **Foreign Application Priority Data**

May 30, 2016 (EP) 003160860-0003

(51) **LOC (11) Cl.** **06-07**

(52) **U.S. Cl.**
USPC **D6/300**

(58) **Field of Classification Search**
USPC D6/300-314
CPC ... A47G 1/00; A47G 1/02; A47G 1/04; A47G
1/06; A47G 1/0622; A47G 1/0627; A47G
1/0633
See application file for complete search history.

(56) **References Cited**

U.S. PATENT DOCUMENTS

D184,140 S * 12/1958 Mook D6/300
D200,159 S * 1/1965 Mueller D6/300
D248,711 S * 8/1978 Tougas D6/300
D261,208 S * 10/1981 Whiting D6/300

D285,505 S * 9/1986 Billiet D6/300
D295,000 S * 4/1988 Savio D6/300
D339,921 S * 10/1993 Nourse D6/300
D345,654 S * 4/1994 Bisconti D6/300
D364,507 S * 11/1995 Schwartz D6/300
5,811,173 A * 9/1998 Eichhorn A47G 1/02
428/167
D415,355 S * 10/1999 Lewis D6/300
D443,147 S * 6/2001 Vincent D6/300
D491,732 S * 6/2004 Hoernig D6/300
D544,219 S * 6/2007 Mischel, Jr. D6/300
D602,260 S * 10/2009 Nip D14/371
D727,479 S * 4/2015 Mayer D23/286
D727,629 S * 4/2015 Gordon D6/300

* cited by examiner

Primary Examiner — Deanna L Pratt

(74) *Attorney, Agent, or Firm* — Hogan Lovells US LLP

(57) **CLAIM**

The ornamental design for a wall mirror, as shown and described.

DESCRIPTION

FIG. 1 is a perspective view of a wall mirror showing the design;

FIG. 2 is a front view thereof;

FIG. 3 is a back view thereof;

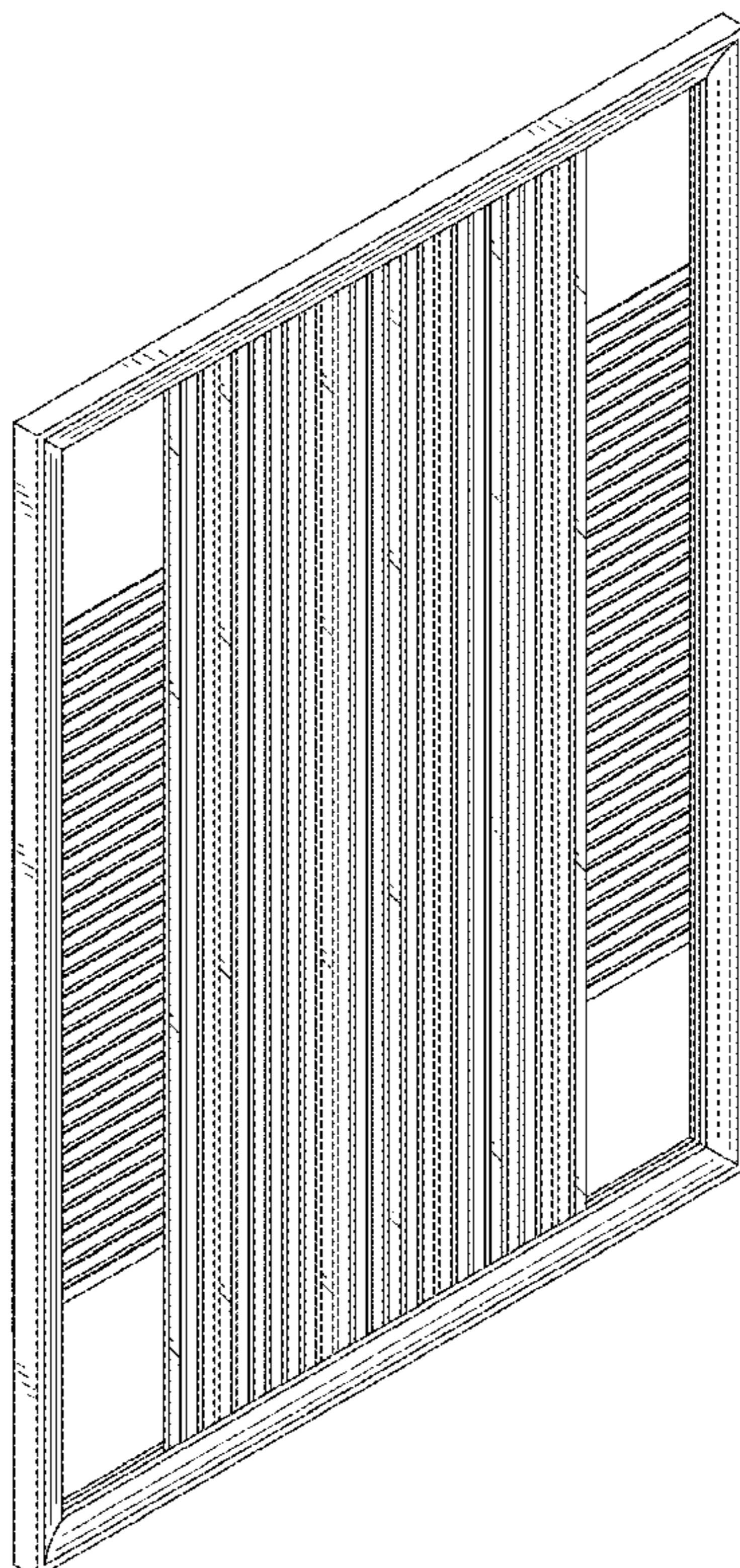
FIG. 4 is a left side view thereof;

FIG. 5 is a right side view thereof;

FIG. 6 is a top view thereof; and,

FIG. 7 is a bottom view thereof.

1 Claim, 5 Drawing Sheets






FIG.1

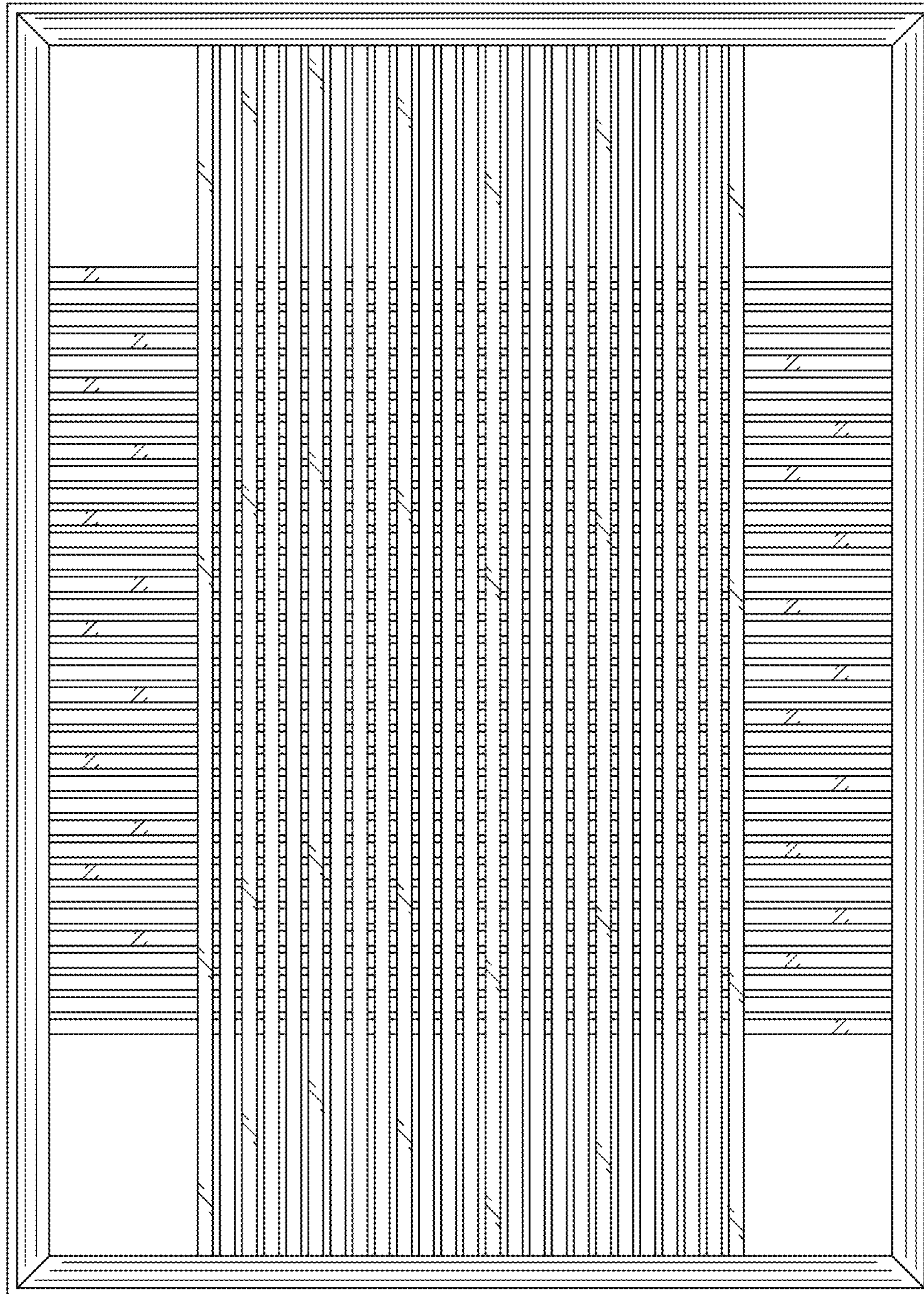


FIG.2




FIG.3



FIG.4

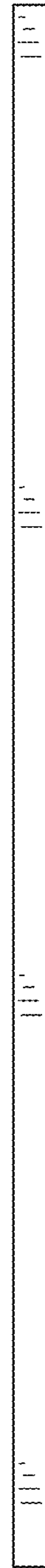


FIG.5



FIG. 6



FIG. 7