



US00D807047S

(12) **United States Design Patent** (10) **Patent No.:** **US D807,047 S**
Gandhi et al. (45) **Date of Patent:** **** *Jan. 9, 2018**

(54) **STERILE WRAP**

(71) Applicant: **Medline Industries, Inc.**, Mundelein, IL (US)

(72) Inventors: **Dixit Gandhi**, Chicago, IL (US); **Robert A. Lockwood**, Libertyville, IL (US); **Francis A. Czajka, Jr.**, Libertyville, IL (US)

(73) Assignee: **MEDLINE INDUSTRIES, INC.**, Mundelein, IL (US)

(*) Notice: This patent is subject to a terminal disclaimer.

(**) Term: **15 Years**

(21) Appl. No.: **29/543,984**

(22) Filed: **Oct. 29, 2015**

(51) **LOC (11) Cl.** **05-05**

(52) **U.S. Cl.**
USPC **D5/59**

(58) **Field of Classification Search**
USPC D5/1-4, 18, 30, 43, 47, 53, 55, 56, 60, D5/63, 64, 99, 7, 28, 37, 40, 52, 19;
(Continued)

(56) **References Cited**

U.S. PATENT DOCUMENTS

391,582 A * 10/1888 Chase B31F 1/07
162/117
D33,570 S * 11/1900 Fletcher D5/60
(Continued)

FOREIGN PATENT DOCUMENTS

WO WO 2008/083426 7/2008
WO WO 2009143551 12/2009

OTHER PUBLICATIONS

Medline DYNJP Sterile surgical utility drapes with tape; found in search of Mar. 3, 2017 at <https://www.amazon.com/Medline->

DYNJP2405-Sterile-Surgical-Utility/dp/B002NHG8W2/ref=sr_1_15?ie=UTF8&qid=1488569467&sr=8-15
&keywords=sterile+wrap&refinements=p_89%3AMedline.*

(Continued)

Primary Examiner — Karen S Acker
(74) *Attorney, Agent, or Firm* — McAndrews, Held & Malloy, Ltd.

(57) **CLAIM**

The ornamental design for a sterile wrap, as shown and described.

DESCRIPTION

The application file contains at least one drawing executed in color. Copies of this patent application with color drawing(s) will be provided by the Office upon request and payment of the necessary fee.

FIG. 1 is a bottom right front perspective view of a first embodiment of sterile wrap showing our new design;

FIG. 2 is a front elevation view thereof; the rear elevation view being a mirror image thereof;

FIG. 3 is a right-side elevation view thereof; the left-side elevation view being a mirror image thereof;

FIG. 4 is a top plan view thereof;

FIG. 5 is a bottom plan view thereof;

FIG. 6 is an enlarged detail view of area 6 circumscribed within FIG. 1;

FIG. 7 is a bottom right front perspective view of a second embodiment of sterile wrap showing our new design;

FIG. 8 is a front elevation view thereof; the rear elevation view being a mirror image thereof;

FIG. 9 is a right-side elevation view thereof; the left-side elevation view being a mirror image thereof;

FIG. 10 is a top plan view thereof;

FIG. 11 is a bottom plan view thereof;

FIG. 12 is an enlarged detail view of area 12 circumscribed within FIG. 7;

FIG. 13 is a bottom right front perspective view of a third embodiment of sterile wrap showing our new design;

(Continued)




FIG. 14 is a front elevation view thereof; the rear elevation view being a mirror image thereof;
 FIG. 15 is a right-side elevation view thereof; the left-side elevation view being a mirror image thereof;
 FIG. 16 is a top plan view thereof;
 FIG. 17 is a bottom plan view thereof;
 FIG. 18 is an enlarged detail view of area 18 circumscribed within FIG. 13;
 FIG. 19 is a bottom right front perspective view of a fourth embodiment of sterile wrap showing our new design;
 FIG. 20 is a front elevation view thereof; the rear elevation view being a mirror image thereof;
 FIG. 21 is a right-side elevation view thereof; the left-side elevation view being a mirror image thereof;
 FIG. 22 is a top plan view thereof;
 FIG. 23 is a bottom plan view thereof;
 FIG. 24 is an enlarged detail view of area 24 circumscribed within FIG. 19;
 FIG. 25 is a bottom right front perspective view of a fifth embodiment of sterile wrap showing our new design;
 FIG. 26 is a front elevation view thereof; the rear elevation view being a mirror image thereof;
 FIG. 27 is a right-side elevation view thereof; the left-side elevation view being a mirror image thereof;
 FIG. 28 is a top plan view thereof;
 FIG. 29 is a bottom plan view thereof; and,
 FIG. 30 is an enlarged detail view of area 30 circumscribed within FIG. 25.
 The dot-dash broken lines indicating the boundaries of the detail areas and enlarged detail views form no part of the claimed design.

**1 Claim, 15 Drawing Sheets
 (15 of 15 Drawing Sheet(s) Filed in Color)**

(58) **Field of Classification Search**

USPC D19/1, 5; D20/27, 28; D25/138, 150, D25/151, 156
 CPC B44F 3/00; B44F 7/00; B44F 9/12; B44F 11/04; B31F 1/07; D03D 3/00; D03D 9/00; D06N 7/00; D21H 5/02; D21H 27/02

See application file for complete search history.

(56) **References Cited**

U.S. PATENT DOCUMENTS

D99,638 S * 5/1936 Daniels D5/1
 4,644,586 A * 2/1987 Padgett A61L 2/26
 206/439
 4,671,983 A * 6/1987 Burt A47K 10/16
 162/109
 D375,844 S * 11/1996 Edwards D5/1

D380,091 S * 6/1997 Shea D5/3
 5,635,134 A * 6/1997 Bourne et al.
 D382,118 S * 8/1997 Ferrero D5/53
 D382,119 S * 8/1997 Ferrero D5/53
 5,688,476 A 11/1997 Bourne et al.
 D422,150 S * 4/2000 Enderby D5/53
 D428,267 S * 7/2000 Romano, III D5/2
 D428,710 S * 8/2000 Romano, III D5/2
 D436,738 S * 1/2001 Bredendick D5/53
 D440,772 S * 4/2001 Visel D5/53
 D441,541 S * 5/2001 Greenfield D5/53
 D451,289 S * 12/2001 Visel D5/53
 6,406,674 B1 * 6/2002 Bourne A61L 2/26
 206/439
 6,406,764 B2 * 6/2002 Bayer A61L 2/07
 206/438
 6,921,502 B1 * 7/2005 Nord A47L 23/24
 264/257
 D574,942 S * 8/2008 Schluter D23/370
 7,560,082 B2 * 7/2009 Stecklein A61B 50/3001
 422/26
 D634,554 S * 3/2011 Coffaro D5/57
 D647,309 S * 10/2011 Kuehn D5/58
 D668,056 S * 10/2012 Penfield D5/57
 D699,908 S * 2/2014 Fang D32/40
 8,783,003 B2 7/2014 Czajka, Jr. et al.
 8,852,502 B2 * 10/2014 Landgrebe A61L 2/26
 422/1
 2002/0124947 A1 9/2002 Kim
 2002/0197424 A1 * 12/2002 Bayer A61L 2/26
 428/34.2
 2003/0106657 A1 * 6/2003 Baggot B31F 1/07
 162/123
 2003/0196921 A1 10/2003 Giordano
 2004/0118530 A1 * 6/2004 Kressner A61K 8/0208
 162/109
 2004/0191486 A1 * 9/2004 Underhill B31F 1/07
 428/174
 2004/0261373 A1 12/2004 Bowen et al.
 2005/0079093 A1 4/2005 Cannady et al.
 2005/0103456 A1 * 5/2005 Hein B31F 1/07
 162/117
 2005/0163654 A1 7/2005 Stecklein et al.
 2005/0170726 A1 8/2005 Brunson et al.
 2006/0067855 A1 3/2006 Mathis et al.
 2006/0104856 A1 5/2006 Farrell et al.
 2006/0104857 A1 5/2006 Pigott et al.
 2007/0128094 A1 * 6/2007 Paris-Jolly A61L 2/26
 422/292
 2007/0224409 A1 9/2007 Dovorany et al.
 2008/0083426 A1 4/2008 Sachdev et al.
 2011/0033137 A1 2/2011 Gaynor et al.
 2013/0171427 A1 7/2013 Pamperin et al.

OTHER PUBLICATIONS

Kimberly-Clark Health Care Introduces KIMGUARD* Sterilization Wrap for Confident Inspection; Roswell, GA and New Orleans, Mar. 26, 2012/PRNewswire; <http://www.kchealthcare.com>, 2 pages.
 International Search Report and Written Opinion dated Jun. 21, 2013 from PCT/US2013/029373, 9 pages.

* cited by examiner




FIG. 1

FIG. 2

FIG. 3




FIG. 4




FIG. 5




FIG. 6




FIG. 7

FIG. 8

FIG. 9




FIG. 10




FIG. 11

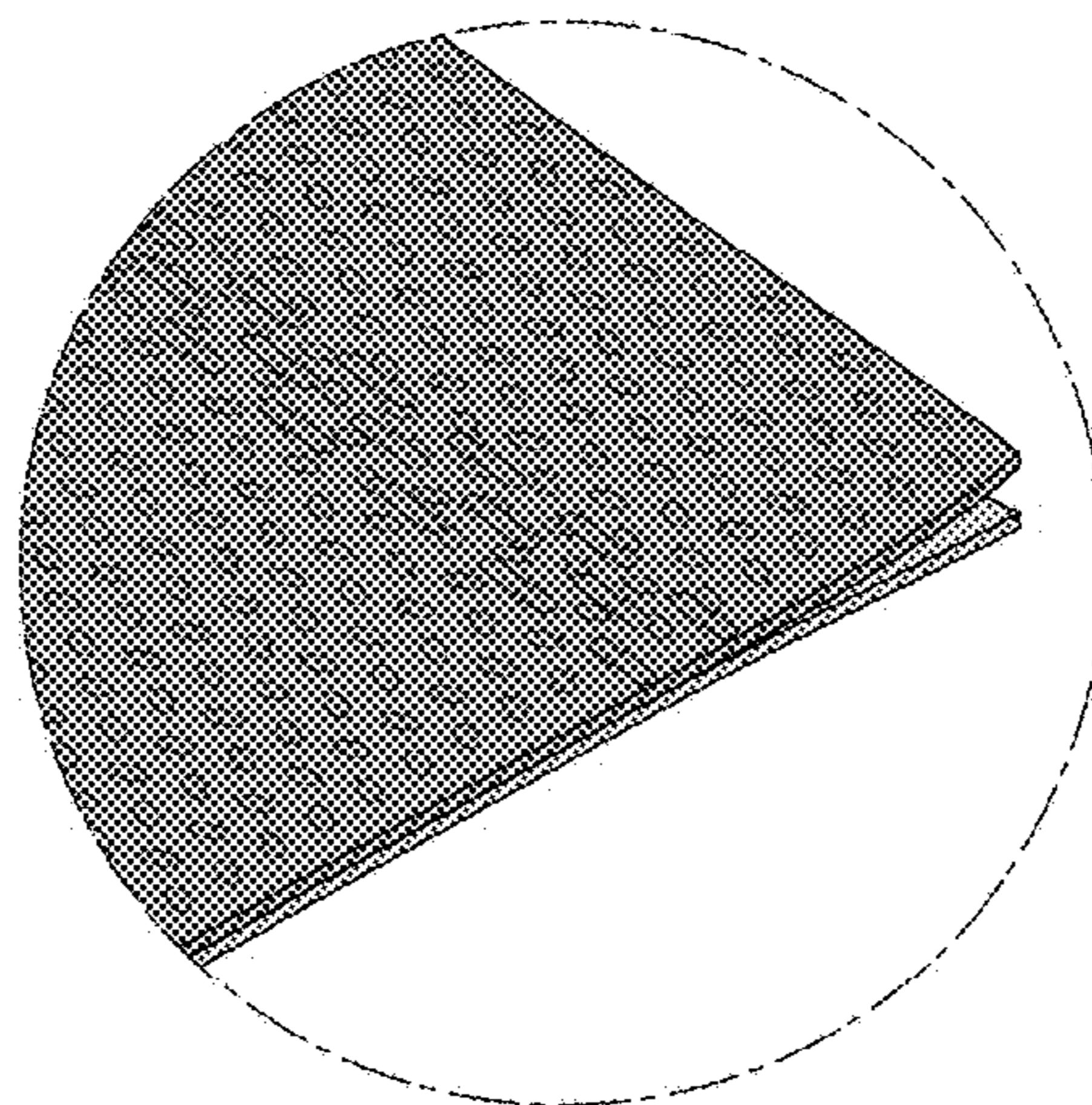


FIG. 12




FIG. 13

FIG. 14

FIG. 15




FIG. 16




FIG. 17

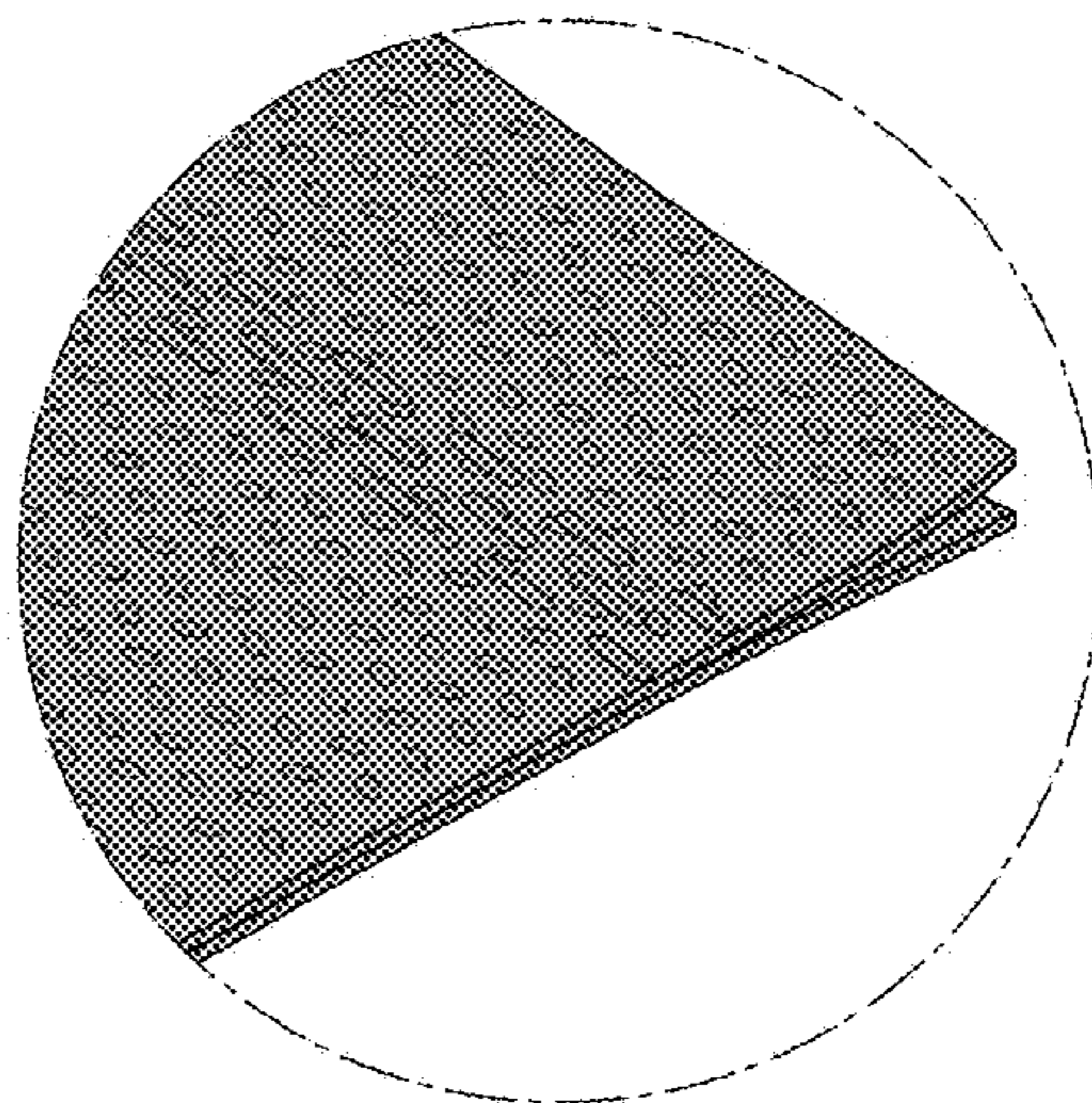


FIG. 18




FIG. 19

FIG. 20

FIG. 21




FIG. 22




FIG. 23




FIG. 24




FIG. 25

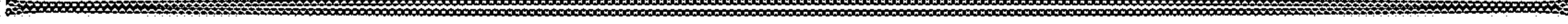


FIG. 26




FIG. 27




FIG. 28




FIG. 29




FIG. 30