



US00D807036S

(12) **United States Design Patent** (10) **Patent No.:** **US D807,036 S**
Hardy et al. (45) **Date of Patent:** **** Jan. 9, 2018**

(54) **MESH BASKET**
(71) Applicant: **Design Ideas Ltd.**, Springfield, IL (US)
(72) Inventors: **Christopher Hardy**, Springfield, IL (US); **R. Neal Post**, Springfield, IL (US)
(73) Assignee: **Design Ideas, Ltd.**, Springfield, IL (US)

1,384,755 A 7/1921 Hall
1,408,026 A 2/1922 Ochiltree
1,445,259 A 2/1923 Wiselogel
1,463,098 A 7/1923 Snyder
RE16,431 E 9/1926 Kratzer
1,660,410 A 2/1928 Beckman
1,890,983 A 12/1932 Griffith
2,408,082 A 9/1946 MacK
2,443,319 A 6/1948 MacK
D152,140 S 12/1948 Crawford et al.
D152,141 S 12/1948 Crawford et al.

(Continued)

(**) Term: **15 Years**

FOREIGN PATENT DOCUMENTS

(21) Appl. No.: **29/566,795**
(22) Filed: **Jun. 2, 2016**

FR 826876 4/1938
GB 228338 2/1925
GB 730785 6/1955

Related U.S. Application Data

(63) Continuation of application No. 29/327,206, filed on Oct. 31, 2008, now Pat. No. Des. 759,976.
(51) **LOC (11) Cl.** **03-01**
(52) **U.S. Cl.**
USPC **D3/306; D3/314**
(58) **Field of Classification Search**
USPC D3/304, 306, 315; D7/550.1, 554.2, D7/554.3; D19/75, 77-78, 81
CPC A47G 19/12; A47G 23/06; A47J 47/14
See application file for complete search history.

OTHER PUBLICATIONS

Design Ideas catalog 1995, cover page and p. 24.
(Continued)

Primary Examiner — Michael A Pratt
(74) *Attorney, Agent, or Firm* — Saidman DesignLaw Group, LLC

(57) **CLAIM**

The ornamental design for a mesh basket, as shown and described.

(56) **References Cited**


DESCRIPTION

U.S. PATENT DOCUMENTS

71,881 A 12/1867 Howe et al.
171,032 A 12/1875 Meyers
201,959 A 4/1878 Stockwell et al.
297,382 A 4/1884 Golding
463,964 A 11/1891 Gates
887,097 A 5/1908 Kimber
920,313 A 5/1909 Franklin
1,098,053 A 5/1914 Porter
1,282,094 A 10/1918 Lindner
1,382,592 A 6/1921 Ames

FIG. 1 is a front view of a mesh basket showing our new design;
FIG. 2 is a front view, the rear view being a mirror image thereof;
FIG. 3 is a left side view, the right side view being a mirror image thereof;
FIG. 4 is a top view thereof; and,
FIG. 5 is a bottom view thereof.

1 Claim, 5 Drawing Sheets



(56)

References Cited

U.S. PATENT DOCUMENTS

2,502,781 A 4/1950 Erickson
 2,768,022 A 10/1956 Pope
 D182,349 S 3/1958 Alvord
 D189,544 S 1/1961 Harris
 D189,550 S 1/1961 Alvord
 D194,513 S 2/1963 Sparling
 3,120,323 A 2/1964 Sparling
 3,186,586 A 6/1965 Box
 D204,314 S 4/1966 Bright
 3,935,958 A 2/1976 Frangos
 D251,480 S 4/1979 Cherry
 4,205,406 A 6/1980 Wangkeo et al.
 4,339,048 A 7/1982 McMillen et al.
 D267,395 S 12/1982 Groenewold et al.
 D276,401 S 11/1984 Daenen et al.
 D298,403 S 11/1988 Hagberg et al.
 D323,296 S 1/1992 Schoenthaler
 D326,552 S 5/1992 Goodell
 D328,993 S 9/1992 Rosenthal
 5,279,443 A 1/1994 Koda et al.
 D360,531 S 7/1995 Griffith
 D360,898 S 8/1995 Huerto et al.
 D372,583 S 8/1996 Brightbill
 D373,039 S 8/1996 Cohen et al.
 D383,283 S 9/1997 Hankins, III
 D387,981 S 12/1997 Mosior et al.
 5,810,179 A 9/1998 Kleiman
 D401,067 S 11/1998 Hampshire
 D405,268 S 2/1999 Apnes
 D407,558 S 4/1999 Huguet et al.
 D416,165 S 11/1999 Zemel
 D419,302 S 1/2000 Hardy et al.
 D426,956 S 6/2000 Lacy et al.
 D431,907 S 10/2000 Andujar et al.
 D433,709 S 11/2000 Hardy
 D433,711 S 11/2000 Andujar
 D434,074 S 11/2000 Hardy
 D437,984 S 2/2001 Weiss et al.
 D444,927 S 7/2001 Lin
 D449,074 S 10/2001 Andujar
 D450,481 S 11/2001 Post
 D451,675 S 12/2001 Hardy et al.
 D453,027 S 1/2002 Andujar
 D455,029 S 4/2002 Gusdorf
 D458,429 S 6/2002 Lenard
 6,461,501 B1 10/2002 Porter
 D471,713 S 3/2003 Speed
 D474,603 S 5/2003 Berenguer
 D475,854 S 6/2003 Caponey

D476,155 S 6/2003 Post et al.
 D479,272 S * 9/2003 Hardy D19/92
 6,718,635 B2 4/2004 Cheng et al.
 D498,375 S 11/2004 Post et al.
 D503,059 S * 3/2005 Post D3/306
 D504,017 S 4/2005 Zimmerman
 D513,874 S 1/2006 Hardy et al.
 6,988,654 B2 1/2006 Wnek
 D516,814 S 3/2006 Post et al.
 D520,750 S 5/2006 Post et al.
 D526,754 S 8/2006 Hardy et al.
 D528,300 S 9/2006 Hardy et al.
 D530,517 S * 10/2006 Hardy D3/306
 7,228,985 B2 6/2007 Yeh
 7,270,245 B2 9/2007 Cheng et al.
 7,428,976 B2 9/2008 Cheng et al.
 D582,161 S * 12/2008 Hardy D3/306
 D584,055 S * 1/2009 Hardy D3/306
 D624,753 S * 10/2010 Post D3/306
 D632,080 S 2/2011 Hardy et al.
 D634,122 S 3/2011 Goodman et al.
 D636,998 S 5/2011 Post et al.
 D639,561 S 6/2011 Hardy et al.
 D677,056 S 3/2013 Hu
 D759,976 S * 6/2016 Hardy D3/306
 D773,815 S * 12/2016 Post D3/306
 D792,099 S * 7/2017 Hsu D3/306

OTHER PUBLICATIONS

Miller's Office Products catalog 1995, p. 442, Wire Mesh Desk Accessories (item c).
 Miller's Office Products catalog 1997, p. 453, Mesh Desk Accessories.
 Miller's Office Products catalog 1998, p. 475, Wire Mesh Desk Accessories.
 Design Ideas catalog 1998, cover page and pp. 61, 66-67.
 Hong Kong Enterprise, Oct. 1999, p. 1126, Mesh Basket, #SM 500 in center of page.
 Hong Kong Enterprise, Oct. 1999, p. 98, Mesh Basket, #NH-11 bottom of page.
 Four digital photos of drawers of the elfa® closet system sold by The Container Store®, offered for sale before Sep. 28, 2000 (4 pages).
 The Container Store, The Ultimate Planning Guide, revised 1999, cover page and pp. 16 and 19, X Narrow 3-Runner Drawer.
 The Container Store, The Ultimate Planning Guide, revised Nov. 2001, cover page and pp. 20-21 and 34 and back page, X Narrow 3-Runner Drawer.

* cited by examiner



FIG. 1




FIG. 2




FIG. 3




FIG. 4




FIG. 5

UNITED STATES PATENT AND TRADEMARK OFFICE
CERTIFICATE OF CORRECTION

PATENT NO. : D807,036 S
APPLICATION NO. : 29/566795
DATED : January 9, 2018
INVENTOR(S) : Christopher Hardy and R. Neal Post

Page 1 of 1

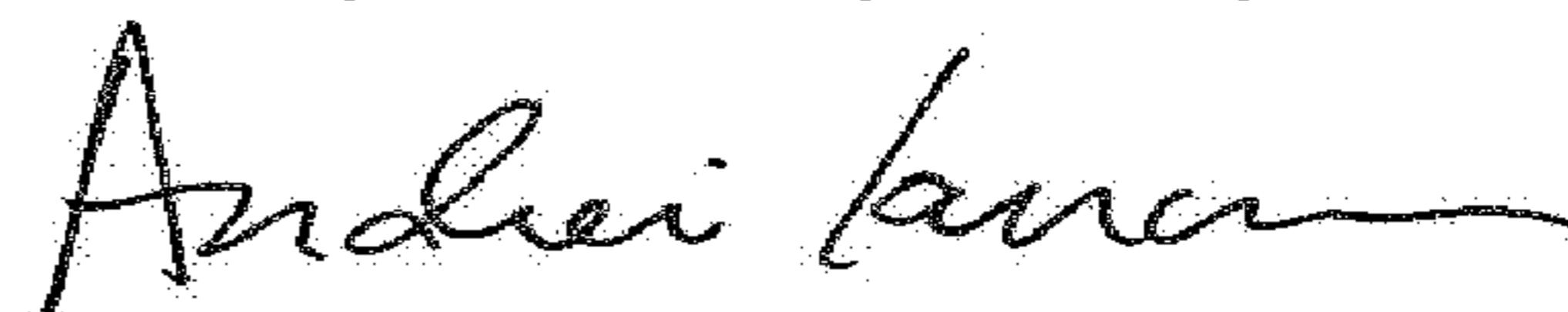
It is certified that error appears in the above-identified patent and that said Letters Patent is hereby corrected as shown below:

On the Title Page

Item (57) DESCRIPTION should be corrected to read:

FIG. 1 is a front perspective view of a mesh basket showing our new design;
FIG. 2 is a front view, the rear view being a mirror image thereof;
FIG. 3 is a left side view, the right side view being a mirror image thereof;
FIG. 4 is a top view thereof; and
FIG. 5 is a bottom view thereof.

Signed and Sealed this
Twenty-ninth Day of May, 2018



Andrei Iancu
Director of the United States Patent and Trademark Office