

US00D807025S

(12) **United States Design Patent** (10) **Patent No.:** **US D807,025 S**
Elmberg et al. (45) **Date of Patent:** **** Jan. 9, 2018**

(54) **BABY CARRIER** 8,752,739 B2 * 6/2014 Bergkvist A47D 13/025
224/158
(71) Applicant: **BABYBJÖRN AB**, Solna (SE) D712,134 S * 9/2014 Gunter D3/214
8,973,794 B2 * 3/2015 Bergkvist A47D 13/025
(72) Inventors: **Lisen Elmberg**, Stockholm (SE); D733,419 S * 7/2015 Wikner D3/214
Mårten Andrén, Spånga (SE); **Ulrika**
Vejbrink, Hägersten (SE); **Elisabeth**
Ramel-Währberg, Täby (SE) 9,357,852 B2 * 6/2016 Salazar A47D 13/025
D770,166 S * 11/2016 Figler D3/213
2002/0158094 A1 * 10/2002 Yen A47D 13/025
(73) Assignee: **BabyBjörn AB**, Solna (SE) 2007/0029356 A1 * 2/2007 Moriguchi A47D 13/025
224/159
(**) Term: **15 Years** 2008/0283559 A1 * 11/2008 Parness A47D 13/025
224/159
(21) Appl. No.: **35/500,683** 2009/0026235 A1 * 1/2009 Gray A47D 15/006
224/160

(Continued)

Primary Examiner — Barbara Fox
Assistant Examiner — Holly E Thurman
(74) *Attorney, Agent, or Firm* — Studebaker & Brackett
PC

(22) Filed: **Sep. 10, 2015**
(80) **Hague Agreement Data**
Int. Filing Date: **Sep. 10, 2015**
Int. Reg. No.: **DM/088119**
Int. Reg. Date: **Sep. 10, 2015**
Int. Reg. Pub. Date: **Mar. 11, 2016**

(57) **CLAIM**

The ornamental design for a baby carrier, as shown and described.

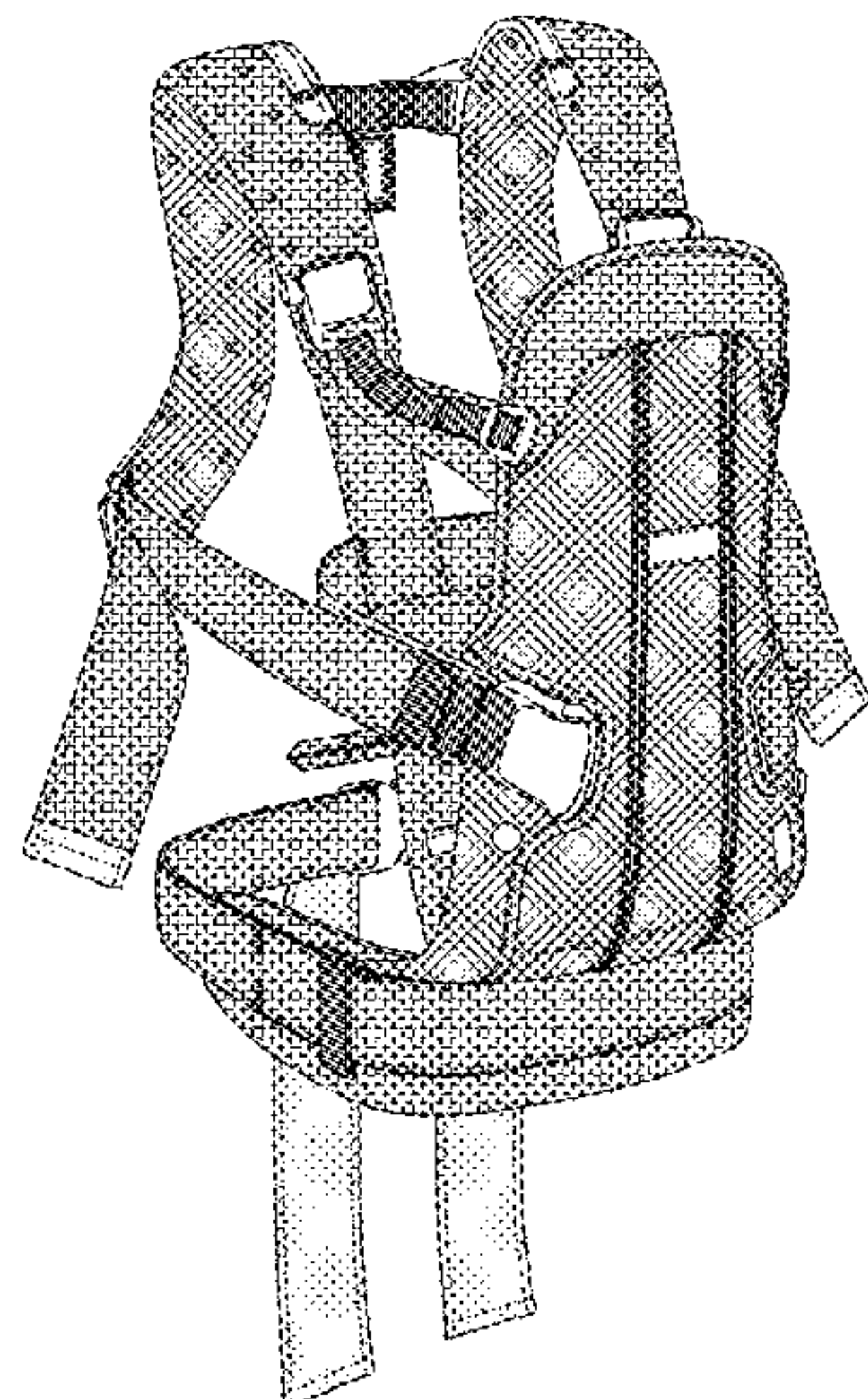
(30) **Foreign Application Priority Data**
Mar. 24, 2015 (EM) 002666271-0002
(51) **LOC (11) Cl.** **03-99**
(52) **U.S. Cl.**
USPC **D3/214**
(58) **Field of Classification Search**
USPC D3/213–216, 259, 303; D2/719, 828–831
CPC A47D 13/02; A47D 13/025
See application file for complete search history.

DESCRIPTION

(56) **References Cited**
U.S. PATENT DOCUMENTS
D647,693 S * 11/2011 Olegard D3/214
D649,345 S * 11/2011 Bergkvist D3/214
D655,495 S * 3/2012 Sauer D3/214
D664,351 S * 7/2012 Bergkvist D3/214
D692,227 S * 10/2013 Andren D3/213
8,627,988 B2 * 1/2014 Bergkvist A47D 13/025
224/160

1. Baby carrier
Figure 1.1 is a front perspective view of a baby carrier showing the new design;
Figure 1.2 is a front elevation view thereof;
Figure 1.3 is a rear elevation view thereof;
Figure 1.4 is a left side elevation view thereof;
Figure 1.5 is a right side elevation view thereof;
Figure 1.6 is a top plan view thereof; and
Figure 1.7 is a bottom plan view thereof.
The broken lines in the drawings depict decorative stitching and forms no part of the claimed design.
Figures 1.2-1.7 are an accurate representation of the appearance of the claimed design. The grid appearance on Figure 1.1 has not been adjusted for ease of illustration.

1 Claim, 7 Drawing Sheets



(56)

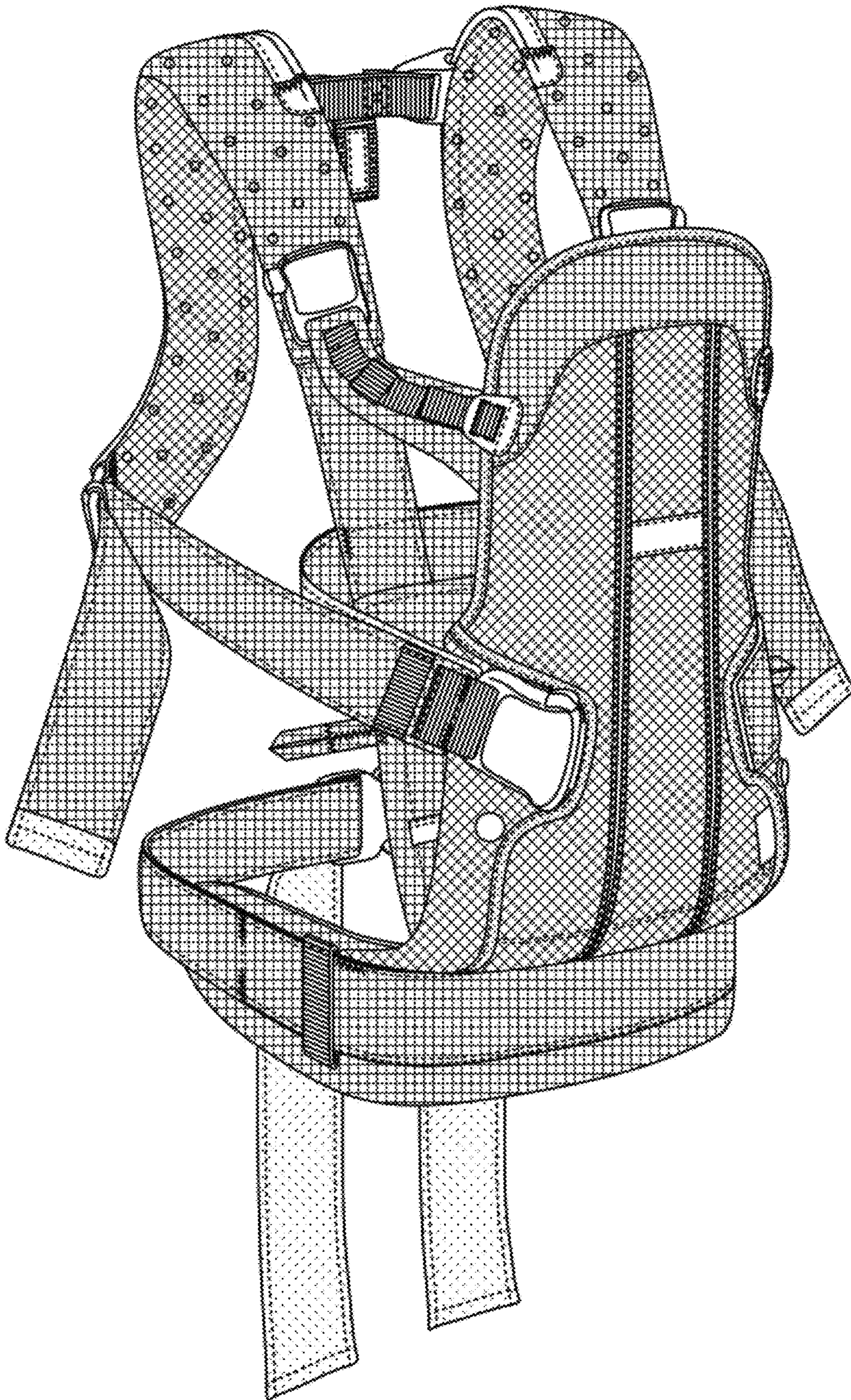
References Cited

U.S. PATENT DOCUMENTS

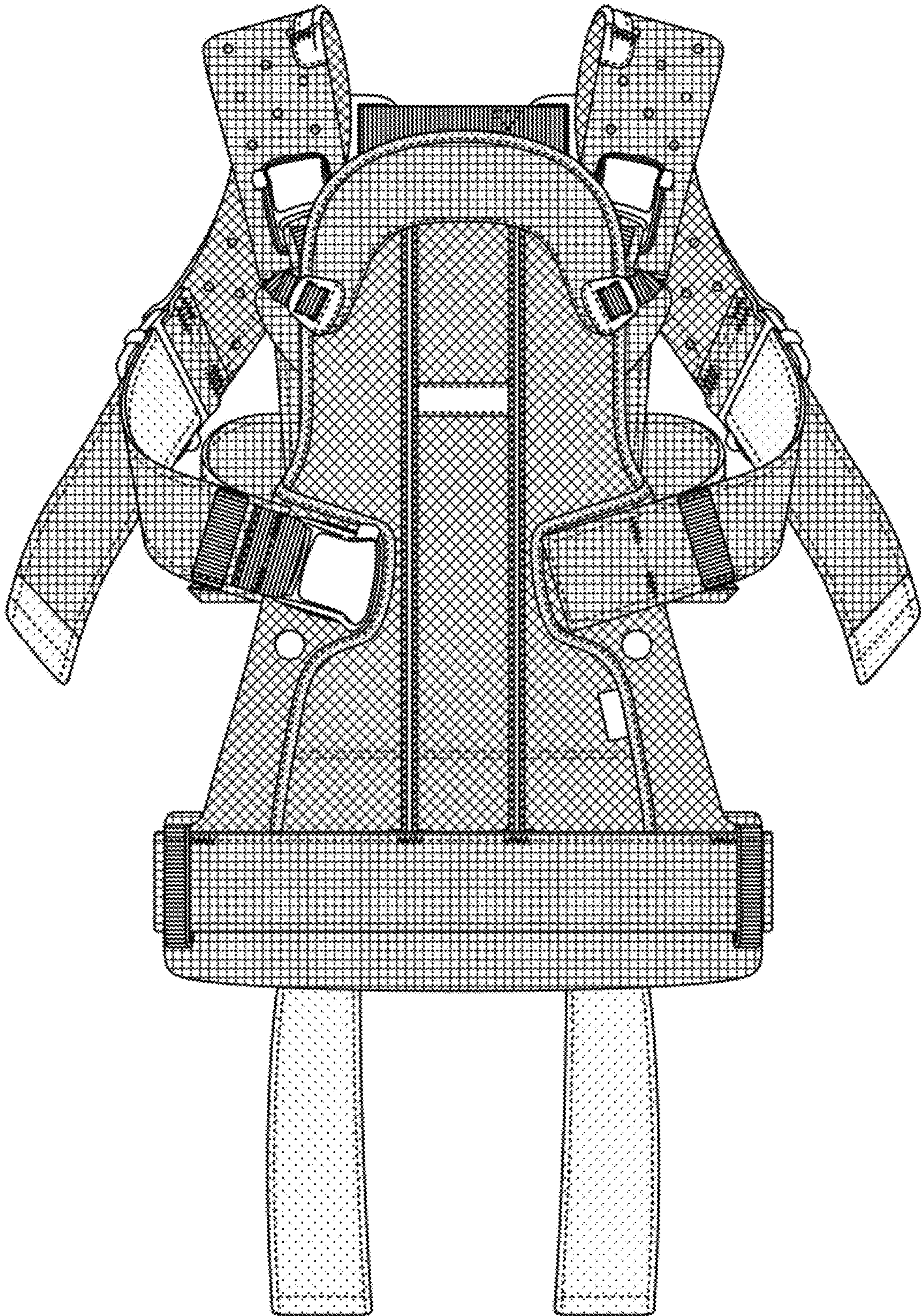
2014/0014692 A1* 1/2014 Andren A47D 13/025
224/161
2016/0227940 A1* 8/2016 Wikner A47D 13/025

* cited by examiner

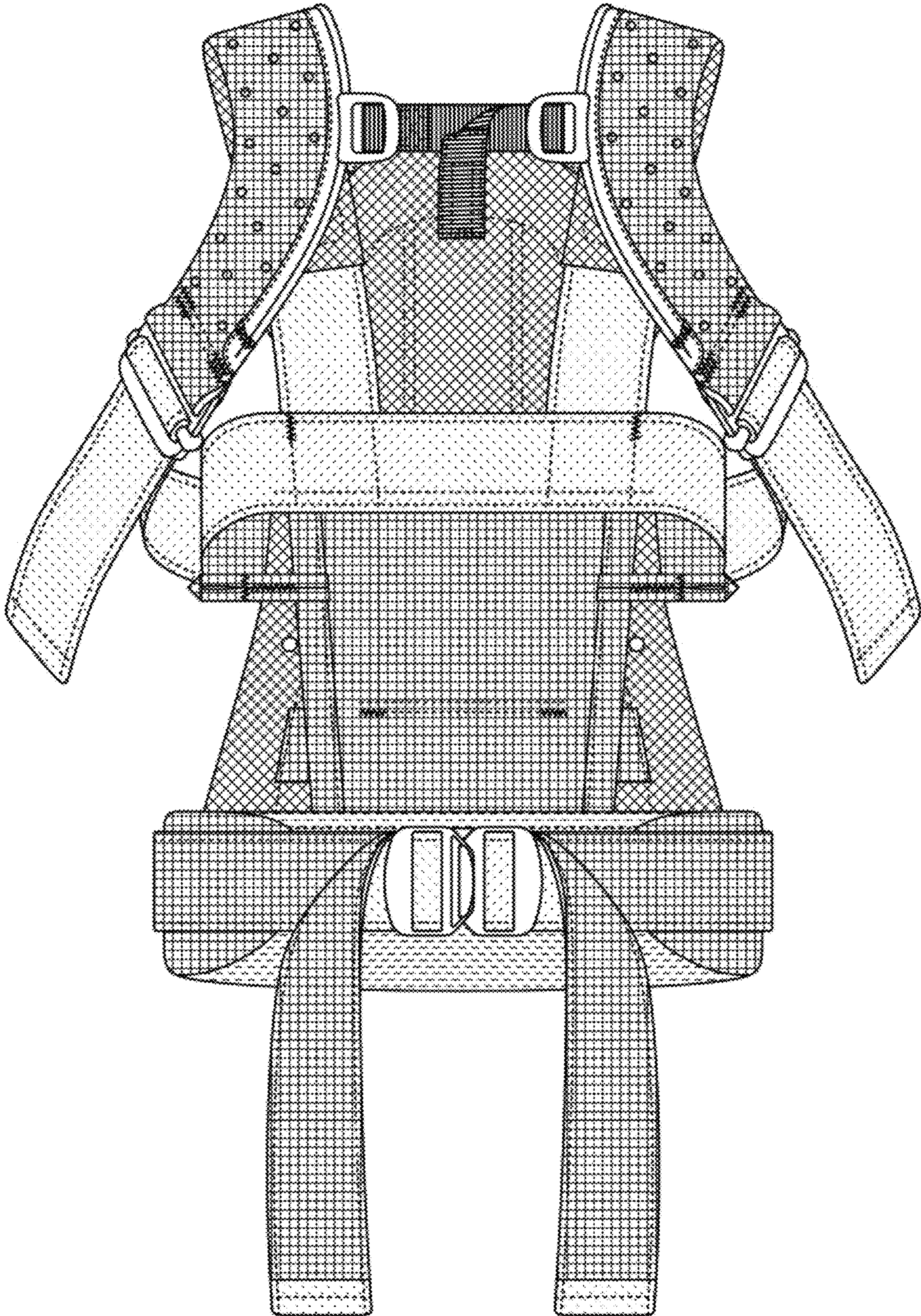
1.1



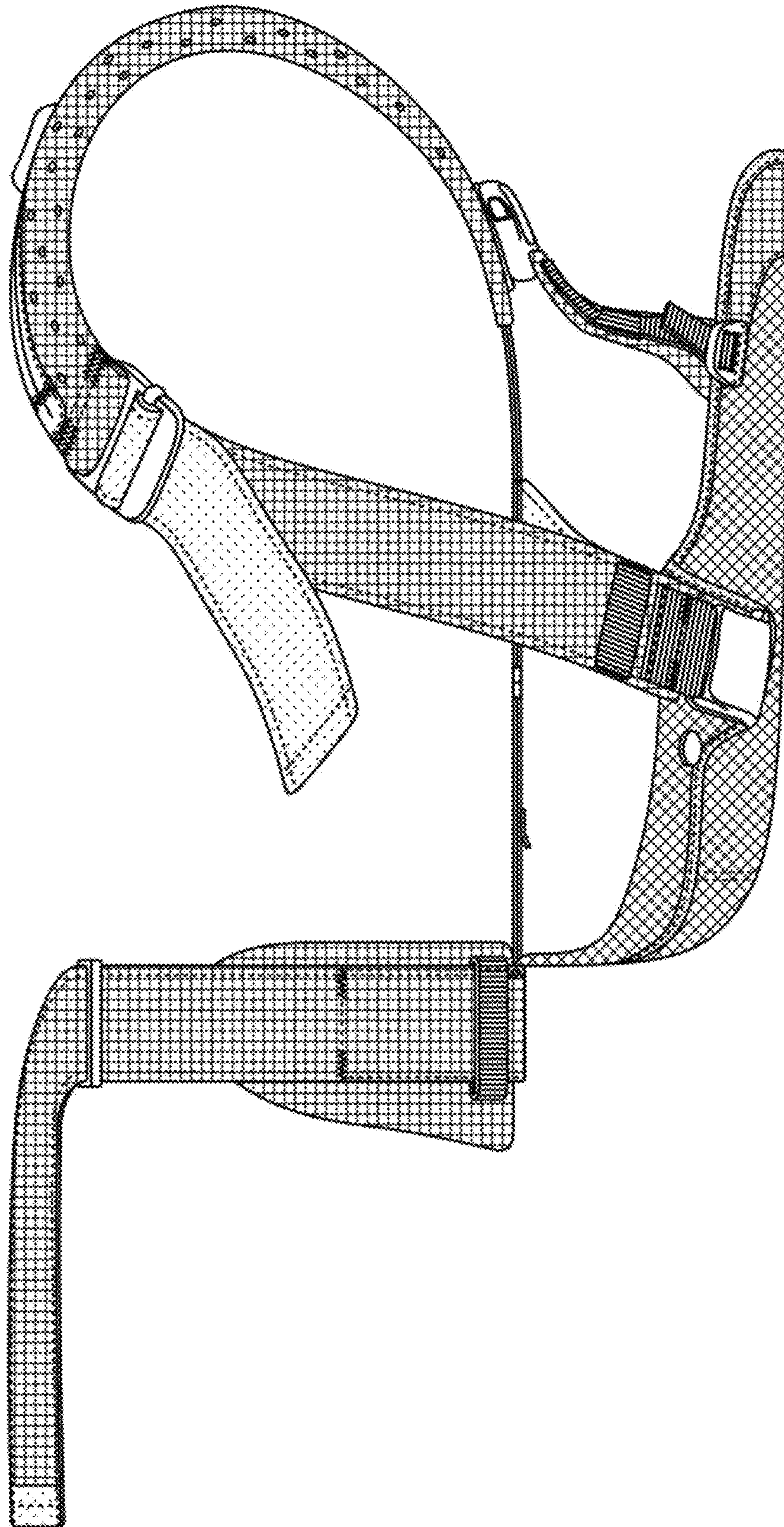
1.2



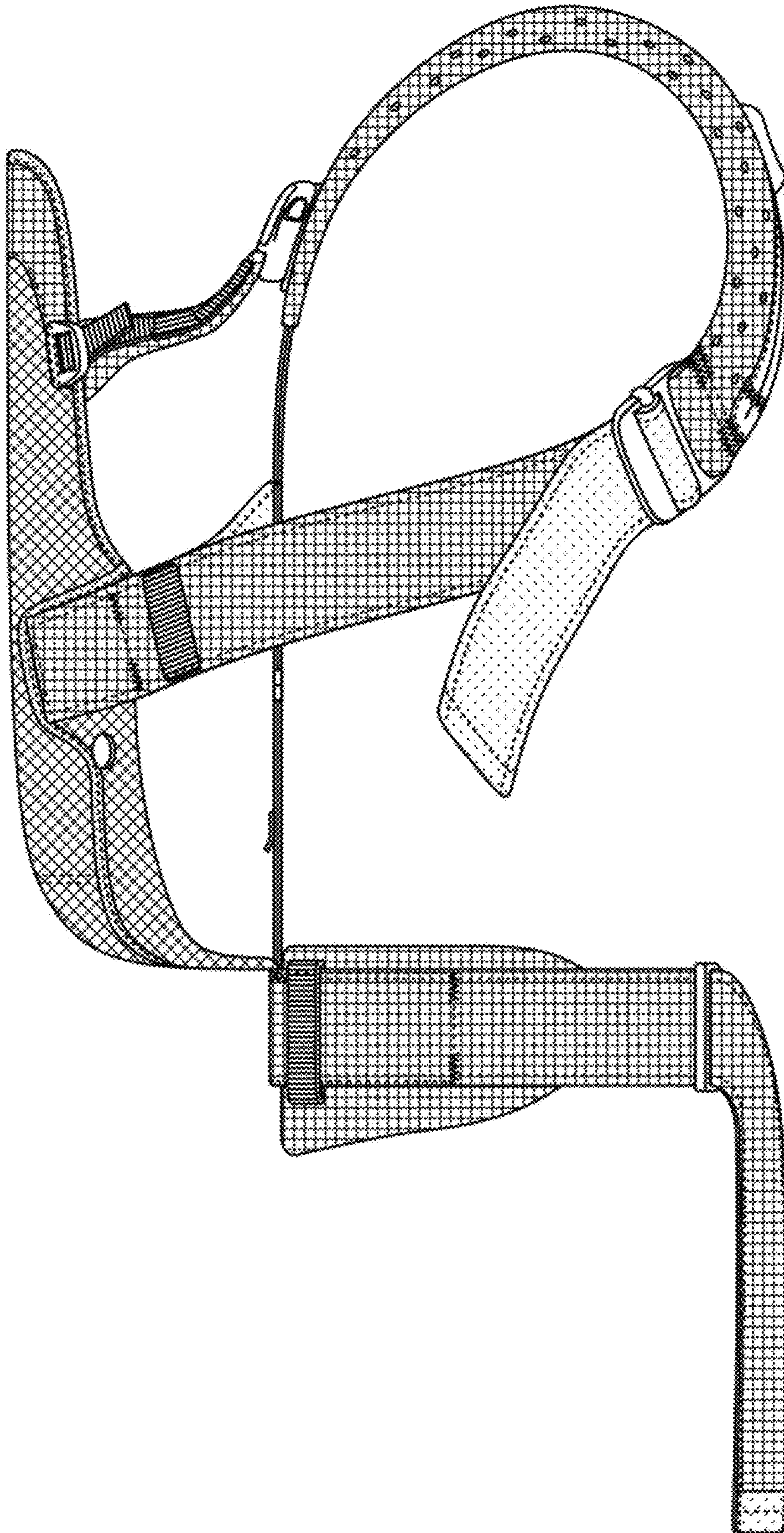
1.3



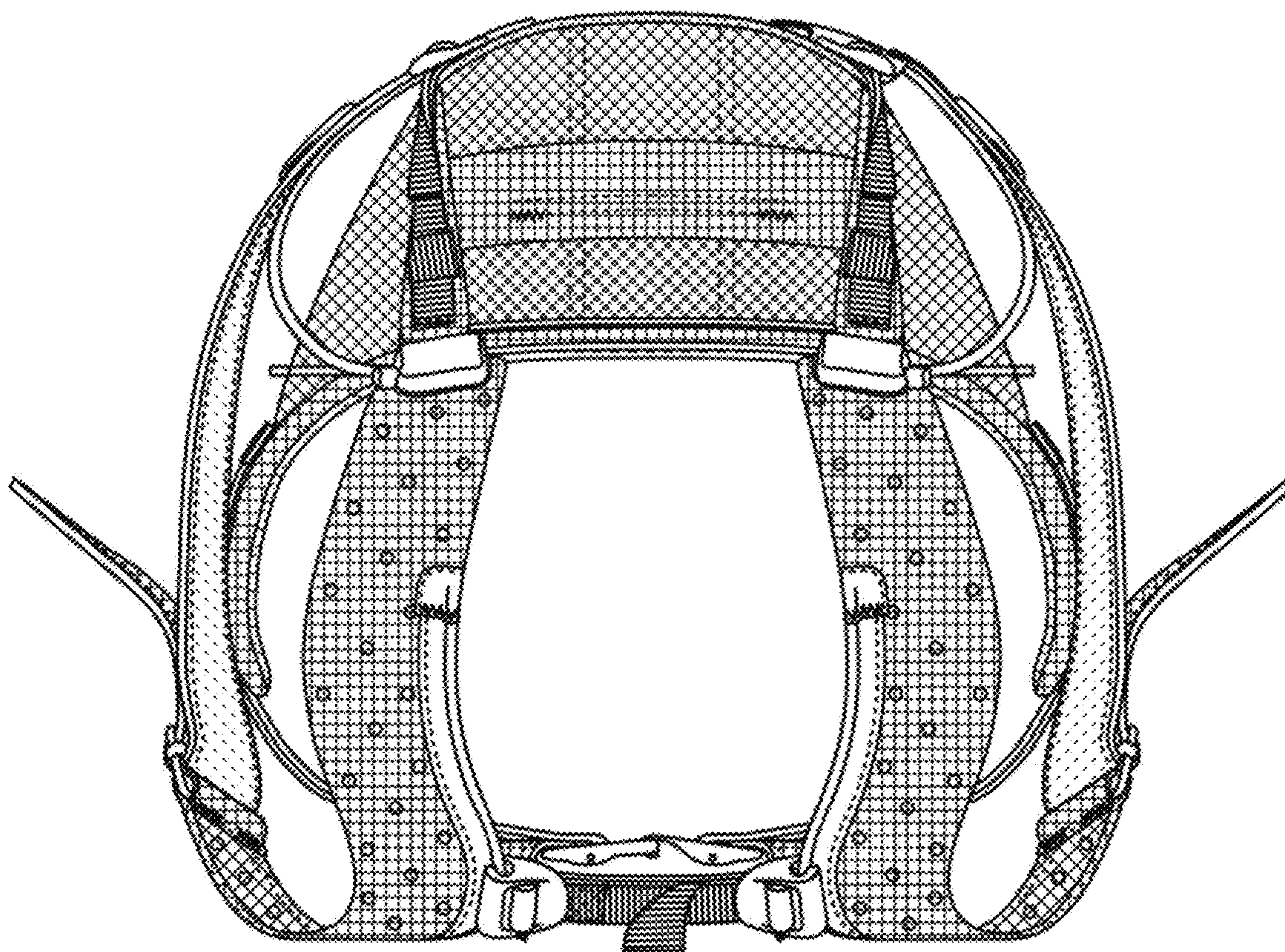
1.4



1.5



1.6



1.7

