



US00D807022S

(12) **United States Design Patent**
Conley

(10) **Patent No.:** **US D807,022 S**

(45) **Date of Patent:** **** *Jan. 9, 2018**

(54) **THICK-HANDLED WALKING STICK**

(71) Applicant: **Brenda Conley**, San Diego, CA (US)

(72) Inventor: **Brenda Conley**, San Diego, CA (US)

(*) Notice: This patent is subject to a terminal disclaimer.

(**) Term: **14 Years**

(21) Appl. No.: **29/508,964**

(22) Filed: **Nov. 12, 2014**

(51) **LOC (11) Cl.** **03-03**

(52) **U.S. Cl.**
USPC **D3/7**

(58) **Field of Classification Search**
USPC D3/5-17; D12/128-133; D21/532;
D8/75, 77
CPC A45B 9/00; A45B 2/00; A45B 9/02; A45B
9/04; B25D 1/00
See application file for complete search history.

(56) **References Cited**

U.S. PATENT DOCUMENTS

D48,633	S *	2/1916	Glowacki et al.	D3/13
D182,076	S *	2/1958	MacMinn et al.	D21/728
D182,133	S *	2/1958	MacMinn et al.	D21/728
D182,134	S *	2/1958	MacMinn et al.	D21/728
4,351,348	A *	9/1982	Axton	A45B 3/00 135/66
D302,932	S *	8/1989	Chapin	D8/75
D330,280	S *	10/1992	Glassman	D3/7
D376,088	S *	12/1996	Spirer	D8/77
5,588,735	A *	12/1996	Harada	A45B 3/04 135/910
D408,126	S *	4/1999	Hunnicut, Jr.	D3/7
D413,780	S *	9/1999	Beam	D8/75
D441,950	S *	5/2001	Suen	D3/7
6,772,778	B2 *	8/2004	Morosini	A45B 3/02 135/65
D555,350	S *	11/2007	Graves	D3/7

D600,004	S *	9/2009	Lai	D3/10
7,654,275	B2 *	2/2010	Ewell	A45B 3/00 135/66
7,918,237	B1 *	4/2011	Kuo	A61H 3/02 135/65
D648,932	S *	11/2011	Merrell	D3/12
D693,565	S *	11/2013	Chan	D3/7
D697,300	S *	1/2014	Alsaffar	D3/7
D698,140	S *	1/2014	Parker	D3/13
2006/0254633	A1 *	11/2006	Willis	A45B 9/00 135/74

(Continued)

Primary Examiner — John Windmuller

Assistant Examiner — Steven Czyz

(74) *Attorney, Agent, or Firm* — Steins & Associates, P.C.

(57) **CLAIM**


The ornamental design for a thick-handled walking stick, as shown and described.

DESCRIPTION

FIG. 1 is a perspective view of the thick-handled walking stick;
 FIG. 2 is an alternate perspective view thereof;
 FIG. 3 is a side view thereof;
 FIG. 4 is an alternate side view thereof;
 FIG. 5 is a back view thereof;
 FIG. 6 is a top view thereof;
 FIG. 7 is a bottom view thereof;
 FIG. 8 is a partial side view of the head thereof;
 FIG. 9 is an alternate partial side view of the head thereof;
 FIG. 10 is a partial back view of the head thereof;
 FIG. 11 is a partial front view of the head thereof;
 FIG. 12 is a partial perspective view of the head thereof; and,
 FIG. 13 is an alternate partial perspective view of the head thereof.

DURA is a registered trademark of DURA Plastics, Inc.

1 Claim, 9 Drawing Sheets



(56)

References Cited

U.S. PATENT DOCUMENTS

2008/0168629 A1* 7/2008 Touchette B25D 1/14
16/430
2008/0169011 A1* 7/2008 Ewell A45B 3/00
135/66
2010/0319740 A1* 12/2010 Willey A45B 1/04
135/66

* cited by examiner



FIG. 1



FIG. 2




FIG. 3

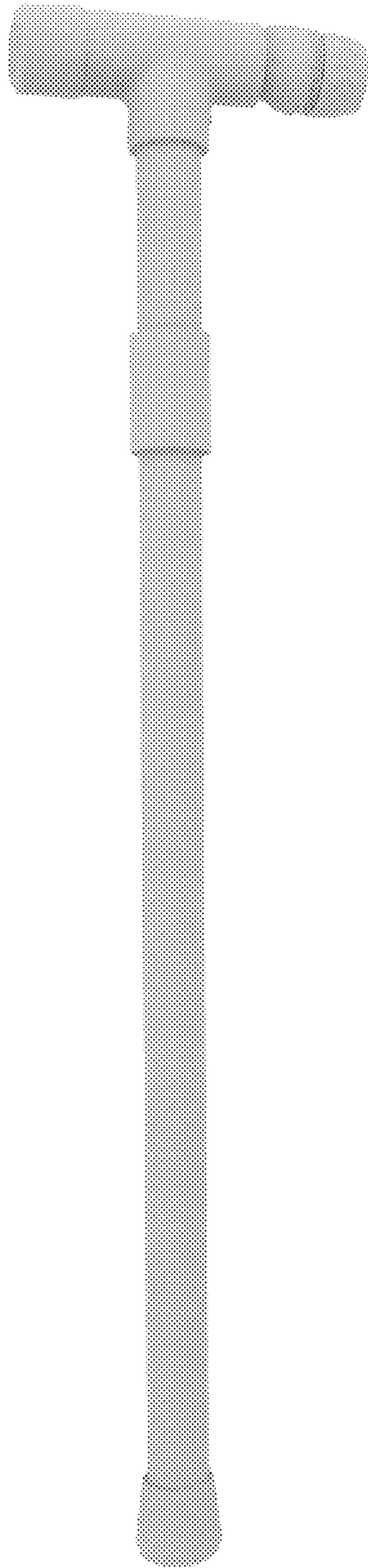


FIG. 4




FIG. 5




FIG. 6




FIG. 7




FIG. 8




FIG. 9




FIG. 10




FIG. 11




FIG. 12




FIG. 13