



US00D807007S

(12) **United States Design Patent**
Ringholz

(10) **Patent No.:** **US D807,007 S**
(45) **Date of Patent:** **** Jan. 9, 2018**

(54) **UPPER FOR SHOE WITH REMOVABLE STRAPS**

(71) Applicant: **Plae, Inc.**, San Francisco, CA (US)
(72) Inventor: **Ryan Ringholz**, Mill Valley, CA (US)
(73) Assignee: **PLAE, INC.**, San Francisco, CA (US)
(**) Term: **15 Years**

(21) Appl. No.: **29/553,517**
(22) Filed: **Feb. 2, 2016**

(51) **LOC (11) Cl.** **02-04**
(52) **U.S. Cl.**

USPC **D2/969**

(58) **Field of Classification Search**

USPC D2/902, 906-907, 909-912, 916-918,
D2/925-942, 943-946, 957-960, 964,
D2/969, 970-974
CPC ... A43B 3/0047; A43B 3/0052; A43B 3/0057;
A43B 3/0063; A43B 3/0068; A43B
3/0073; A43B 1/04; A43B 1/06; A43B
1/0036; A43B 1/0045; A43B 5/00; A43B
5/02; A43B 5/06; A43B 5/10; A43B 5/12;
A43B 5/14; A43B 23/02; A43B 23/06;
A43B 23/07; A43B 23/45; A43B 13/10;
A43B 13/12; A43B 13/125; A43B
13/186; A43B 21/00; A43B 21/02; A43B
21/06; A43B 9/14; A43C 3/00; A43C
7/06

See application file for complete search history.

(56) **References Cited**

U.S. PATENT DOCUMENTS

D441,180 S * 5/2001 Matis D2/902
D543,017 S * 5/2007 Hulbert D2/969
D553,839 S * 10/2007 Tapolcai D2/969
D561,431 S * 2/2008 Walton D2/902

7,380,354 B2 * 6/2008 Yamashita A43B 5/00
36/50.1
D576,384 S * 9/2008 Weber D2/902
D577,897 S * 10/2008 Belley D2/969
D586,098 S * 2/2009 Schoenborn D2/969
D586,546 S * 2/2009 Schoenborn D2/969
D593,303 S * 6/2009 St-Louis D2/969
D597,284 S * 8/2009 Loverin D2/900
D597,292 S * 8/2009 Schoenborn D2/969
D626,737 S * 11/2010 Dean D2/923
D654,678 S * 2/2012 Dean D2/923
D654,679 S * 2/2012 Dean D2/969
D671,728 S * 12/2012 Kelley D2/969
D702,930 S * 4/2014 Rademacher D2/969
D732,282 S * 6/2015 Ringholz D2/951

(Continued)

Primary Examiner — Jeffrey D Asch

Assistant Examiner — Rebekah A Caruso

(74) *Attorney, Agent, or Firm* — Wilmer Cutler Pickering
Hale and Dorr LLP

(57) **CLAIM**

I claim the ornamental design for an upper for a shoe with
removable straps, as shown and described.

DESCRIPTION

FIG. 1 is a perspective view of an upper for a shoe with
removable straps of the present invention.

FIG. 2 is left side view of the shoe shown in FIG. 1.

FIG. 3 is a right side view of the shoe shown in FIG. 1.

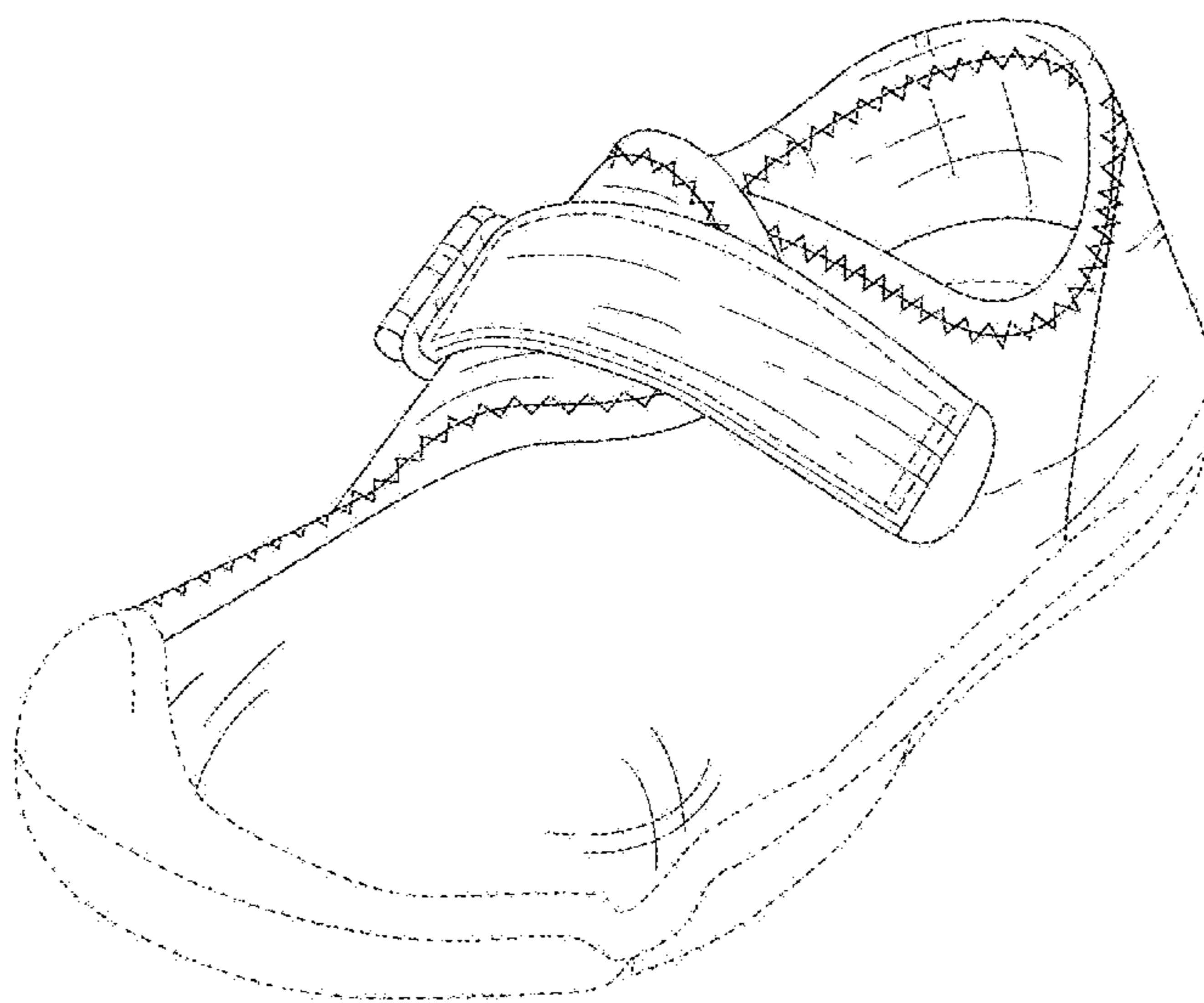
FIG. 4 is a top view of the shoe shown in FIG. 1.

FIG. 5 is a front view of the shoe shown in FIG. 1; and,

FIG. 6 is a rear view of the shoe shown in FIG. 1.

The broken lines located in the shaded area of the strap of
the upper for shoe above the midsole represent stitching that
forms part of the claimed design. The broken lines imme-
diately adjacent to the shaded area define the bounds of the
claimed design, and form no part thereof. The broken lines
showing the remainder of the shoe are for environmental
purposes only, and form no part of the claimed design.

1 Claim, 5 Drawing Sheets



(56)

References Cited

U.S. PATENT DOCUMENTS

D734,013 S *	7/2015	Ringholz	D2/969
D734,014 S *	7/2015	Ringholz	D2/969
D734,015 S *	7/2015	Ringholz	D2/969
D774,742 S *	12/2016	White	D2/969

* cited by examiner

FIG. 1

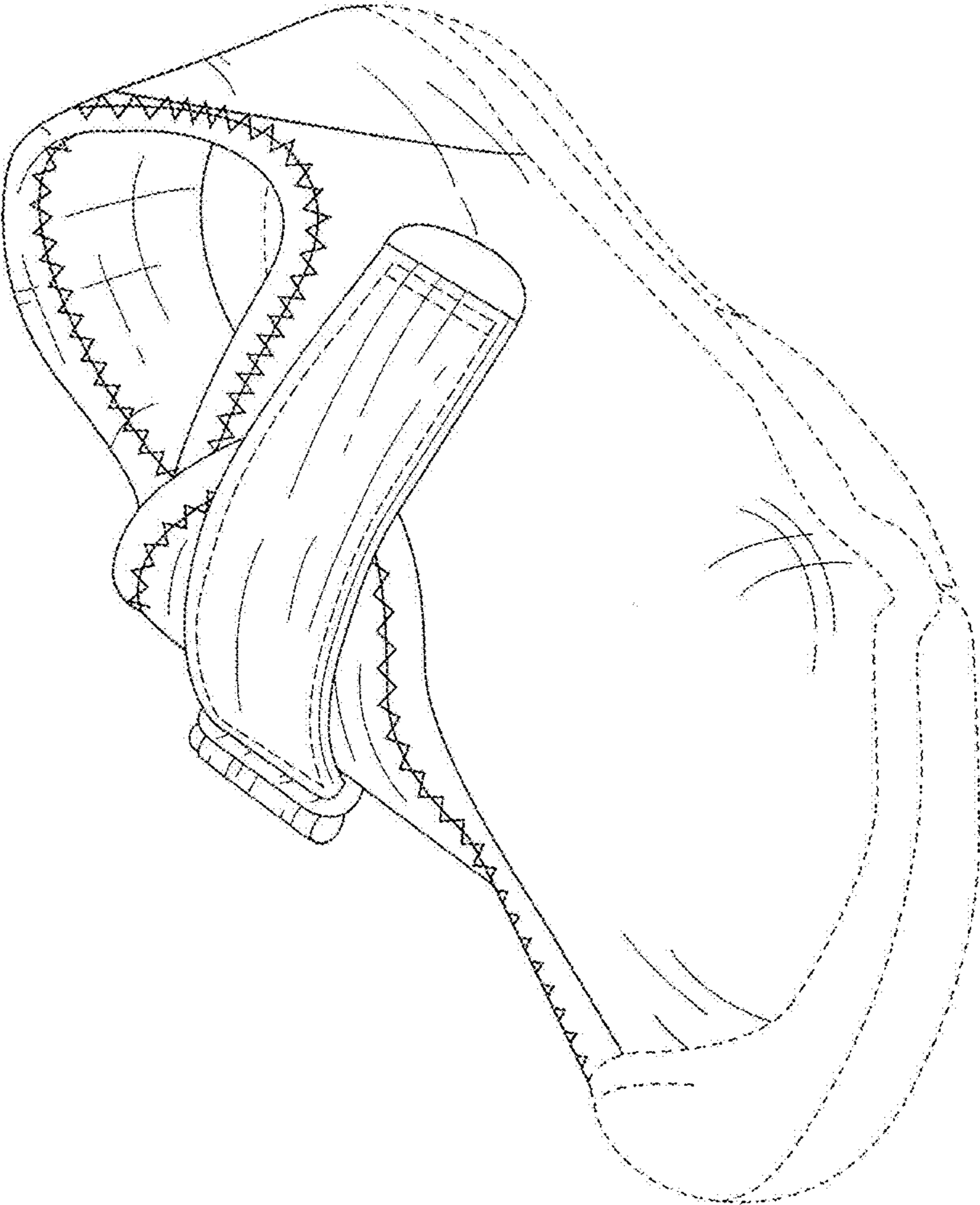


FIG. 2

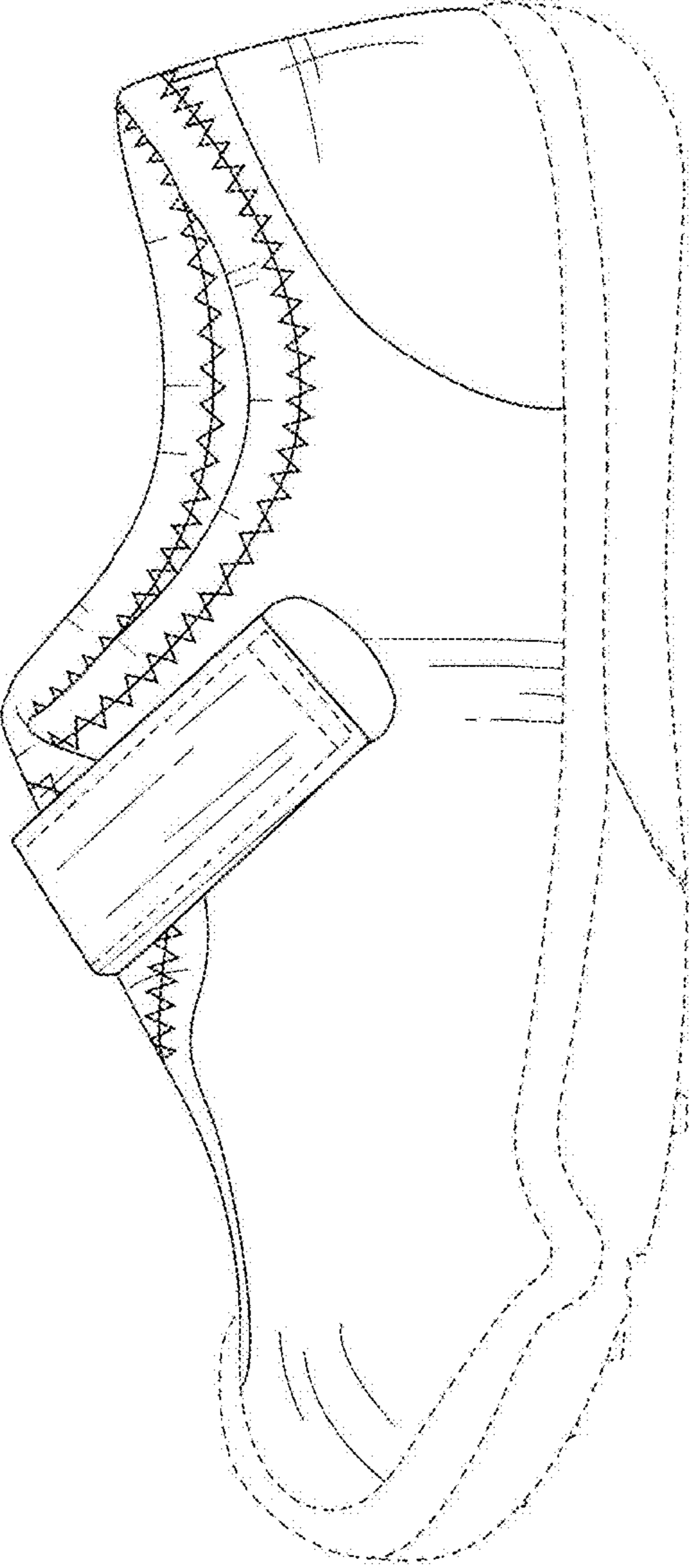
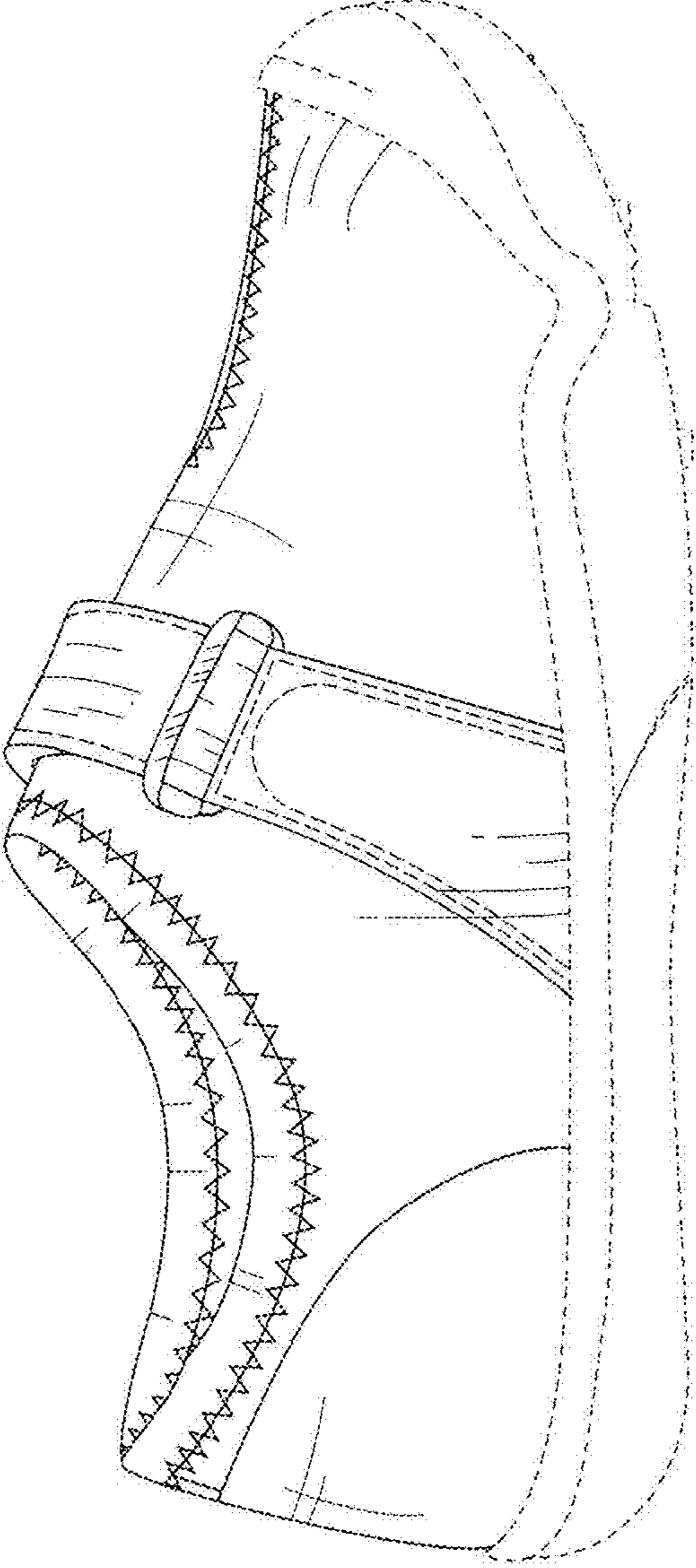


FIG. 3



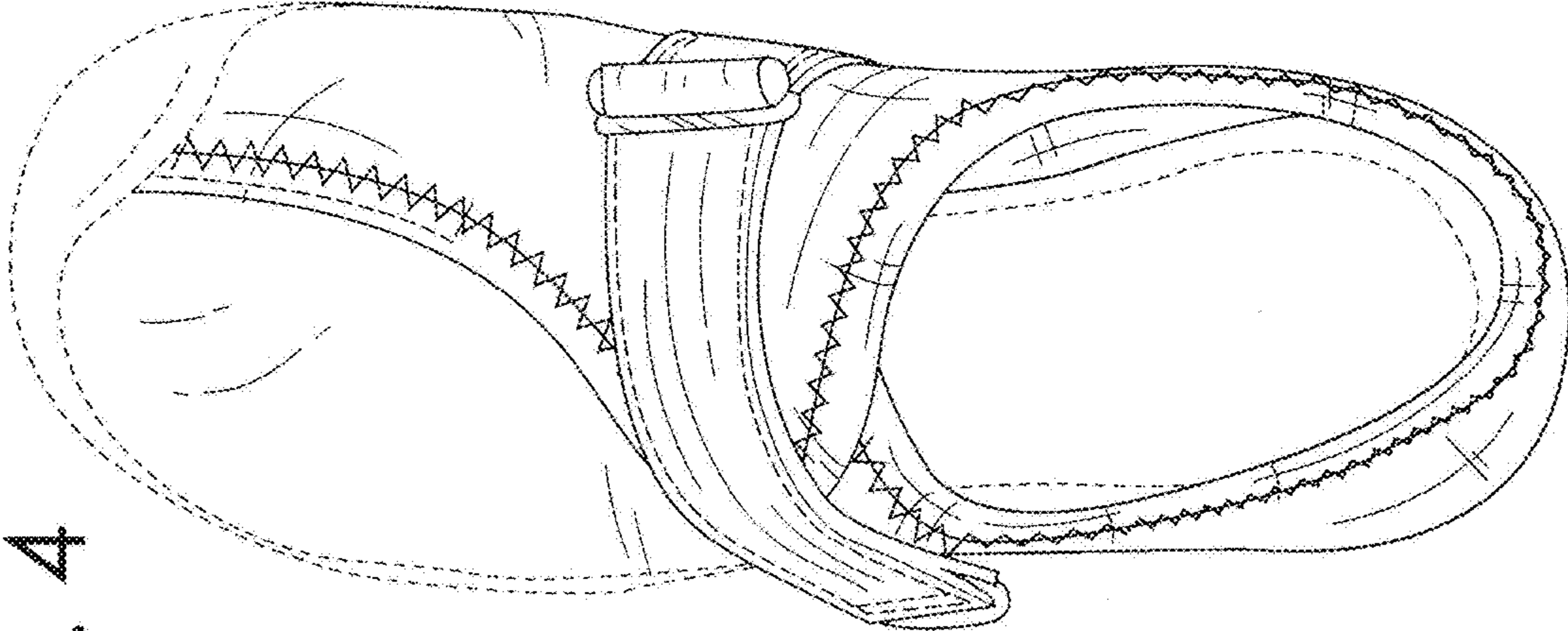


FIG. 4

FIG. 5

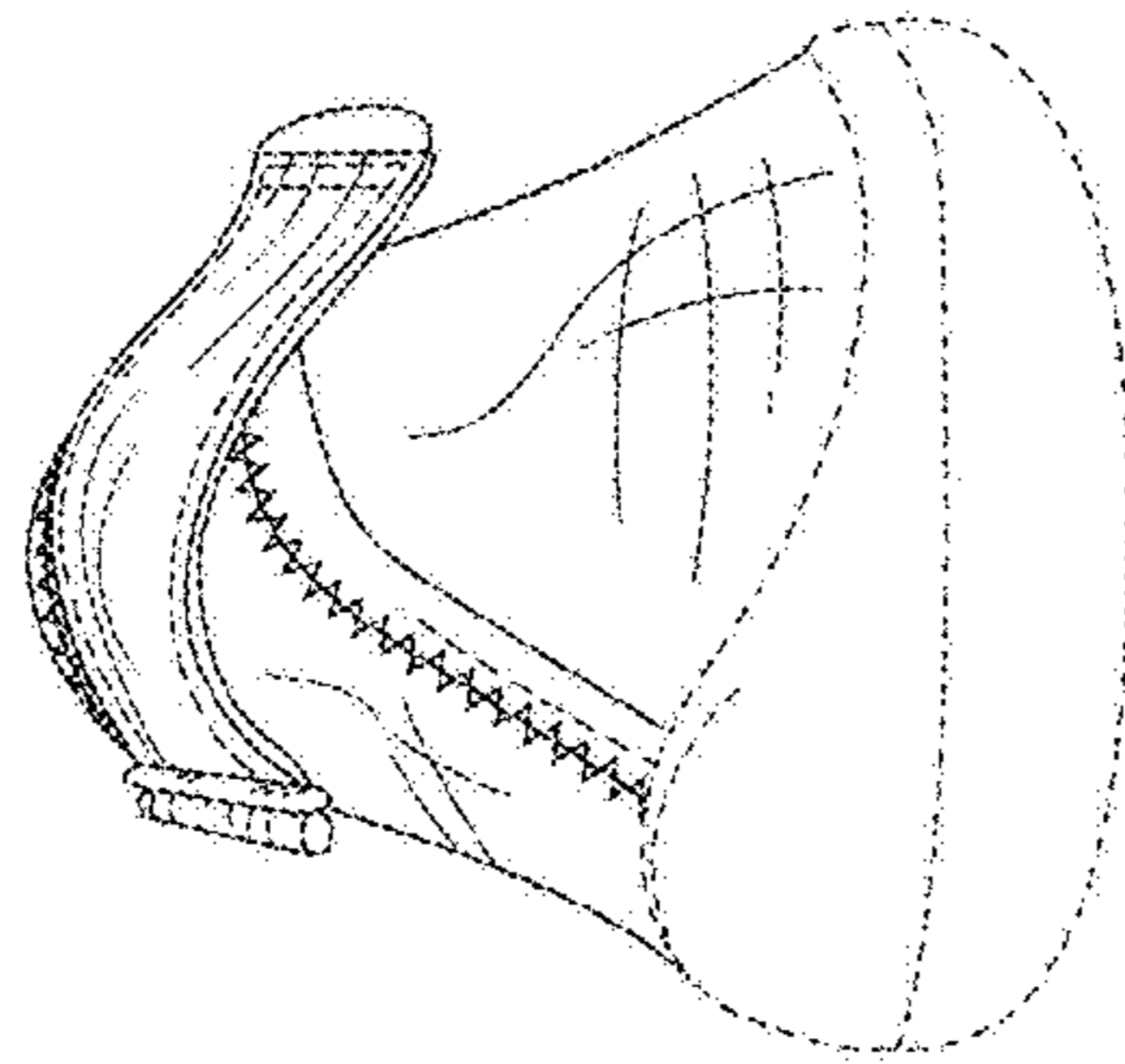


FIG. 6

