



US00D807006S

(12) **United States Design Patent**
Ringholz

(10) **Patent No.:** **US D807,006 S**
(45) **Date of Patent:** **** Jan. 9, 2018**

(54) **UPPER FOR SHOE WITH REMOVABLE STRAPS**

(71) Applicant: **Plae, Inc.**, San Francisco, CA (US)
(72) Inventor: **Ryan Ringholz**, Mill Valley, CA (US)
(73) Assignee: **PLAE, INC.**, San Francisco, CA (US)
(**) Term: **15 Years**

(21) Appl. No.: **29/553,515**

(22) Filed: **Feb. 2, 2016**

(51) **LOC (11) Cl.** **02-04**

(52) **U.S. Cl.**
USPC **D2/969**

(58) **Field of Classification Search**
USPC D2/902, 906-907, 909-912, 916-918,
D2/925-942, 943-946, 957-960, 964,
D2/969, 970-974

CPC ... A43B 3/0047; A43B 3/0052; A43B 3/0057;
A43B 3/0063; A43B 3/0068; A43B
3/0073; A43B 1/04; A43B 1/06; A43B
1/0036; A43B 1/0045; A43B 5/00; A43B
5/02; A43B 5/06; A43B 5/10; A43B 5/12;
A43B 5/14; A43B 23/02; A43B 23/06;
A43B 23/07; A43B 23/45; A43B 13/10;
A43B 13/12; A43B 13/125; A43B
13/186; A43B 21/00; A43B 21/02; A43B
21/06; A43B 9/14; A43C 3/00; A43C
7/06

See application file for complete search history.

(56) **References Cited**

U.S. PATENT DOCUMENTS

D281,926 S * 12/1985 Hill D2/902
D293,847 S * 1/1988 Le D2/970
D297,181 S * 8/1988 Selbiger D2/970
D309,824 S * 8/1990 Aveni D2/970
D315,055 S * 3/1991 Rogers D2/970

D441,180 S * 5/2001 Matis D2/902
D557,006 S * 12/2007 Maderspach D2/972
7,380,354 B2 * 6/2008 Yamashita A43B 5/00
36/50.1
D578,746 S * 10/2008 Usui D2/969
D588,787 S * 3/2009 Dolce D2/896
D591,031 S * 4/2009 Cofinco D2/902
D594,212 S * 6/2009 Schoenborn D2/969
D628,776 S * 12/2010 Cofinco D2/908
D635,748 S * 4/2011 Katz D2/902
D656,715 S * 4/2012 Katz D2/902
D699,932 S * 2/2014 Lubart D2/911
D732,282 S * 6/2015 Ringholz D2/951
D734,013 S * 7/2015 Ringholz D2/969
D734,014 S * 7/2015 Ringholz D2/969

(Continued)

Primary Examiner — Jeffrey D Asch

Assistant Examiner — Rebekah A Caruso

(74) *Attorney, Agent, or Firm* — Wilmer Cutler Pickering
Hale and Dorr LLP

(57) **CLAIM**

I claim the ornamental design for an upper for a shoe with removable straps, as shown and described.

DESCRIPTION

FIG. 1 is a perspective view of an upper for a shoe with removable straps of the present invention.

FIG. 2 is left side view of the shoe shown in FIG. 1.

FIG. 3 is a right side view of the shoe shown in FIG. 1.

FIG. 4 is a top view of the shoe shown in FIG. 1.

FIG. 5 is a front view of the shoe shown in FIG. 1; and,

FIG. 6 is a rear view of the shoe shown in FIG. 1.

The broken lines located in the shaded area of the upper for shoe above the midsole represent stitching that forms part of the claimed design. The broken lines immediately adjacent to the shaded area define the bounds of the claimed design, and form no part thereof. The broken lines showing the remainder of the shoe are for environmental purposes only, and form no part of the claimed design.

1 Claim, 5 Drawing Sheets



(56)

References Cited

U.S. PATENT DOCUMENTS

D769,599 S * 10/2016 White D2/911
D774,742 S * 12/2016 White D2/969
9,532,625 B2 * 1/2017 Katz A43B 7/20

* cited by examiner

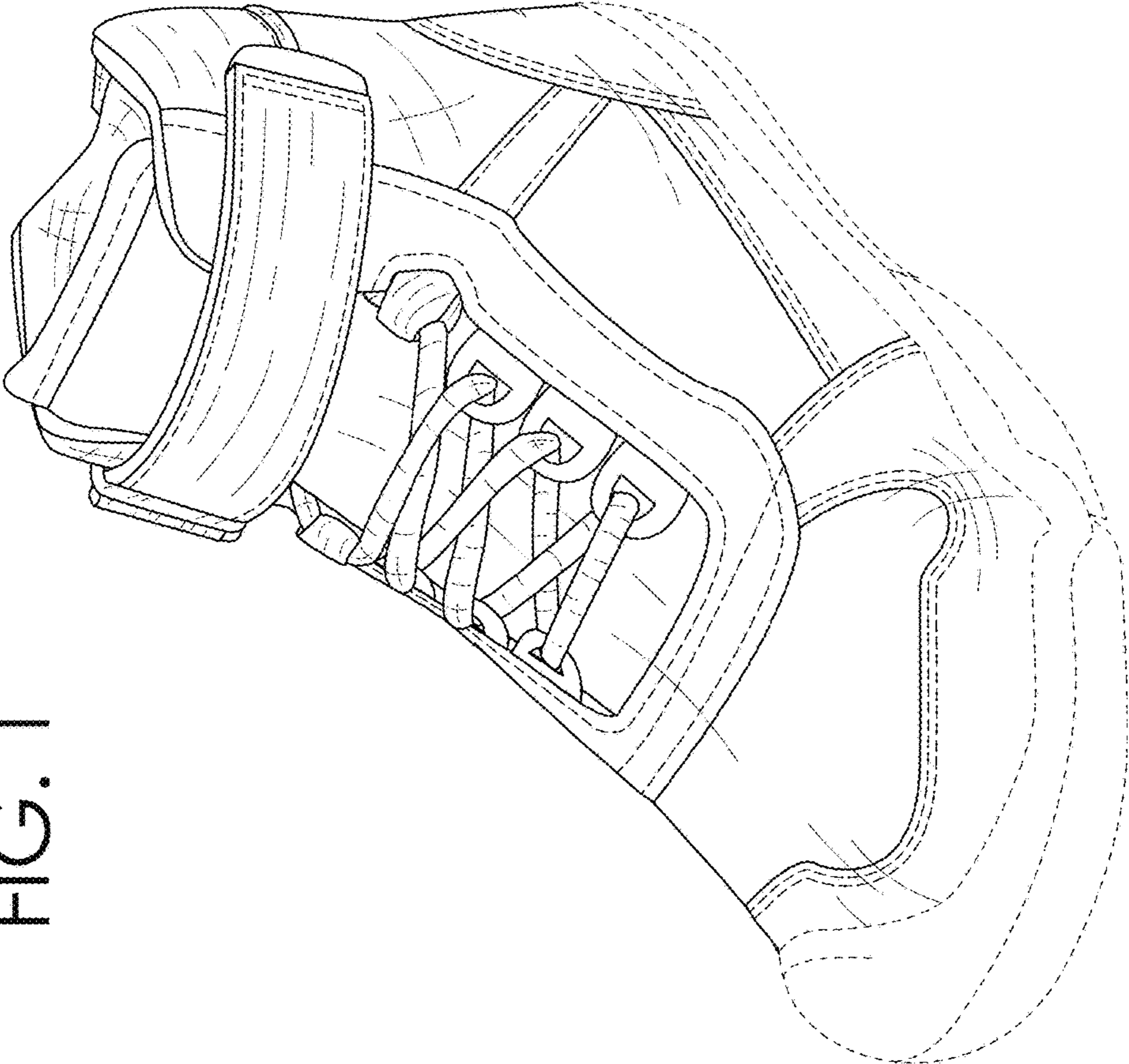


FIG. 1

FIG. 2

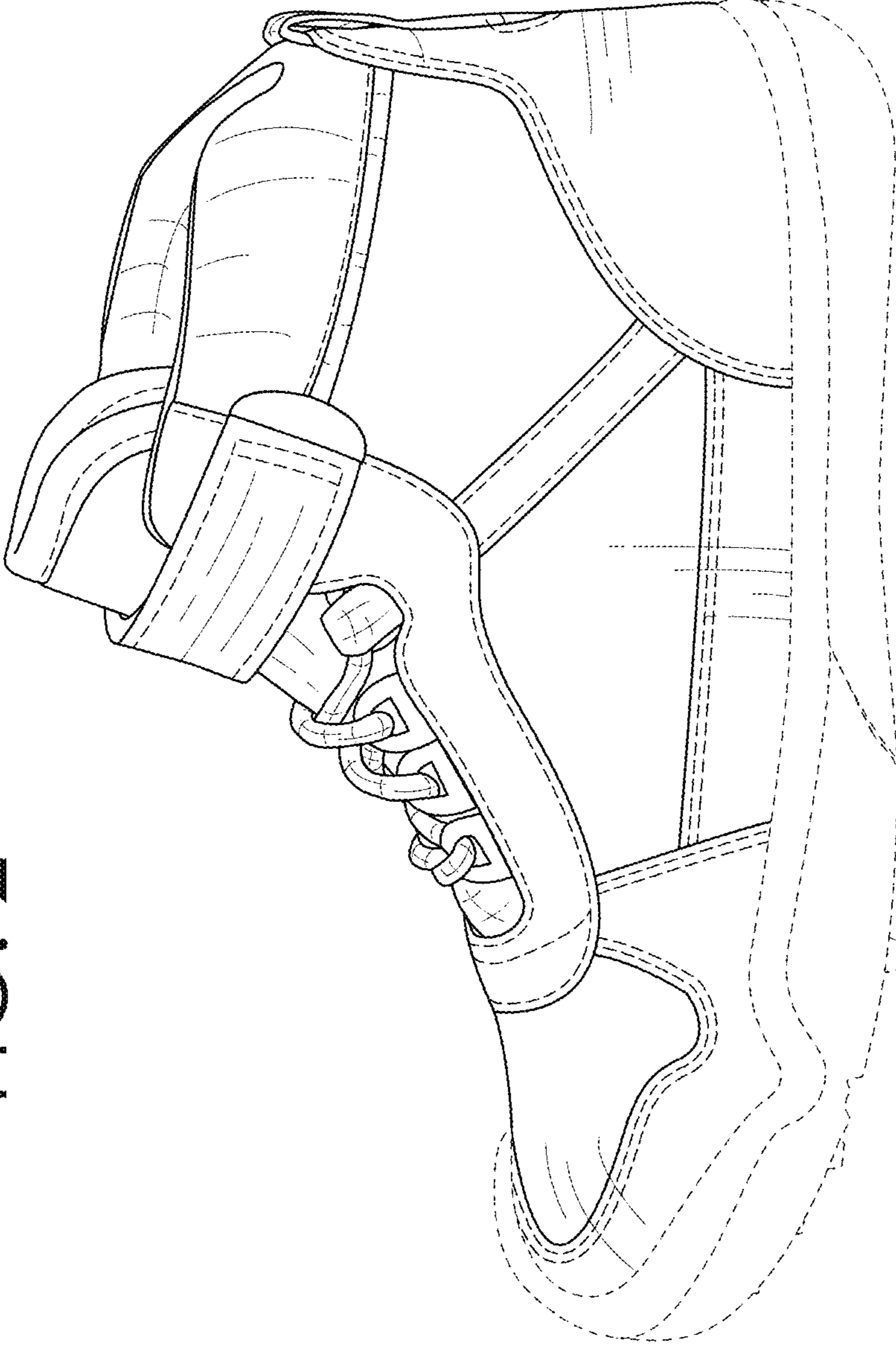
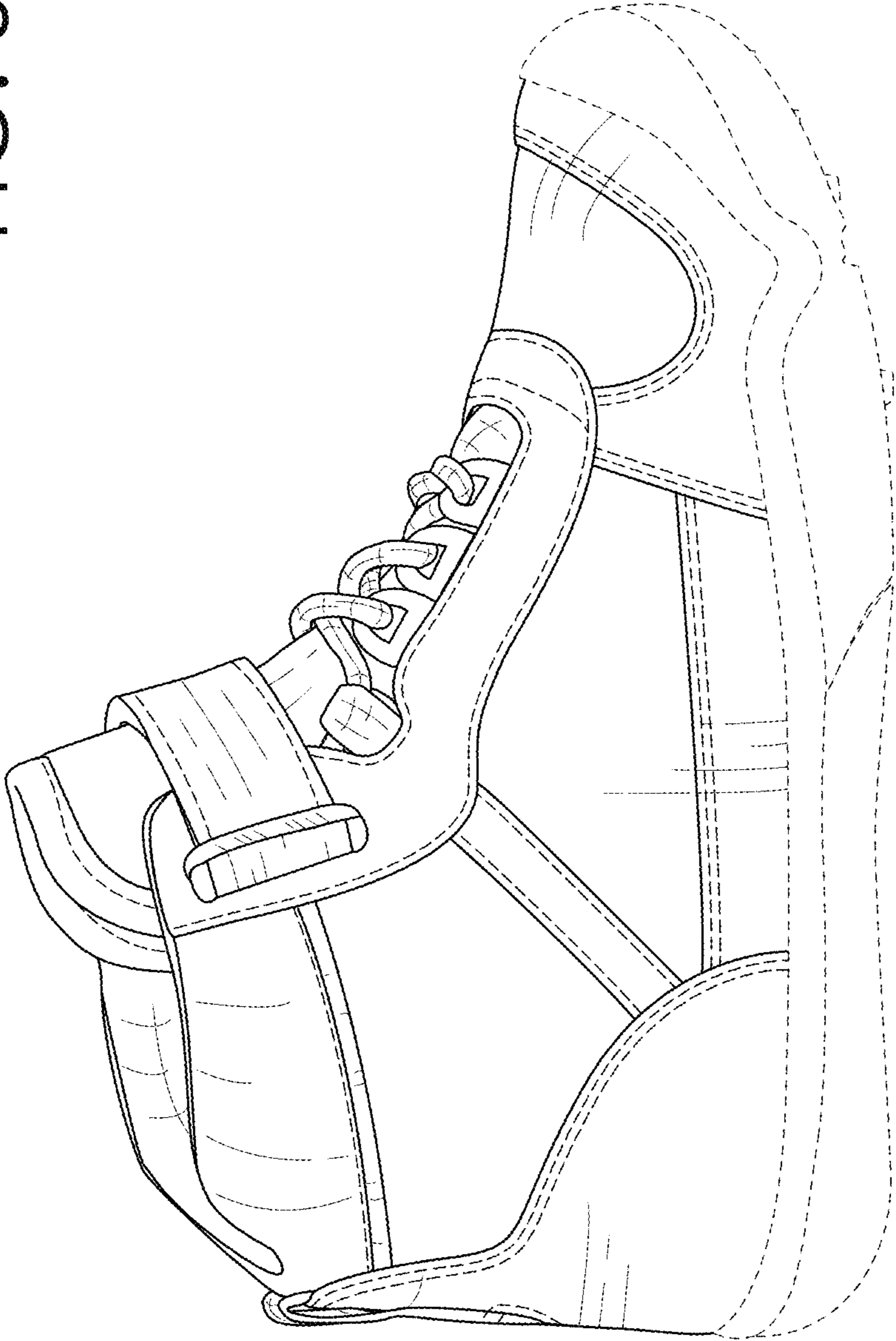


FIG. 3



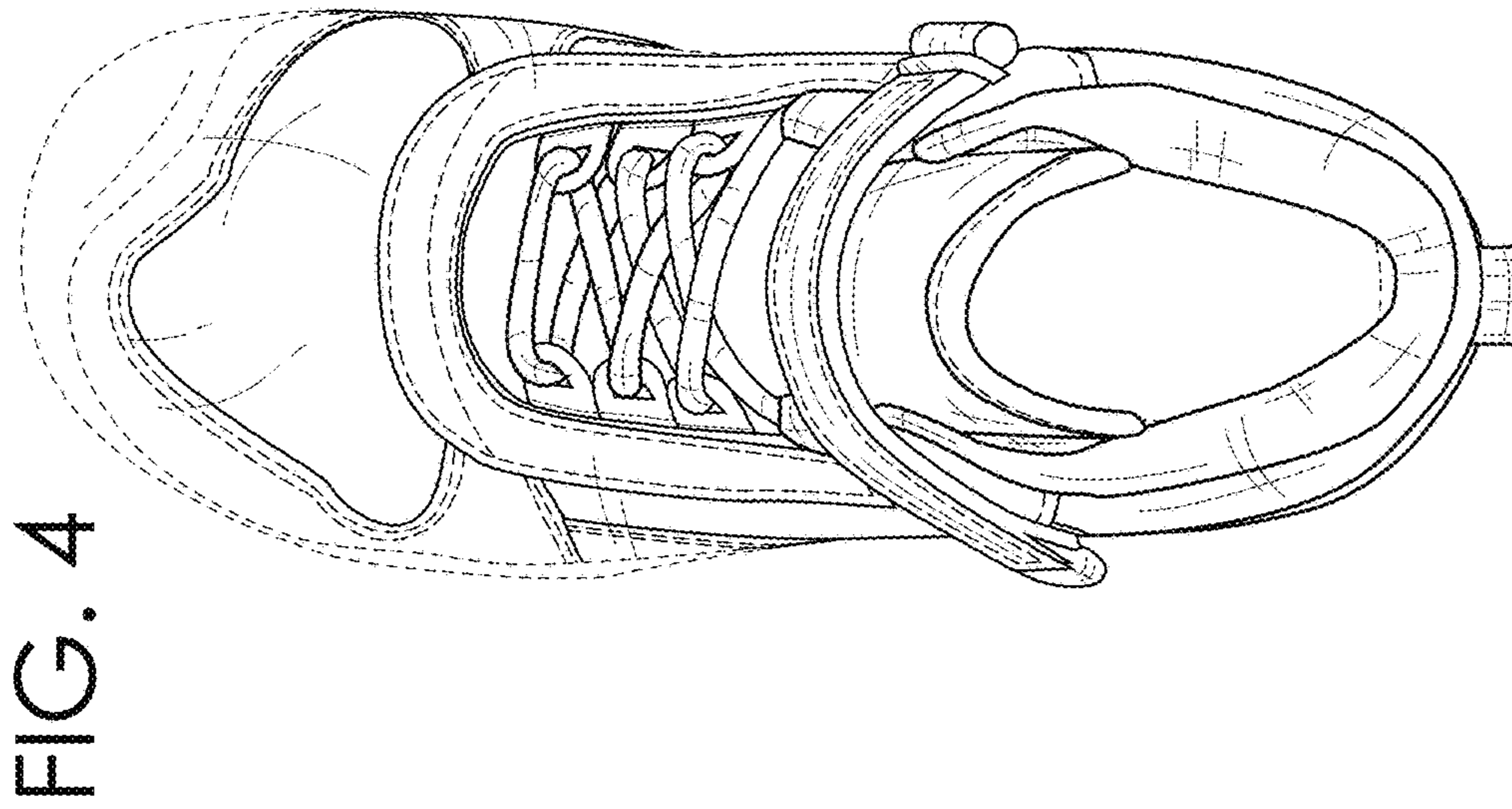


FIG. 6

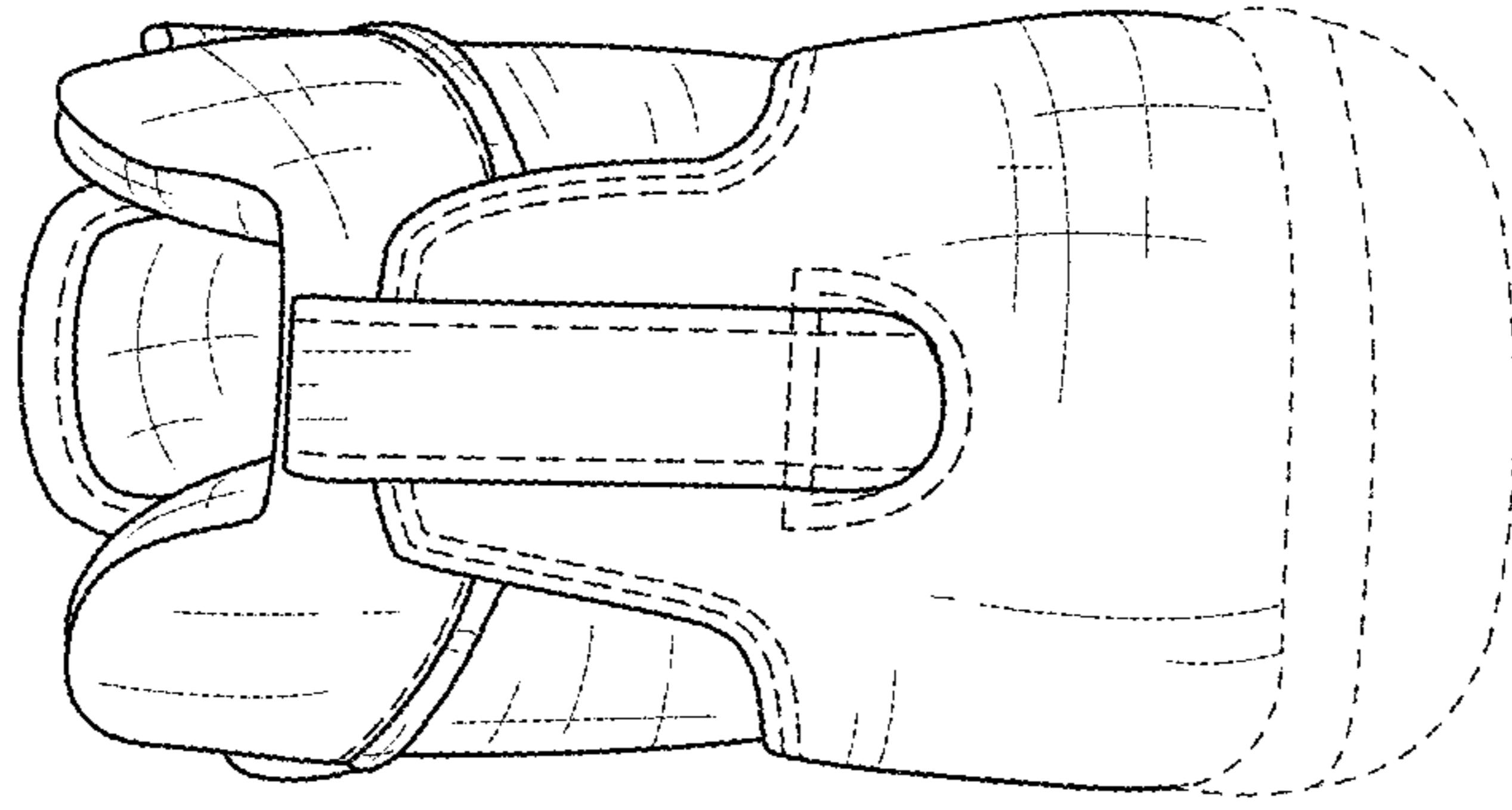


FIG. 5

