



US00D807003S

(12) **United States Design Patent** (10) **Patent No.:** **US D807,003 S**
Humphrey (45) **Date of Patent:** **** Jan. 9, 2018**

(54) **SHOE INSOLE**

(71) Applicant: **Under Armour, Inc.**, Baltimore, MD (US)

(72) Inventor: **John Humphrey**, Baltimore, MD (US)

(73) Assignee: **Under Armour, Inc.**, Baltimore, MD (US)

(**) Term: **15 Years**

(21) Appl. No.: **29/584,651**

(22) Filed: **Nov. 16, 2016**

(51) **LOC (11) Cl.** **02-04**

(52) **U.S. Cl.**
USPC **D2/961**

(58) **Field of Classification Search**
USPC D2/896, 946, 947, 949, 950, 961, 968;
36/83, 88, 89, 91, 92, 93, 25 R, 28, 29,
36/30 R, 30 A, 32 R, 34 R, 35 R, 34 A,
36/43, 44, 145, 153, 154, 155; D24/124,
D24/126

CPC A43B 7/14; A43B 7/1405; A43B 7/141;
A43B 7/1415; A43B 7/142; A43B
7/1425; A43B 7/143; A43B 7/1435; A43B
7/144; A43B 7/145; A43B 7/1455; A43B
7/146; A43B 7/1465; A43B 7/1475; A43B
7/148; A43B 7/1485; A43B 7/149; A43B
7/28; A43B 7/30; A43B 7/32; A43B
13/00; A43B 13/02; A43B 13/04; A43B
13/14; A43B 13/141; A43B 13/40; A43B
13/38; A43B 9/00; A43B 9/125; A43B
17/00; A43B 17/003; A43B 17/006; A43B
17/026; A43B 17/03; A43B 17/02; A43B
17/14

See application file for complete search history.

(56) **References Cited**

U.S. PATENT DOCUMENTS

2,978,818 A *	4/1961	Baumann	A43B 7/144 36/145
D302,071 S *	7/1989	Chang	D2/961
D306,651 S *	3/1990	Chang	D2/961
D313,306 S *	1/1991	Chang	D2/961
D485,425 S *	1/2004	Polifroni	D2/961
6,681,501 B1 *	1/2004	Polifroni	A43B 1/0009 36/147
7,658,018 B2 *	2/2010	Lin	A43B 17/08 36/3 B
D721,881 S *	2/2015	Avent	D2/961
D771,921 S *	11/2016	Granger	D2/961

* cited by examiner

Primary Examiner — Elizabeth J Oswecki

(74) *Attorney, Agent, or Firm* — Edell, Shapiro & Finnan, LLC

(57) **CLAIM**

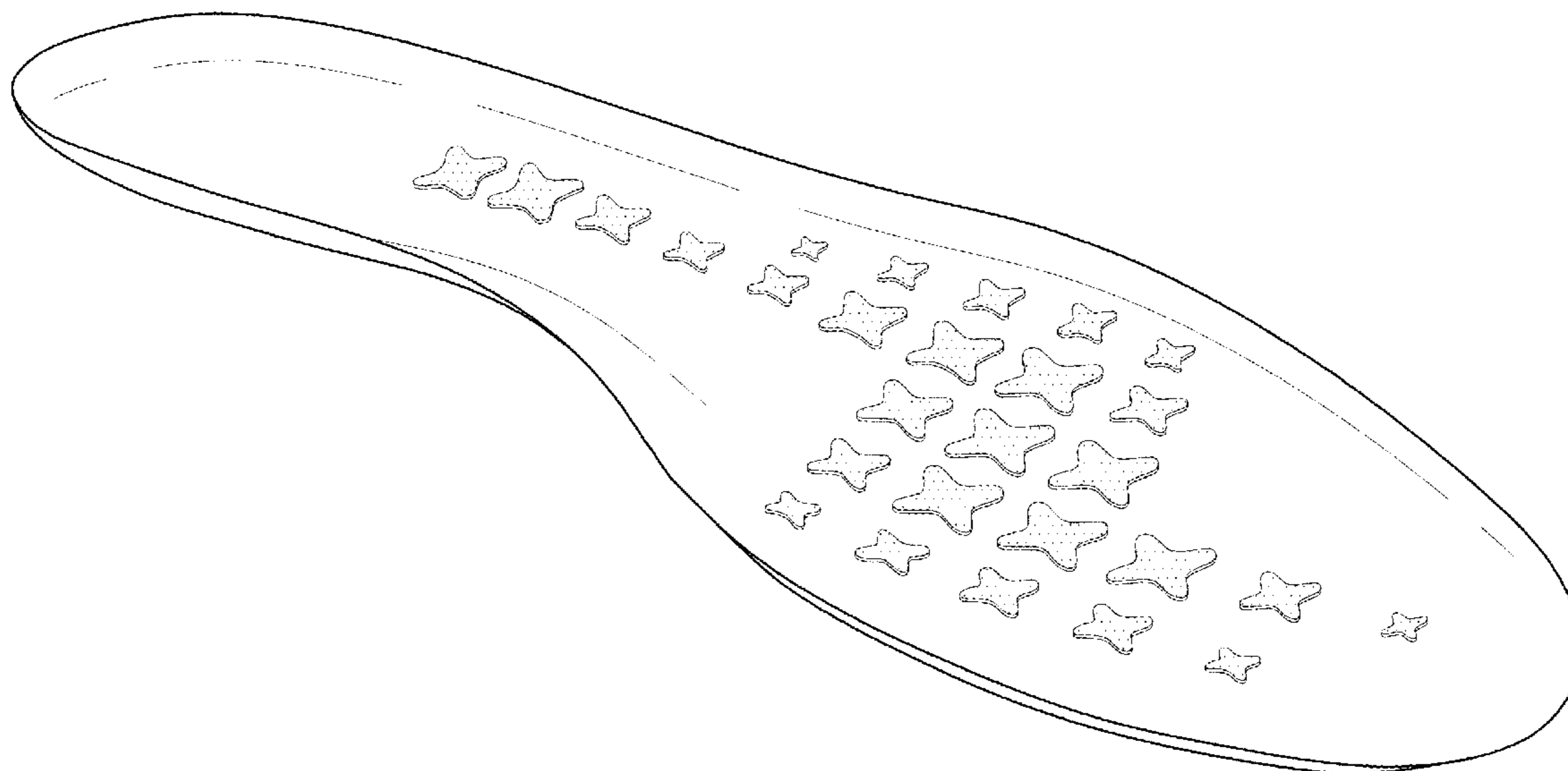
The ornamental design for a shoe insole, as shown and described.

DESCRIPTION

FIG. 1 is a top, perspective view of a shoe insole showing my new design;
 FIG. 2 is a top plan view thereof;
 FIG. 3 is a bottom plan view thereof;
 FIG. 4 is a lateral side elevation view thereof;
 FIG. 5 is a medial side elevation view thereof;
 FIG. 6 is a front elevation view thereof; and,
 FIG. 7 is a rear elevation view thereof.

The shoe insole shown in FIGS. 1-7 is for a left foot, the shoe insole for a right foot is a mirror image of the left foot. The stippling in FIGS. 1 and 2, representing a contrast in appearance, is not part of the claimed design.

1 Claim, 5 Drawing Sheets



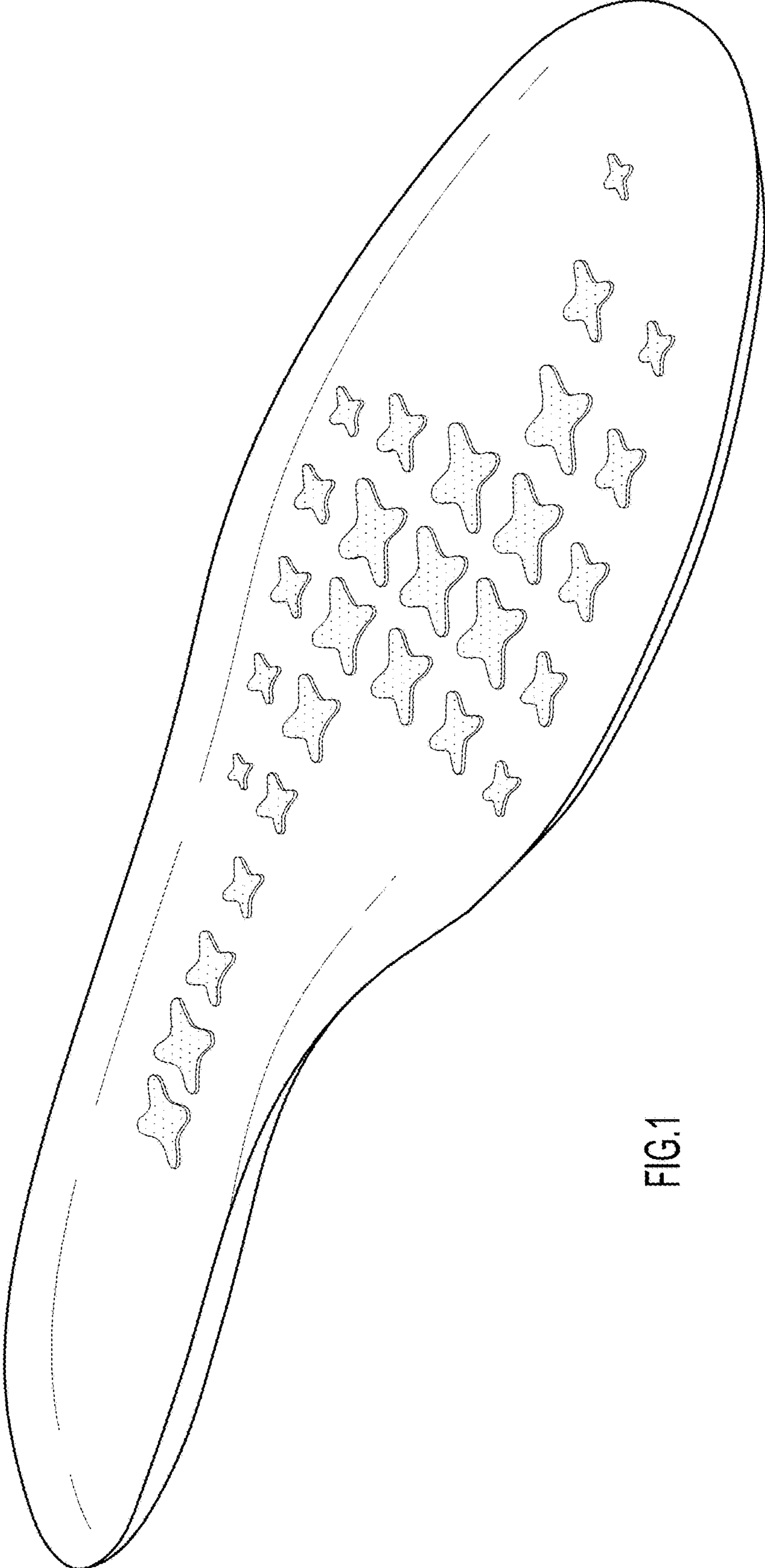


FIG.1

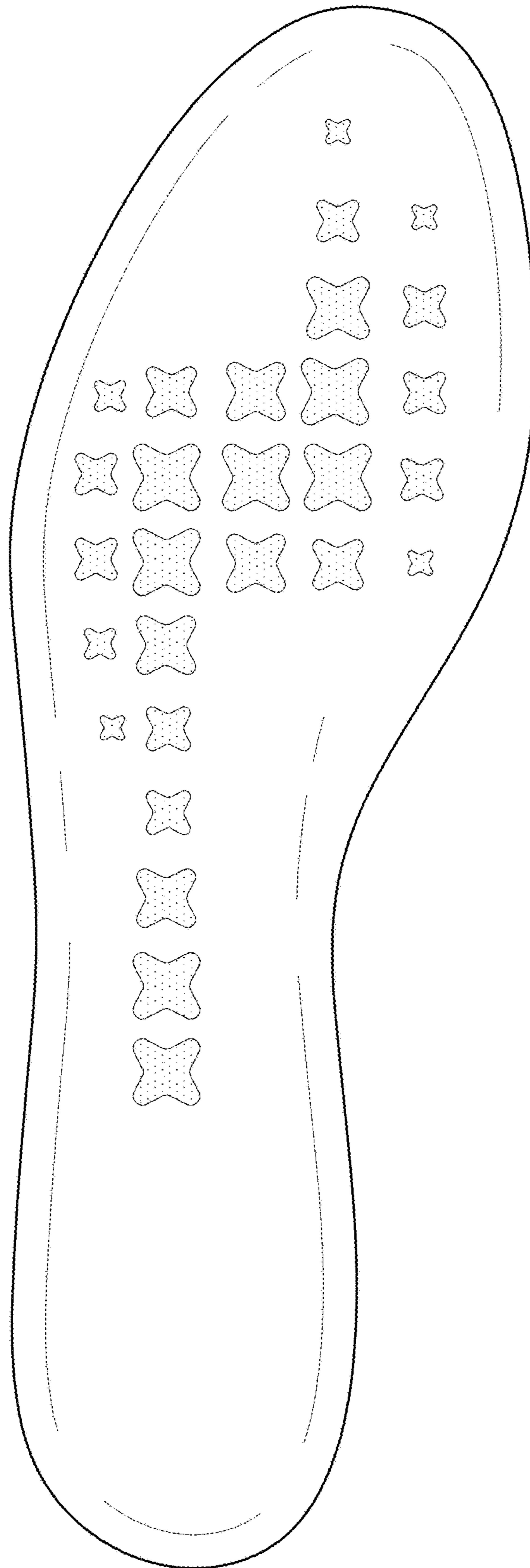


FIG.2

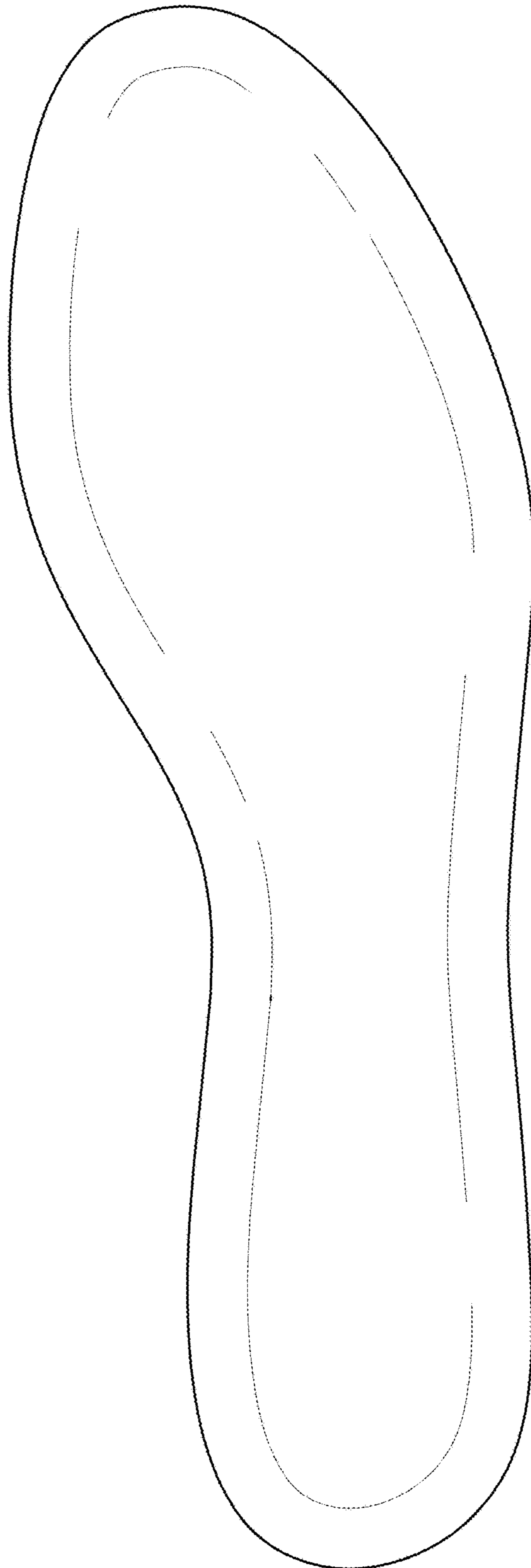


FIG.3




FIG.4




FIG.5



FIG.6




FIG.7