



US00D806998S

(12) **United States Design Patent**  
**Cooks**

(10) **Patent No.:** **US D806,998 S**  
(45) **Date of Patent:** **\*\* Jan. 9, 2018**

(54) **COMBINED BOOT LINER AND SOCK**

(71) Applicant: **Fayshonda Cooks**, Orlando, FL (US)

(72) Inventor: **Fayshonda Cooks**, Orlando, FL (US)

(73) Assignee: **Fayshonda Cooks**, Orlando, FL (US)

(\*\*) Term: **15 Years**

(21) Appl. No.: **29/545,871**

(22) Filed: **Nov. 17, 2015**

(51) **LOC (11) Cl.** ..... **02-04**

(52) **U.S. Cl.**  
USPC ..... **D2/946**

(58) **Field of Classification Search**  
USPC ..... D2/901, 909–911, 915, 944, 946,  
D2/976–979, 999; D24/190–192;  
D29/121.2

CPC ..... A43B 23/081; A43B 23/086; A43B 23/28;  
A43B 23/30; A43B 5/00; A43B 5/008;  
A43B 5/02; A43B 5/25; A43B 2/0405;  
A43B 7/145; A61F 5/0113; A61F 5/0116;  
A61F 5/0193; A61F 5/0195

See application file for complete search history.

(56) **References Cited**

**U.S. PATENT DOCUMENTS**

536,322	A *	3/1895	Vernon	.....	A41B 11/00	2/239
783,519	A *	2/1905	Hamilton	.....	A41D 17/04	2/242
1,498,829	A *	6/1924	Blum	.....	A41B 17/00	2/242
1,792,539	A *	2/1931	Huntman	.....	A41D 17/00	36/2 R
1,794,506	A *	3/1931	Anderson	.....	A41D 17/00	2/61
3,605,122	A *	9/1971	Myers	.....	A61F 13/085	2/239

D235,927	S *	7/1975	Moore	.....	D24/192	
4,306,315	A *	12/1981	Castiglia	.....	A63B 71/1225	2/22
4,599,812	A *	7/1986	Harmsen	.....	A61F 13/085	2/239
D290,302	S *	6/1987	Campbell	.....	D2/901	
4,896,437	A *	1/1990	Johnson	.....	A43B 23/06	2/22
5,170,503	A *	12/1992	Hightower, Jr.	.....	A41D 17/02	2/22

(Continued)

*Primary Examiner* — Celia Murphy  
*Assistant Examiner* — Clare Ann Gannon

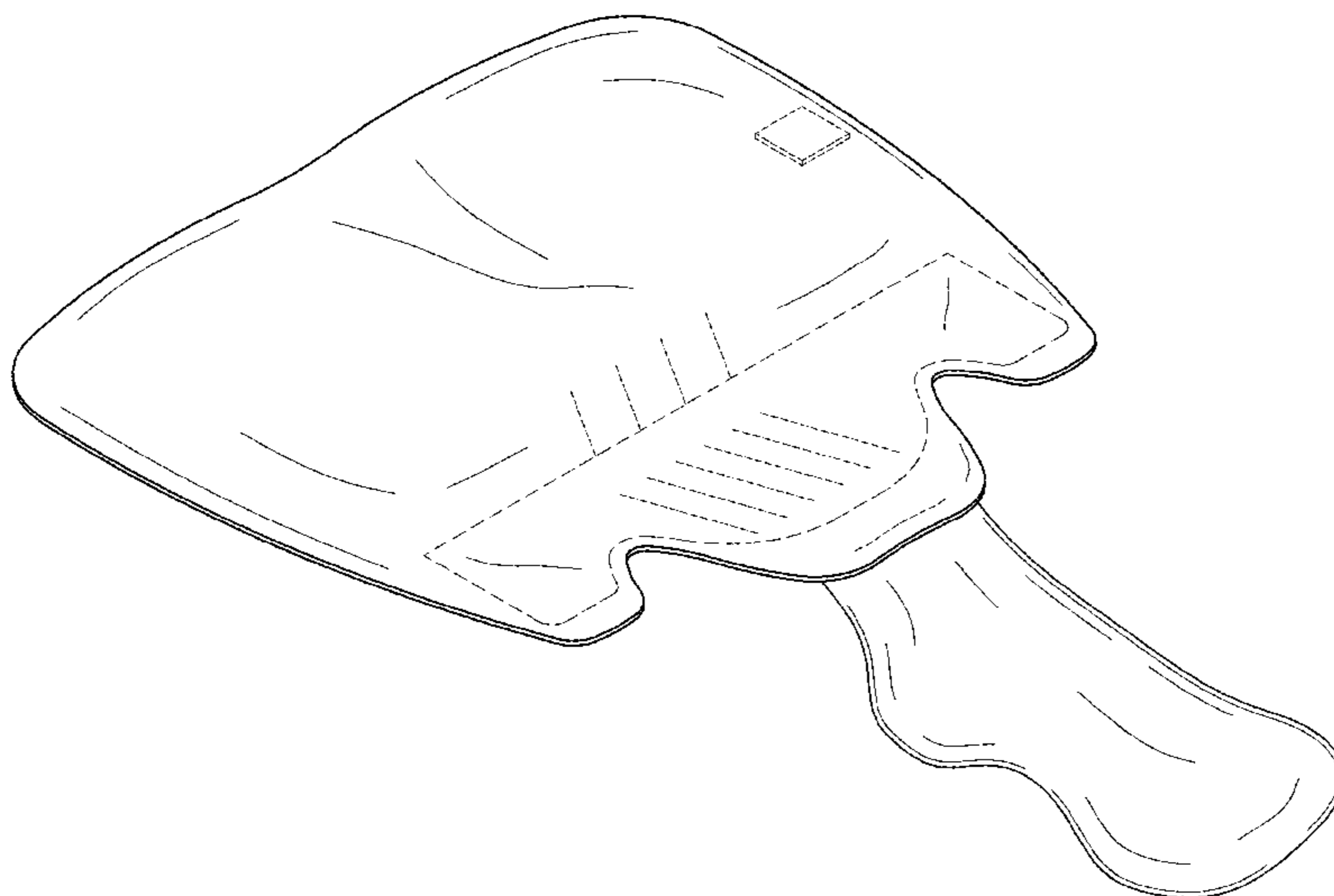
(57) **CLAIM**

The ornamental design for a combined boot liner and sock, substantially as shown and described.

**DESCRIPTION**

FIG. 1 is a front perspective view of the combined boot liner and sock showing my new design;  
FIG. 2 is a rear perspective view thereof;  
FIG. 3 is a left, front perspective view thereof in a closed position;  
FIG. 4 is a rear perspective view thereof in a closed position;  
FIG. 5 is a top plan view thereof in a closed position;  
FIG. 6 is a bottom plan view thereof in a closed position;  
FIG. 7 is a left side elevation view thereof in a closed position;  
FIG. 8 is a right side elevation view thereof in a closed position;  
FIG. 9 is a front elevation view thereof in a closed position; and,  
FIG. 10 is a rear elevation view thereof in a closed position. The broken lines show elements of the combined boot liner and sock—such as seams—that do not form part of the claimed design.

**1 Claim, 9 Drawing Sheets**



(56)

**References Cited**

U.S. PATENT DOCUMENTS

5,640,714 A \* 6/1997 Tanaka ..... A41B 11/00  
2/22  
5,682,617 A \* 11/1997 Tumas ..... A61F 13/08  
2/239  
5,893,222 A \* 4/1999 Donnelly ..... A43B 5/0405  
36/10  
6,301,803 B1 \* 10/2001 Patterson ..... A41D 17/00  
36/1.5  
D521,212 S \* 5/2006 Williams ..... D2/901  
D599,981 S \* 9/2009 Kim ..... D2/901  
7,730,555 B2 \* 6/2010 Hexels ..... A41B 11/005  
2/239  
D623,385 S \* 9/2010 Stansberry ..... D2/910  
D663,433 S \* 7/2012 Cain ..... D24/192  
D666,792 S \* 9/2012 Zambito ..... D2/901  
2009/0158503 A1 \* 6/2009 Duclos ..... A43B 19/00  
2/239  
2010/0100020 A1 \* 4/2010 Fout ..... A61F 5/0111  
602/23  
2013/0227856 A1 \* 9/2013 Cooks ..... A43B 1/0081  
36/58.5  
2015/0223961 A1 \* 8/2015 Eriksson ..... A61F 5/0195  
602/27

\* cited by examiner

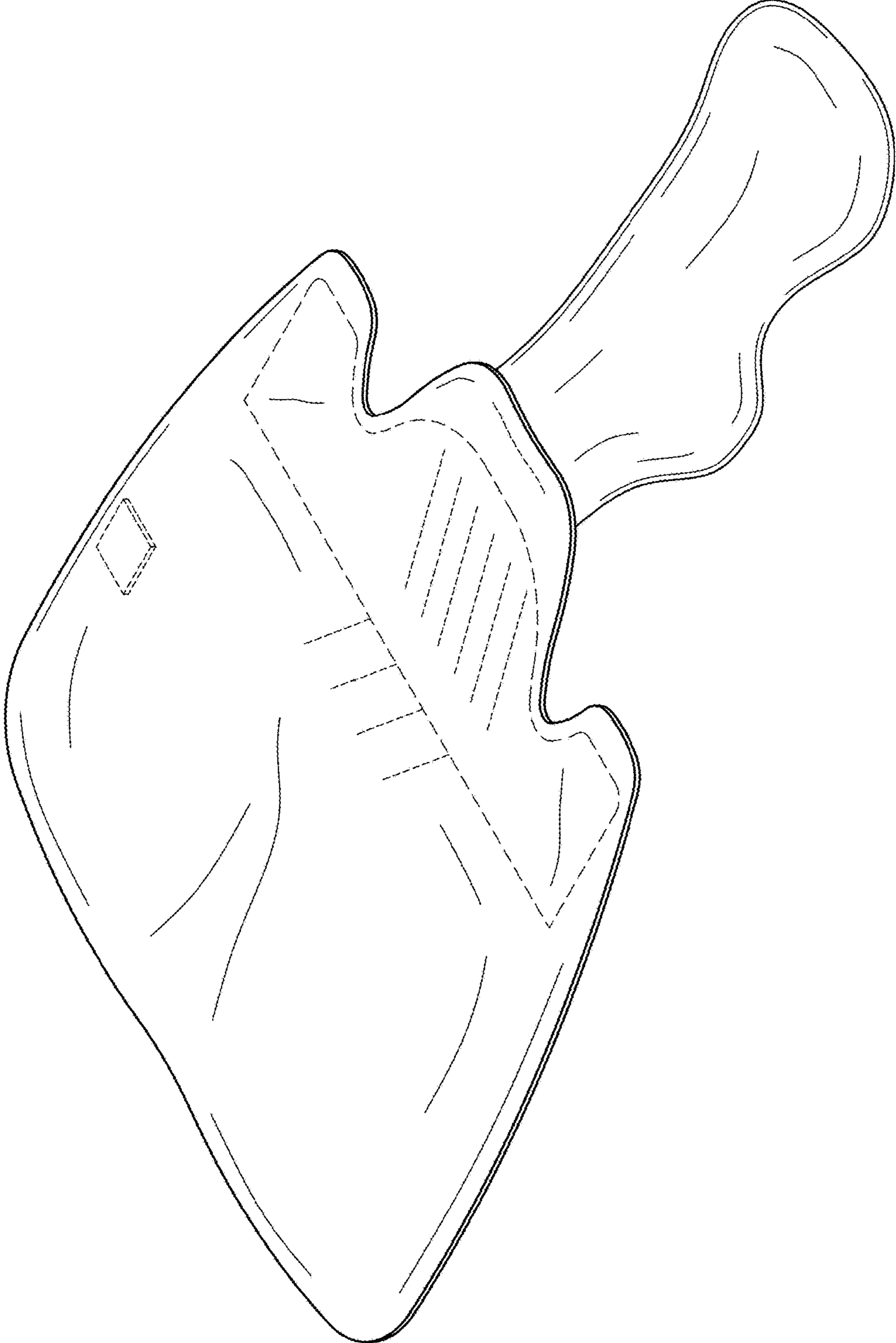


FIG. 1

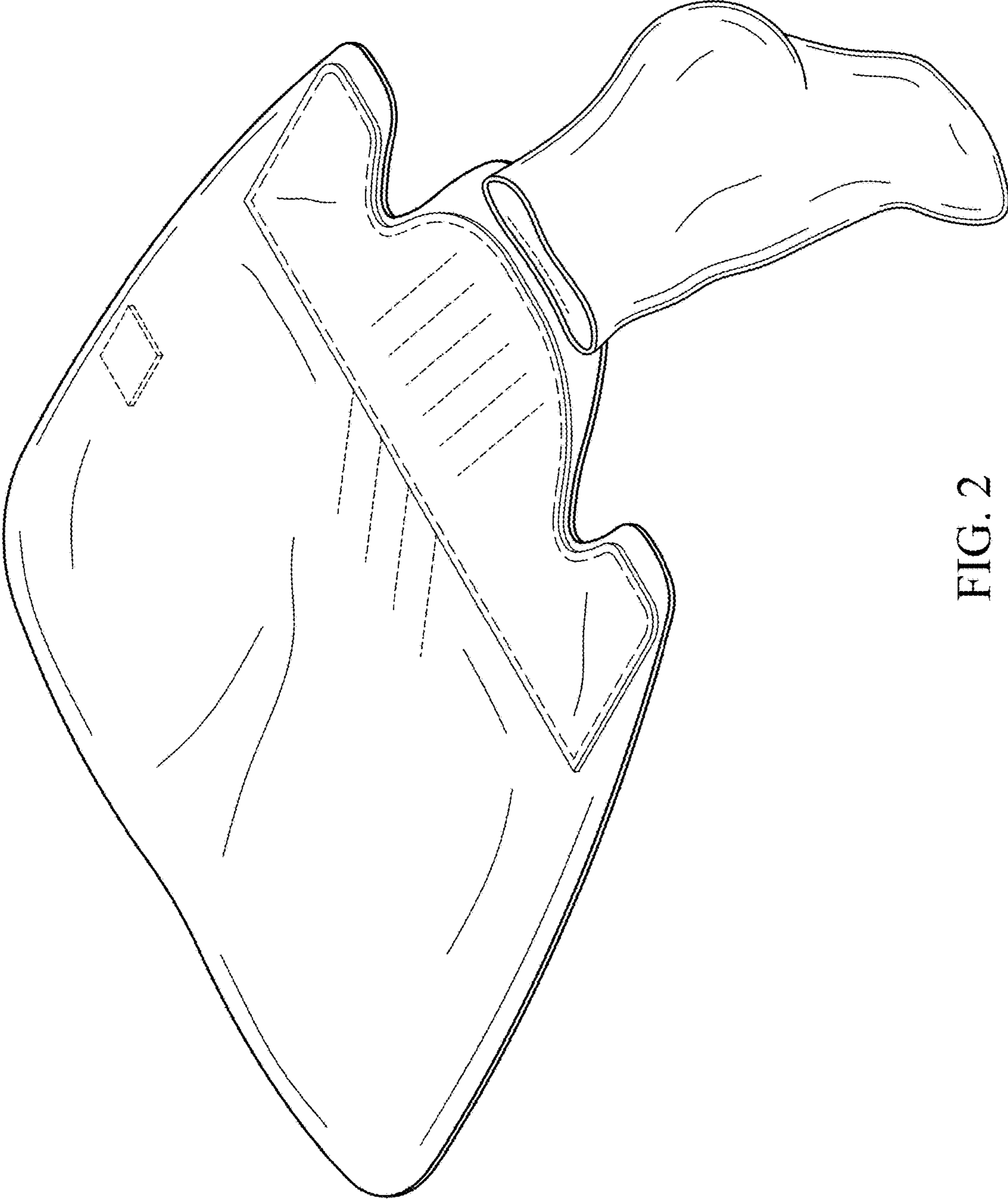


FIG. 2

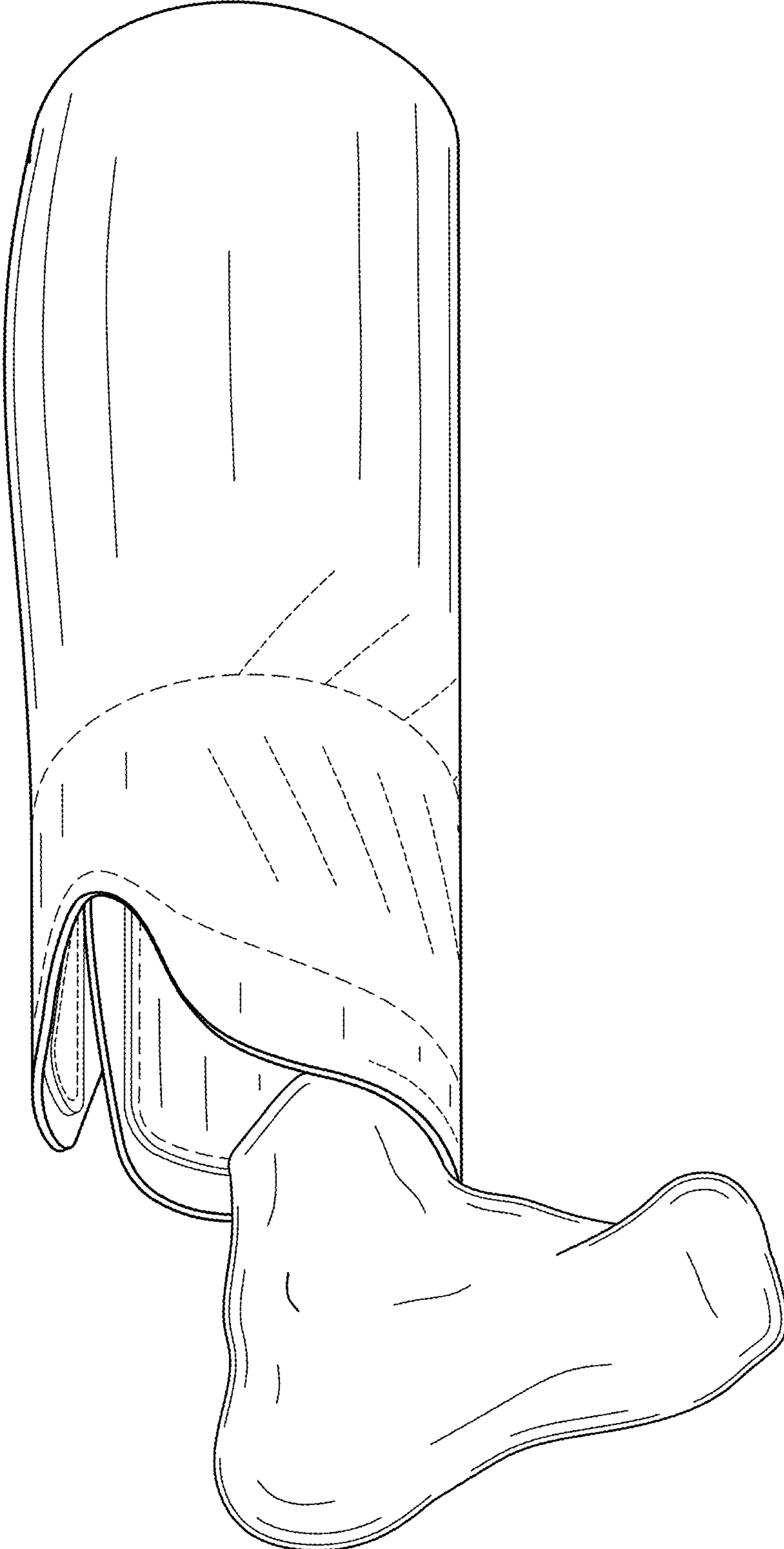


FIG. 3

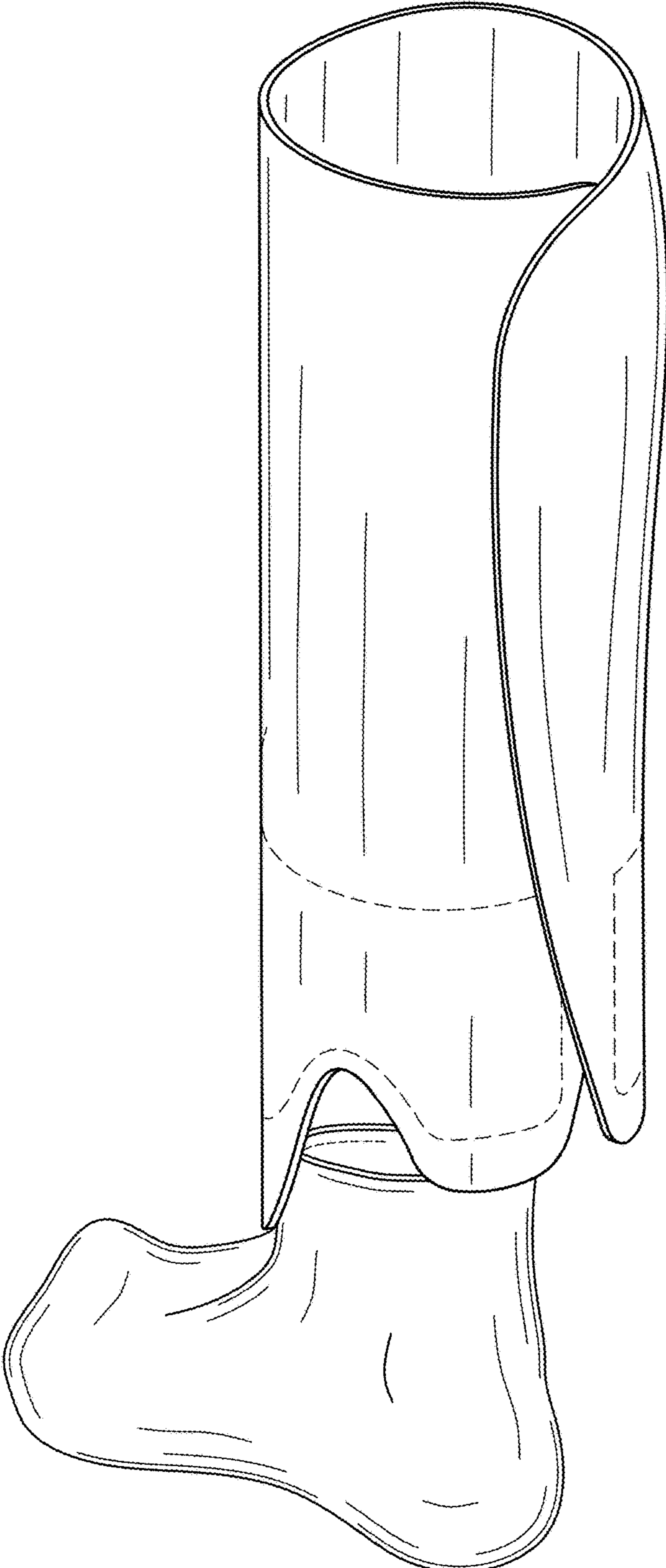


FIG. 4

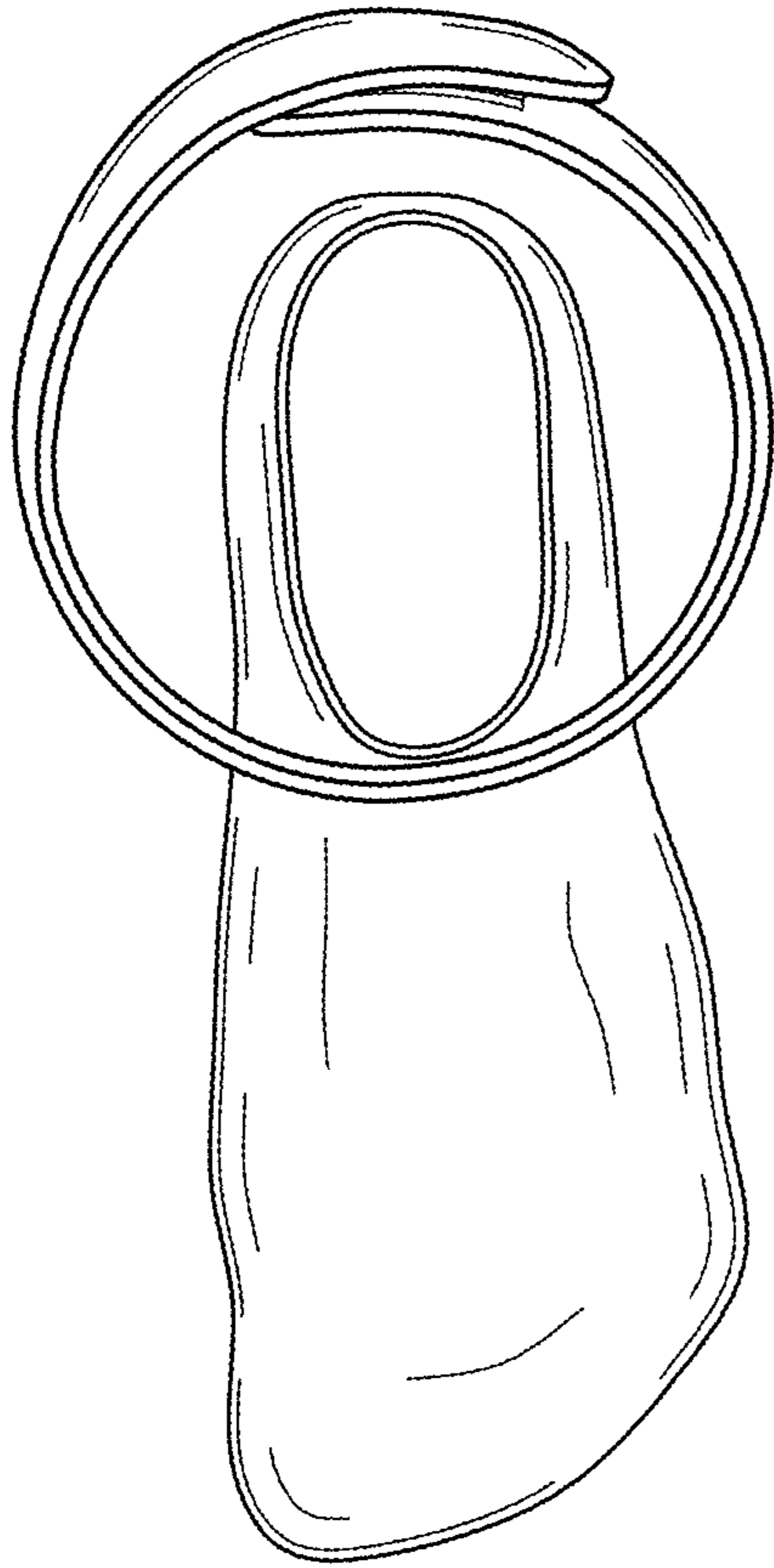


FIG. 5

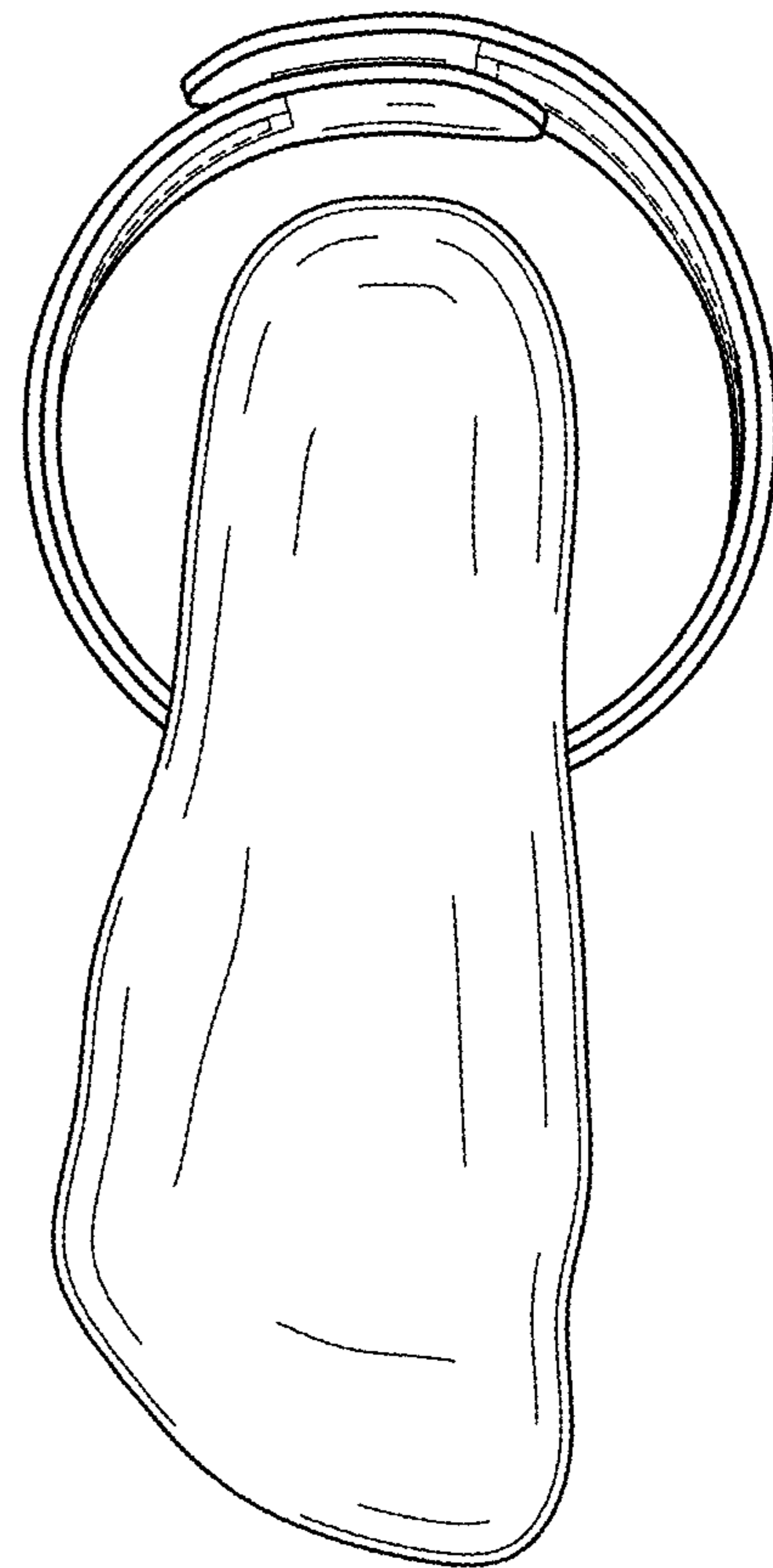


FIG. 6

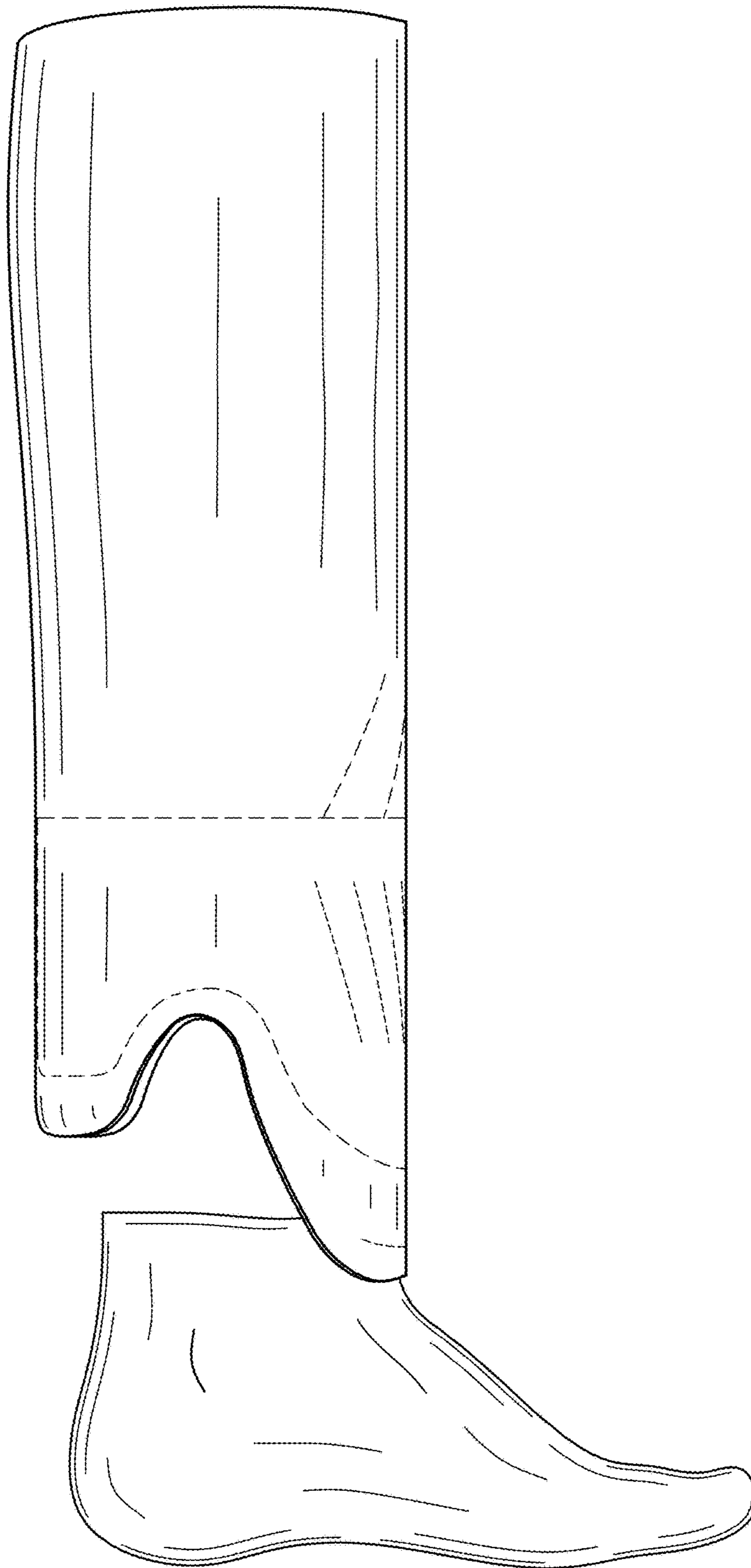


FIG. 7



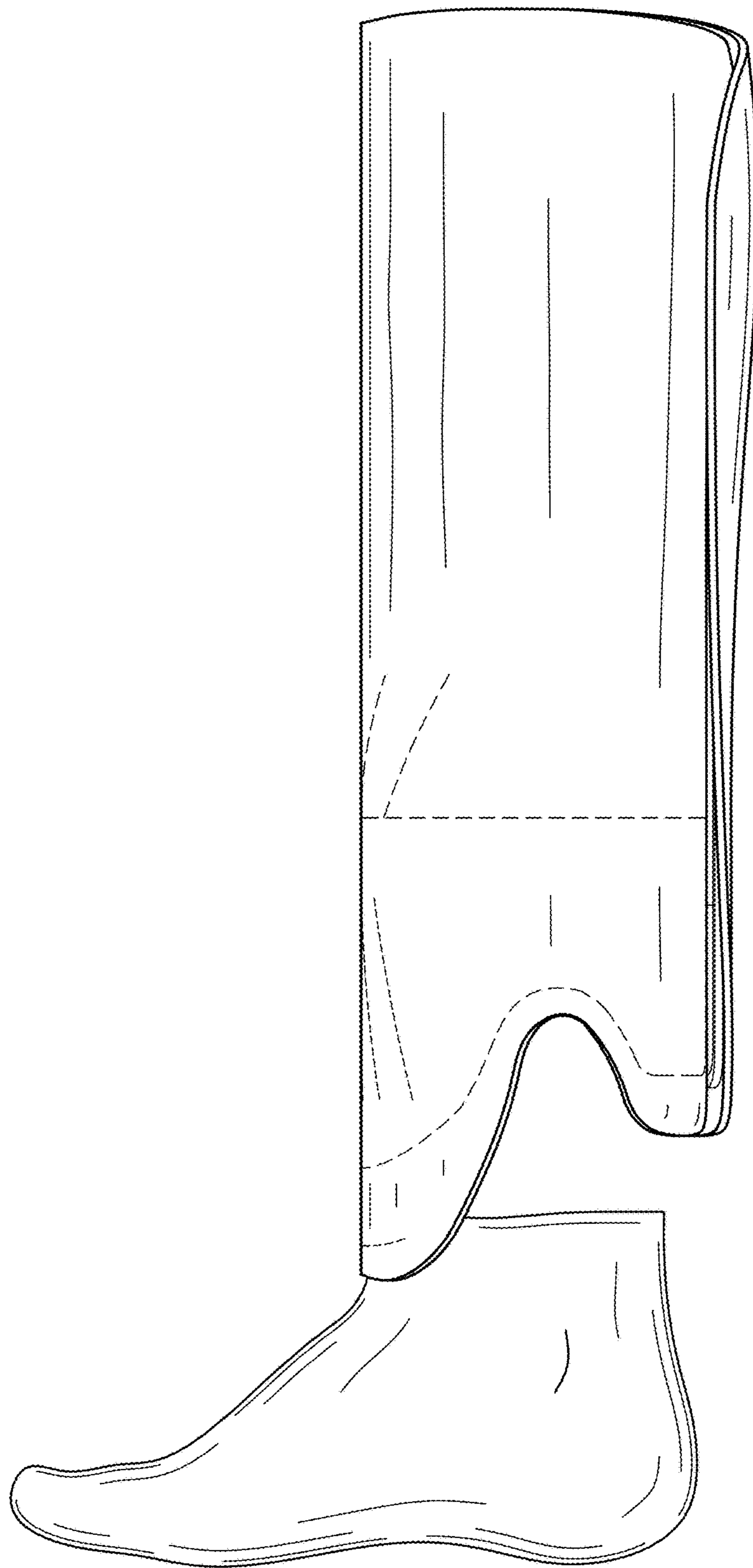


FIG. 8

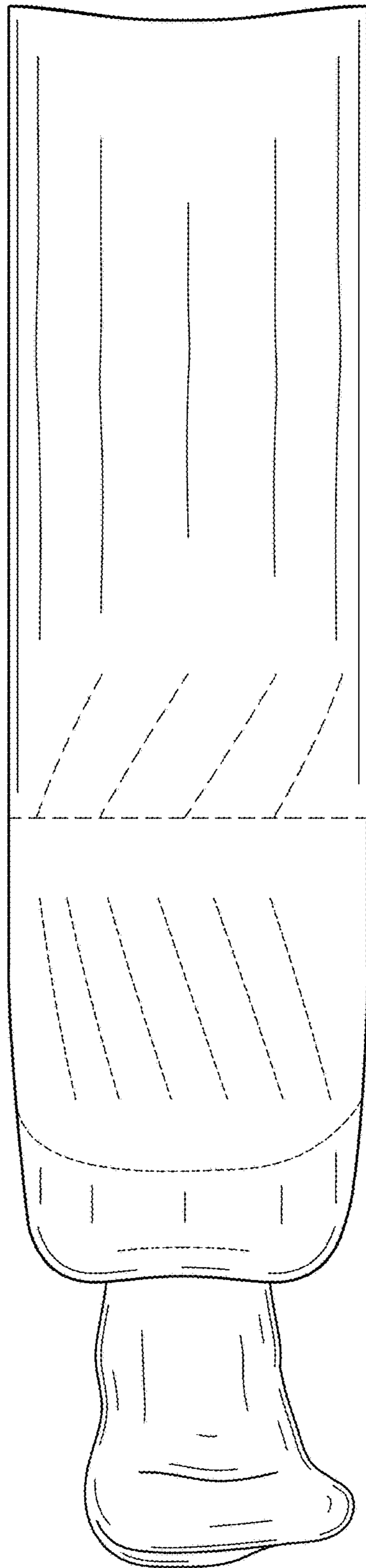


FIG. 9

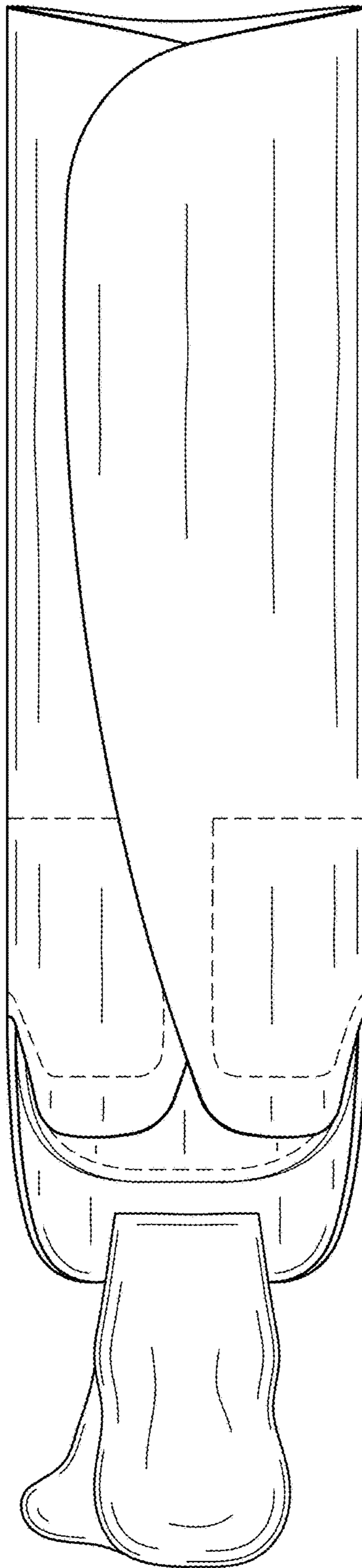


FIG. 10