



US00D806996S

(12) **United States Design Patent**
Matsuo

(10) **Patent No.:** **US D806,996 S**
(45) **Date of Patent:** **** Jan. 9, 2018**

- (54) **SHOE**
- (71) Applicant: **GRENDENE S.A.**, Sobral-CE (BR)
- (72) Inventor: **Edson Matsuo**, Porto Alegre (BR)
- (73) Assignee: **GRENDENE S.A.**, Sobral (BR)
- (**) Term: **15 Years**
- (21) Appl. No.: **29/583,943**
- (22) Filed: **Nov. 10, 2016**

D119,158 S *	2/1940	Claderazzo	D2/930
D158,389 S *	5/1950	Lakow	D2/971
2,651,117 A *	9/1953	Harris	A43B 3/28
				36/11.5
D554,353 S *	11/2007	Guers-Neyrud	D2/971
D607,187 S *	1/2010	Hermann	D2/925
D633,285 S *	3/2011	Guers-Neyraud	D2/930
D702,036 S *	4/2014	Guers-Neyraud	D2/971
D773,158 S *	12/2016	Slimane	D2/930
D789,050 S *	6/2017	Slimane	D2/918
D789,660 S *	6/2017	Slimane	D2/918
D789,661 S *	6/2017	Slimane	D2/918
D789,662 S *	6/2017	Slimane	D2/918
D790,816 S *	7/2017	Slimane	D2/918

* cited by examiner

(30) **Foreign Application Priority Data**

May 10, 2016 (BR) 3020160019533

(51) **LOC (11) Cl.** **02-04**

(52) **U.S. Cl.**
USPC **D2/930**

(58) **Field of Classification Search**
USPC D2/916-623, 925-942, 969, 971; 36/1,
36/83, 8.1-8.3, 9 R, 45-58, 104, 108,
36/76 R

CPC A43B 21/00; A43B 21/02; A43B 21/06;
A43B 9/14; A43B 1/0045; A43B 13/10;
A43B 13/12; A43B 23/06; A43B 23/07;
A43B 1/0036; A43B 5/12

See application file for complete search history.

(56) **References Cited**

U.S. PATENT DOCUMENTS

D84,254 S *	5/1931	Miller	2/930
D91,707 S *	3/1934	DeLiso	D2/930
D98,503 S *	2/1936	Elkin	D2/930
D101,886 S *	11/1936	Perugia	D2/930

Primary Examiner — Dominic V Simone

(74) *Attorney, Agent, or Firm* — Carter, Deluca, Farrell & Schmidt, LLP

(57) **CLAIM**

The ornamental design for a shoe, as shown and described.

DESCRIPTION

FIG. 1 is a front perspective view of a shoe in accordance with the present design;

FIG. 2 is a top plan view thereof;

FIG. 3 is a bottom plan view thereof;

FIG. 4 is a front elevational view thereof;

FIG. 5 is a rear elevational view thereof;

FIG. 6 is a right side elevational view thereof; and,

FIG. 7 is a left side elevational view thereof.

Although shown in the context of a shoe for the right foot, an embodiment of the present invention also may be incorporated in a shoe for the left foot.

1 Claim, 7 Drawing Sheets





FIG. 1




FIG. 2




FIG. 3



FIG. 4



FIG. 5




FIG. 6




FIG. 7