



US00D806995S

(12) **United States Design Patent** (10) **Patent No.:** **US D806,995 S**
Tæstensen et al. (45) **Date of Patent:** **** Jan. 9, 2018**

(54) **FOOTWEAR**
(71) Applicant: **ECCO SKO A/S**, Bredebro (DK)
(72) Inventors: **Niki Tæstensen**, Flensburg (DE);
Savino Paolo Bove, Biel (CH)
(**) Term: **15 Years**
(21) Appl. No.: **35/501,444**
(22) Filed: **Jun. 3, 2016**
(80) **Hague Agreement Data**
Int. Filing Date: **Jun. 3, 2016**
Int. Reg. No.: **DM/092071**
Int. Reg. Date: **Jun. 3, 2016**
Int. Reg. Pub. Date: **Aug. 26, 2016**
(51) **LOC (11) Cl.** **02-04**
(52) **U.S. Cl.**
USPC **D2/923**
(58) **Field of Classification Search**
USPC D2/896, 902, 905, 907, 908, 909, 910,
D2/911, 912, 943, 944, 945, 946, 947,
D2/951, 954, 955, 960, 972, 923
CPC A43B 1/00; A43B 3/00; A43B 5/00; A43B
5/001; A43B 5/002; A43B 5/003; A43B
5/007; A43B 5/008; A43B 5/02; A43B
5/025; A43B 5/06; A43B 5/10; A43B
5/14; A43B 13/00; A43B 13/02; A43B
13/023; A43B 13/04
See application file for complete search history.

(56) **References Cited**
U.S. PATENT DOCUMENTS
D264,268 S * 5/1982 Askew D2/908
4,584,783 A * 4/1986 Dobbin A43C 1/00
36/50.1

D358,929 S * 6/1995 Peterson D2/908
D449,426 S * 10/2001 Pollastrelli D2/902
D558,960 S * 1/2008 Hoyt D2/923
D569,588 S * 5/2008 James D2/908
D594,187 S * 6/2009 Hickman D2/907
D613,043 S * 4/2010 Walton D2/902
D633,697 S * 3/2011 Mann D2/902
D680,714 S * 4/2013 Della Valle D2/908
D689,674 S * 9/2013 Kampff D2/908
D735,976 S * 8/2015 Siegel D2/908
D751,797 S * 3/2016 Slimane D2/908
D752,322 S * 3/2016 Tomat D2/908
D760,483 S * 7/2016 Siegel D2/908
D762,952 S * 8/2016 Truelsen D2/923
D789,047 S * 6/2017 Bruder D2/902
2010/0275470 A1 * 11/2010 Hoffer A43B 1/0009
36/3 R
2011/0072687 A1 * 3/2011 Bobbett A43B 5/001
36/127

* cited by examiner

Primary Examiner — George D Kirschbaum
Assistant Examiner — Jennifer Watkins

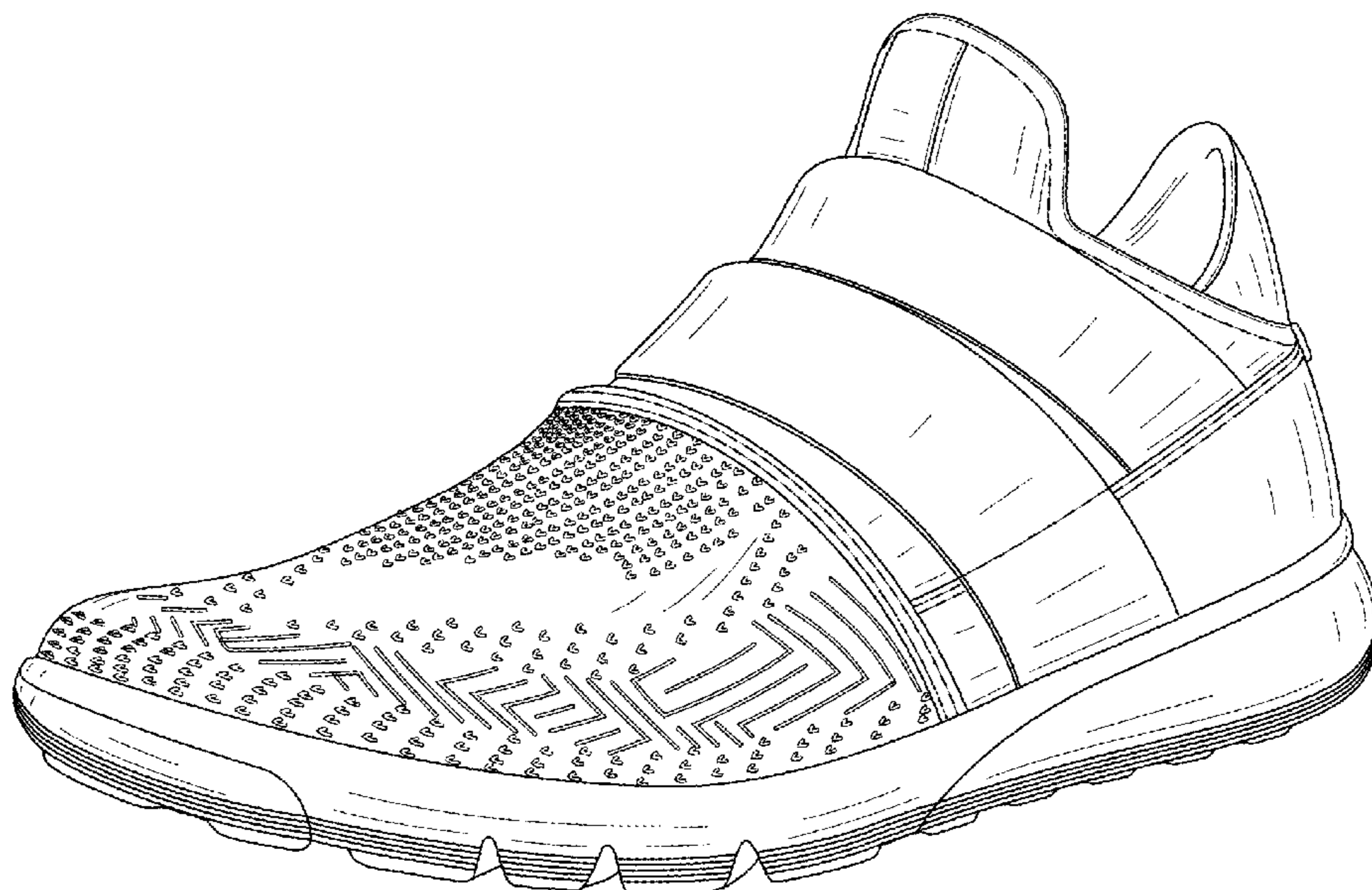
(57) **CLAIM**

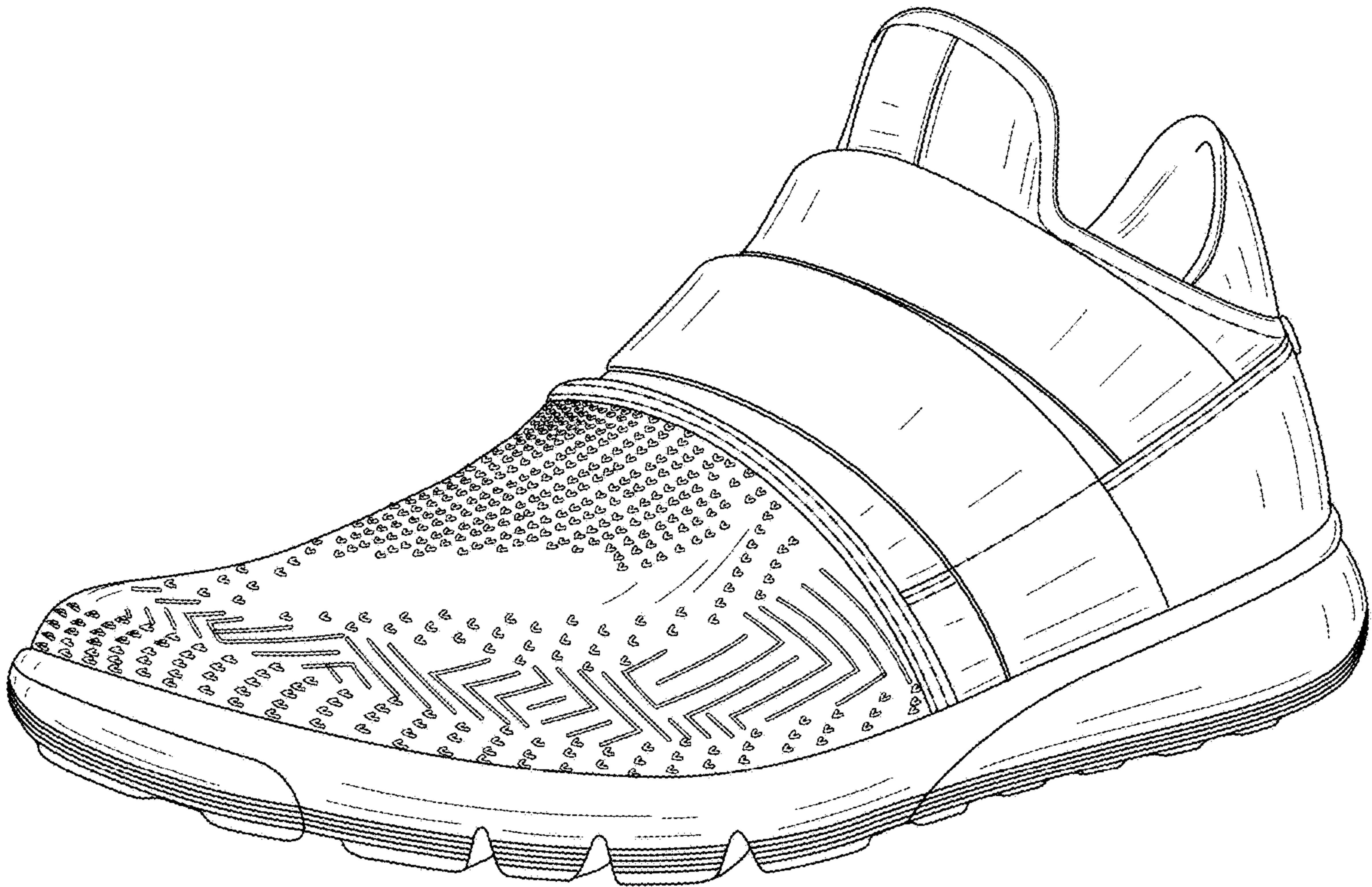
The ornamental design for footwear, as shown and described.

DESCRIPTION

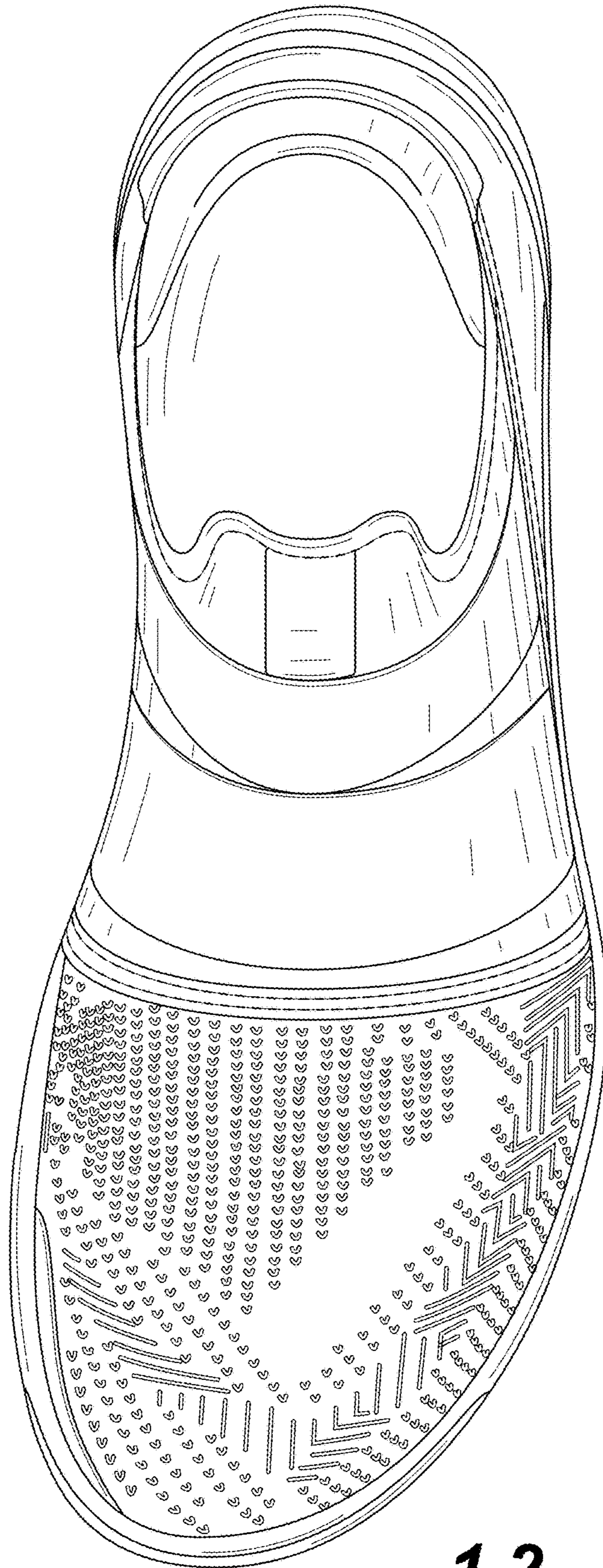
Fig. 1.1 is a top, front, left perspective view of the footwear showing our new design;
Fig. 1.2 is a top plan view thereof;
Fig. 1.3 is a bottom plan view thereof;
Fig. 1.4 is a left side elevation view thereof;
Fig. 1.5 is a right side elevation view thereof;
Fig. 1.6 is a front perspective view thereof; and
Fig. 1.7 is a rear perspective view thereof.
The lines of uneven length represent stitching and form part of the claimed design.

1 Claim, 7 Drawing Sheets

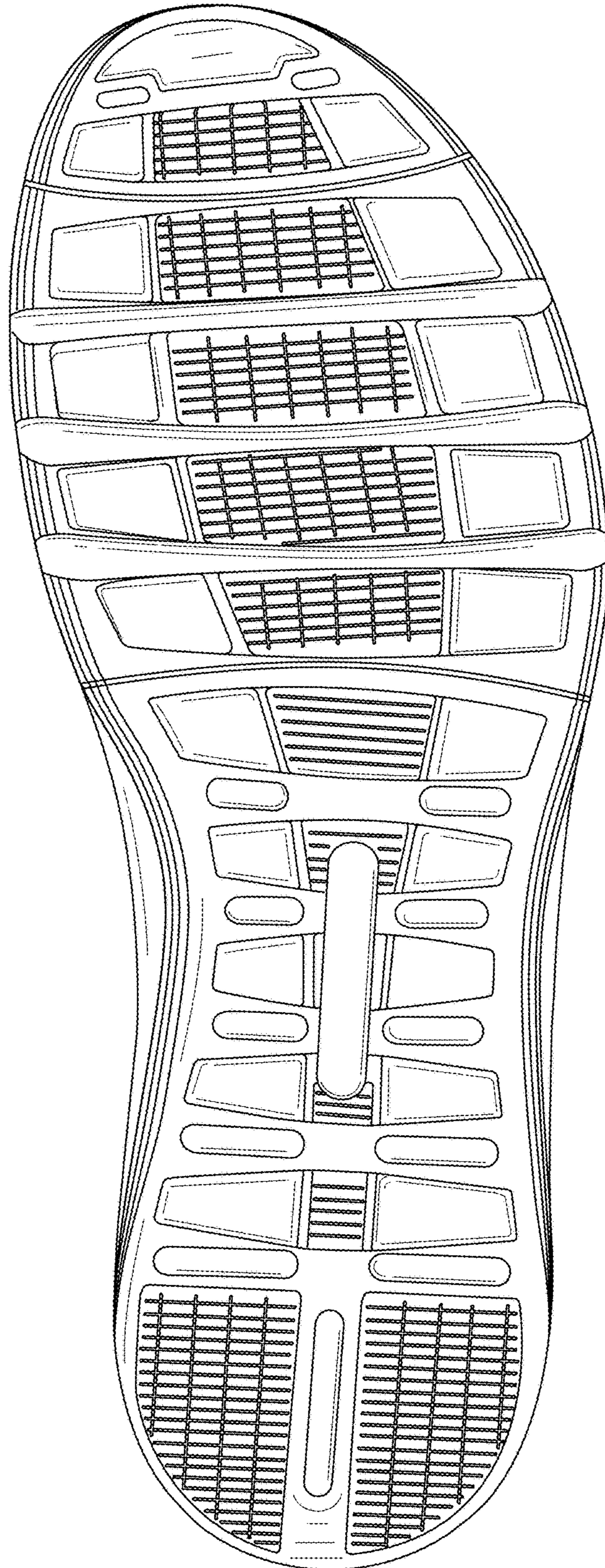




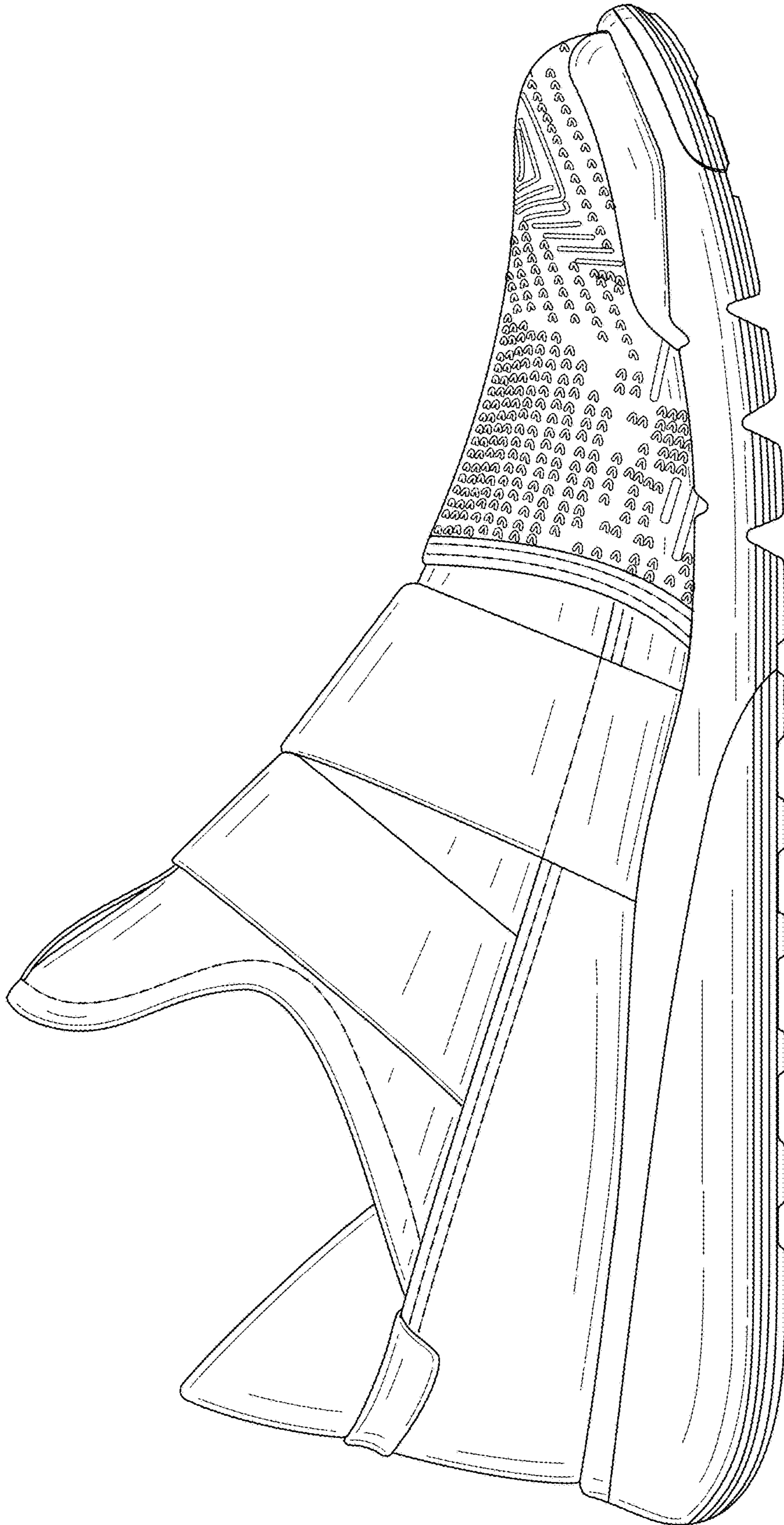
1.1



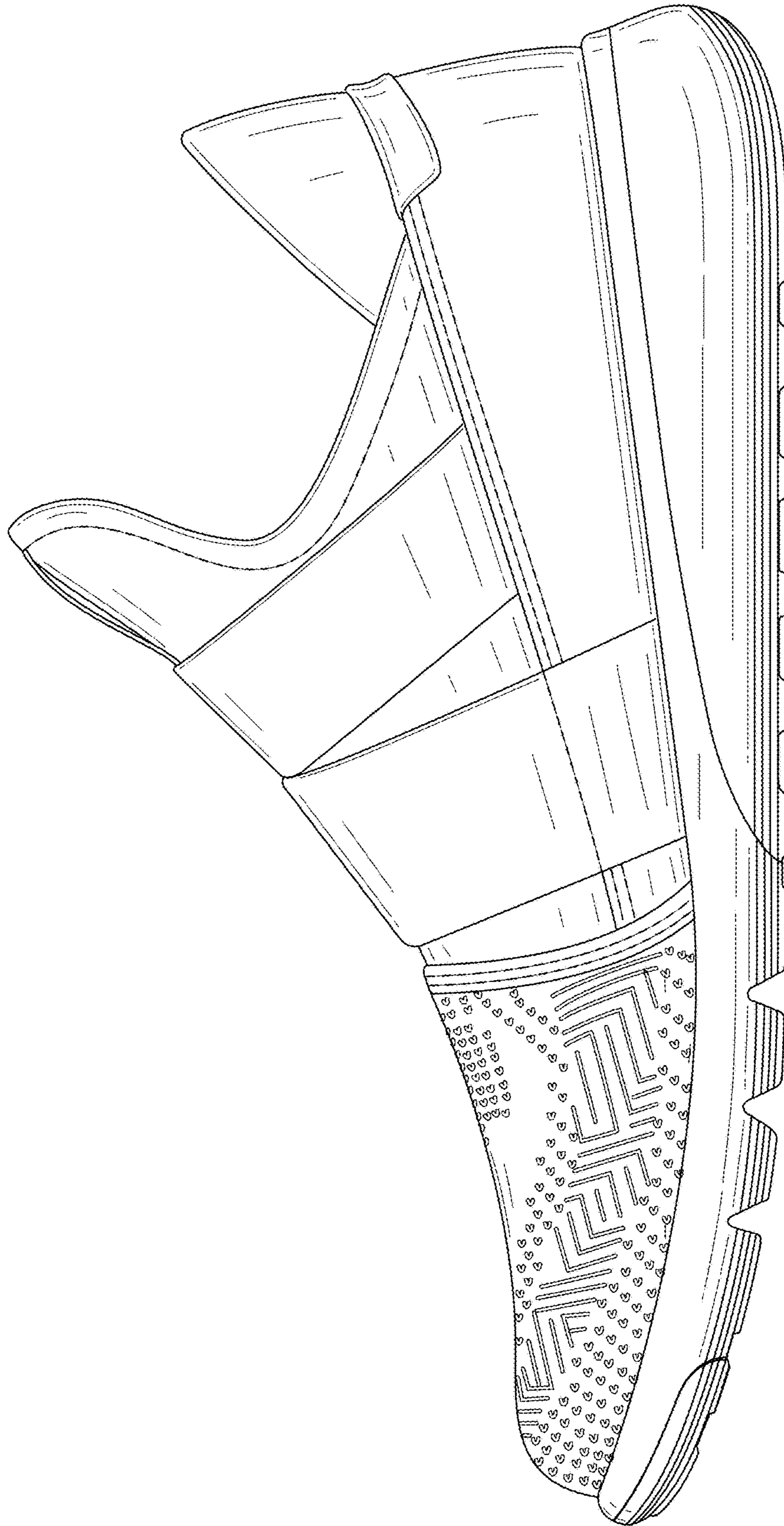
1.2



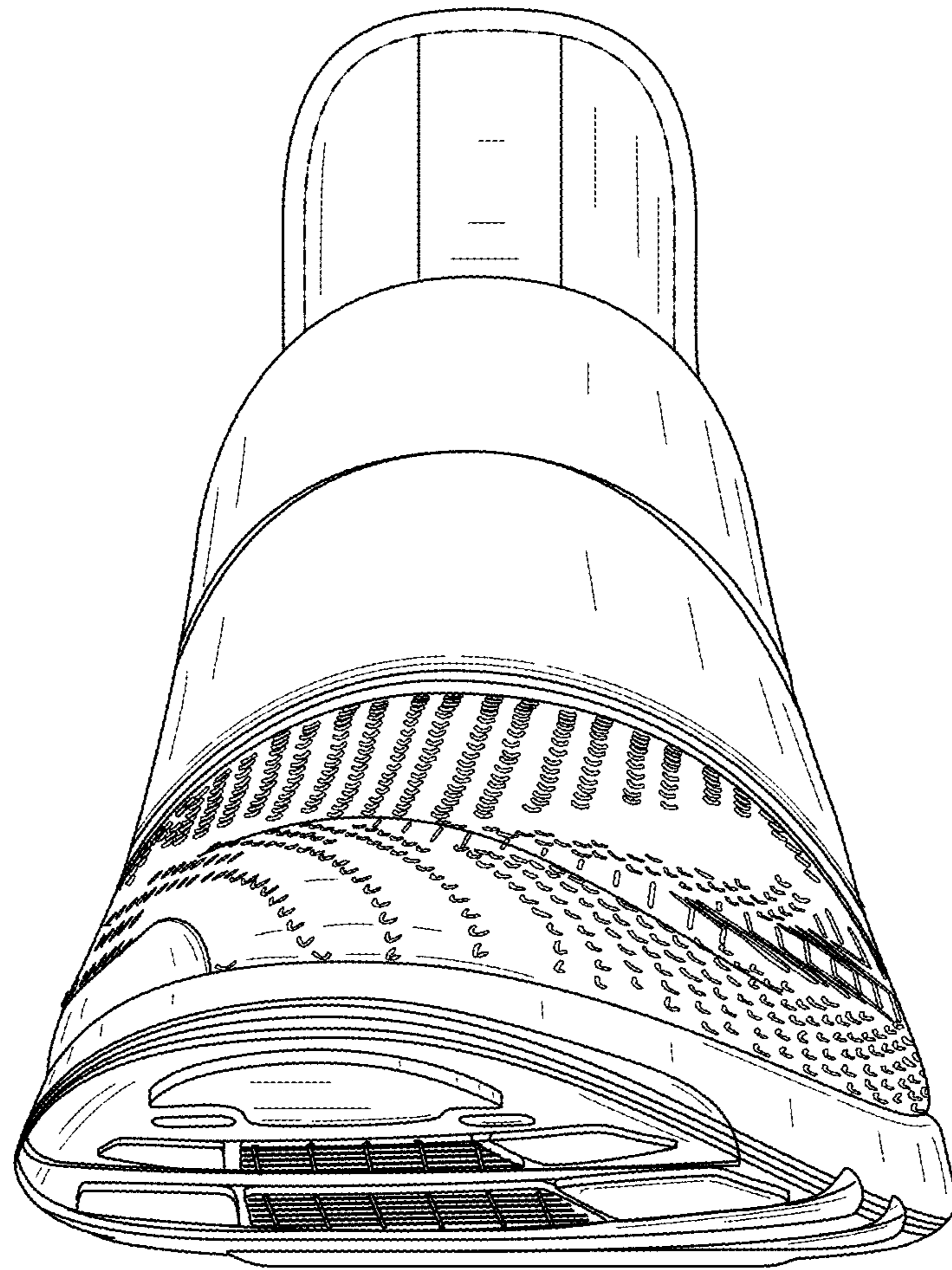
1.3



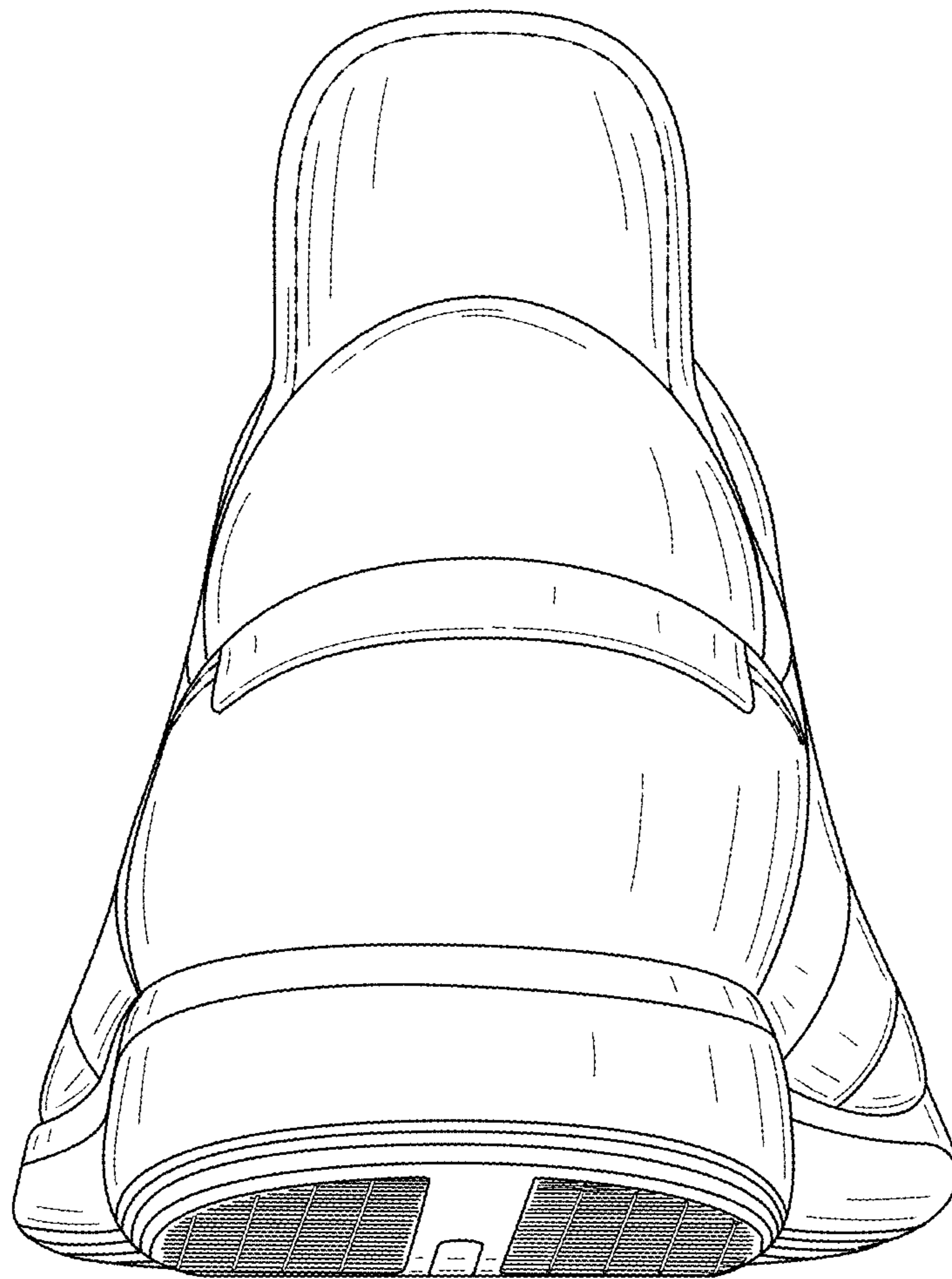
1.4



1.5



1.6



1.7

UNITED STATES PATENT AND TRADEMARK OFFICE
CERTIFICATE OF CORRECTION

PATENT NO. : D806,995 S
APPLICATION NO. : 35/501444
DATED : January 9, 2018
INVENTOR(S) : Niki Tæstensen et al.

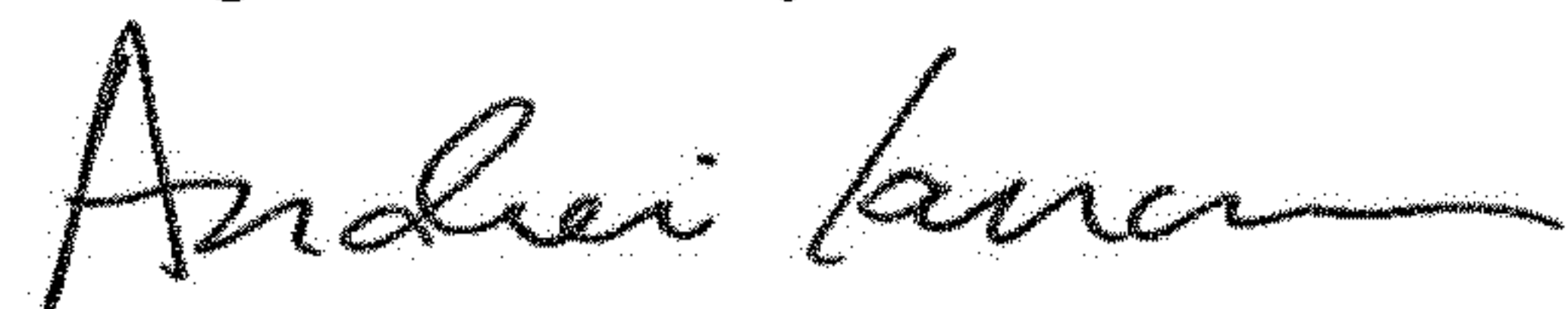
Page 1 of 1

It is certified that error appears in the above-identified patent and that said Letters Patent is hereby corrected as shown below:

On the Title Page

Column 2, below “Assistant Examiner – Jennifer Watkins”, insert
--(74) *Attorney, Agent, or Firm* – Finnegan, Henderson, Farabow, Garrett & Dunner LLP--.

Signed and Sealed this
Eighteenth Day of June, 2019



Andrei Iancu
Director of the United States Patent and Trademark Office