



US00D806994S

(12) **United States Design Patent** (10) **Patent No.:** **US D806,994 S**
Malkin et al. (45) **Date of Patent:** **** *Jan. 9, 2018**

(54) **SHOE COVER**

(71) Applicant: **Pleut PIEDS LLC**, Highland Park, IL (US)

(72) Inventors: **Katherine L Malkin**, Highland Park, IL (US); **Martin Thaler**, Chicago, IL (US); **Sung Jang**, Park Ridge, IL (US)

(73) Assignee: **PLEUT PIEDS LLC**, Highland Park, IL (US)

(*) Notice: This patent is subject to a terminal disclaimer.

(**) Term: **15 Years**

(21) Appl. No.: **29/547,392**

(22) Filed: **Dec. 3, 2015**

(51) **LOC (11) Cl.** **02-04**

(52) **U.S. Cl.**
USPC **D2/909**

(58) **Field of Classification Search**
USPC D2/909, 919-926, 939
CPC A43B 3/10; A43B 3/14; A43B 3/16; A43B 3/18; A43B 3/20; A43B 3/101; A43B 3/102; A43B 3/106; A43B 3/107; A43B 3/108; A43B 3/163; A43B 3/166; A43B 1/14; A43B 1/00; A43B 1/009; A43B 1/063
See application file for complete search history.

4,850,122 A * 7/1989 Schwab, Jr. A43B 3/20 36/100
D305,275 S * 1/1990 Kemna D2/915
D305,277 S * 1/1990 Kemna D2/915
D307,071 S * 4/1990 Kemna D2/915
D333,718 S * 3/1993 Detmer D2/939
(Continued)

OTHER PUBLICATIONS

Office Action for Japanese Design Application No. 2016-0112863 and a letter, dated Jan. 30, 2017, to Christopher Ferenc with a summary in English of the Office Action.
(Continued)

Primary Examiner — Eric Goodman
Assistant Examiner — Jennifer Campbell
(74) *Attorney, Agent, or Firm* — Katten Muchin Rosenman LLP

(57) **CLAIM**

The ornamental design for the shoe cover, as shown and described.

DESCRIPTION

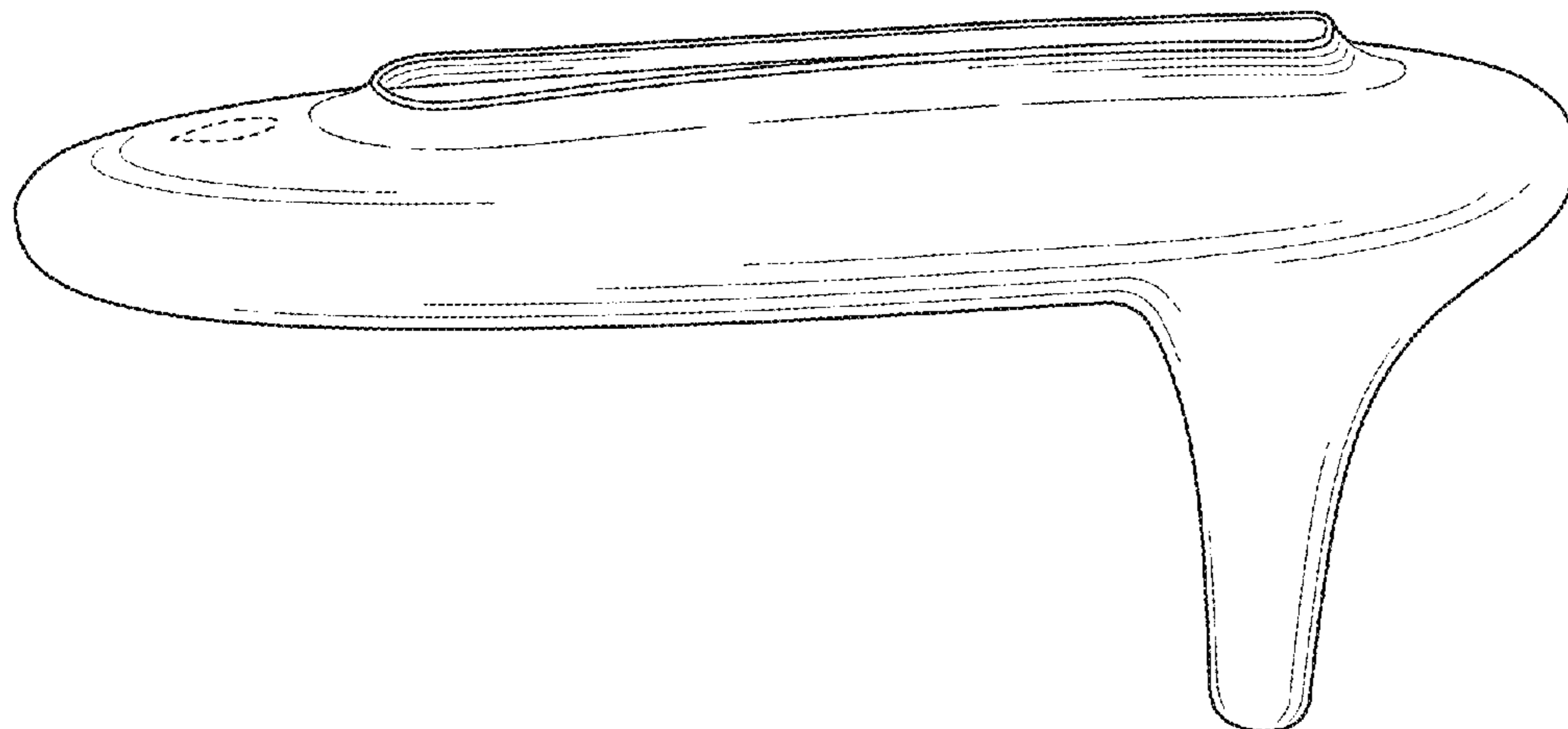
FIG. 1 is a front perspective view of a shoe cover of the present invention;
FIG. 2 is a first side view of the shoe cover of the present invention;
FIG. 3 is a second side view of the shoe cover of the present invention;
FIG. 4 is a frontal view of the shoe cover of the present invention;
FIG. 5 is a rear view of the shoe cover of the present invention;
FIG. 6 is a top plan view of the shoe cover of the present invention; and,
FIG. 7 is a bottom plan view of the shoe cover of the present invention.
The broken lines in the drawings represent unclaimed subject matter and form no part of the claim.

1 Claim, 4 Drawing Sheets

(56) **References Cited**

U.S. PATENT DOCUMENTS

D106,644 S * 10/1937 Benjamin D2/939
D117,950 S * 12/1939 Gruensfelder D2/939
3,141,247 A * 7/1964 Mackay A43B 3/16 36/7.1 R
D200,897 S * 4/1965 Mitchell D2/919
D283,751 S * 5/1986 Haber D2/915
D296,720 S * 7/1988 Martin D2/915



(56)

References Cited

U.S. PATENT DOCUMENTS

D337,868	S	*	8/1993	Ikezawa	D2/909
D346,060	S	*	4/1994	Martinez	D2/915
D362,538	S	*	9/1995	Ikezawa	D2/909
D428,549	S	*	7/2000	Ruffin	D2/925
D630,826	S	*	1/2011	Boyer	D2/909
D698,533	S	*	2/2014	Peterson	D2/915
D726,999	S	*	4/2015	Malkin	D2/909
D727,000	S	*	4/2015	Malkin	D2/909
D728,207	S	*	5/2015	Wright	D2/915
D757,404	S	*	5/2016	Stevenson	D2/909
D758,707	S	*	6/2016	Malkin	D2/909
D770,734	S	*	11/2016	Malkin	D2/909
D770,735	S	*	11/2016	Malkin	D2/909

OTHER PUBLICATIONS

Office Action for Canadian Industrial Design Application No.
168807, dated Jan. 16, 2017.

* cited by examiner

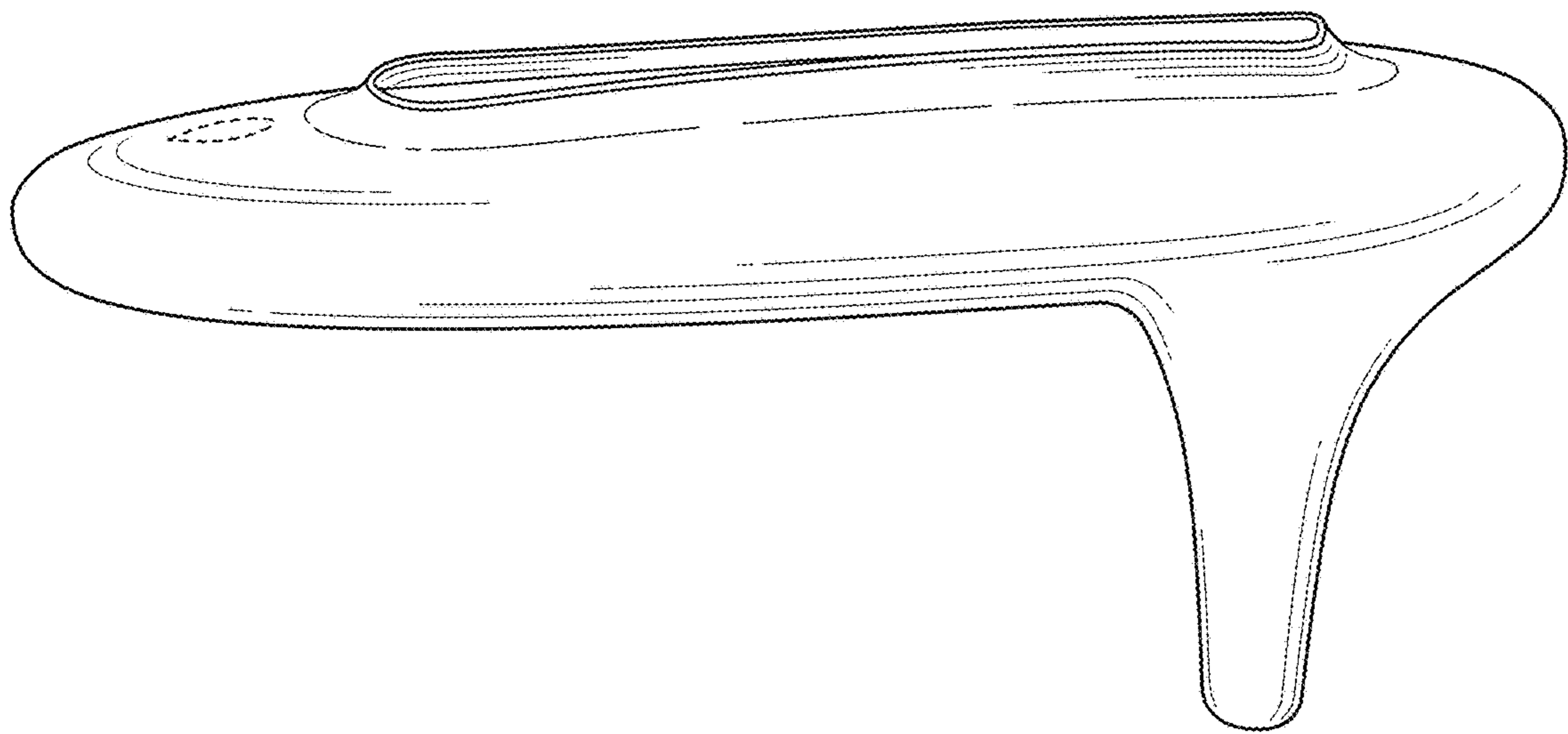


FIG. 1

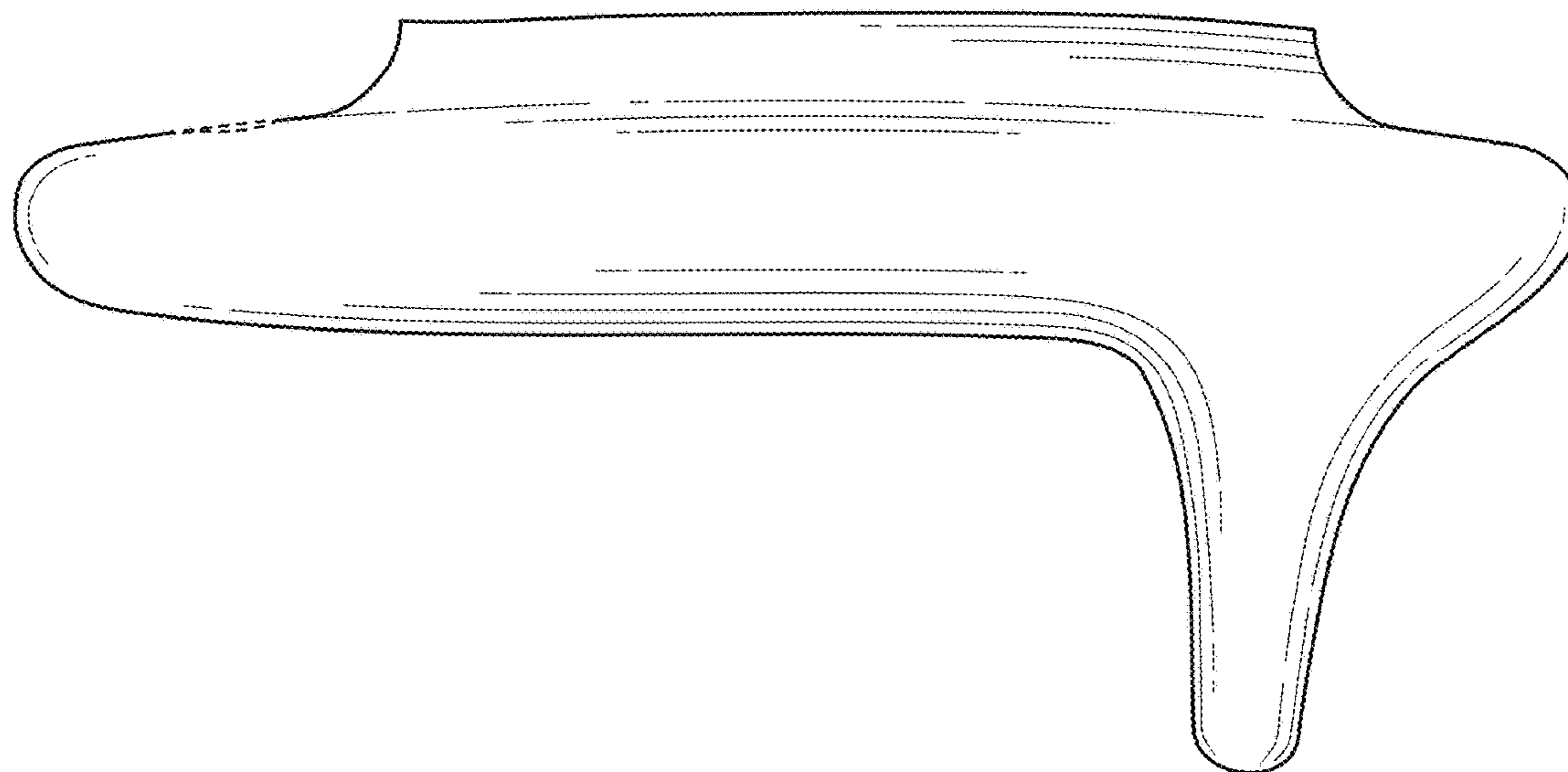


FIG. 2

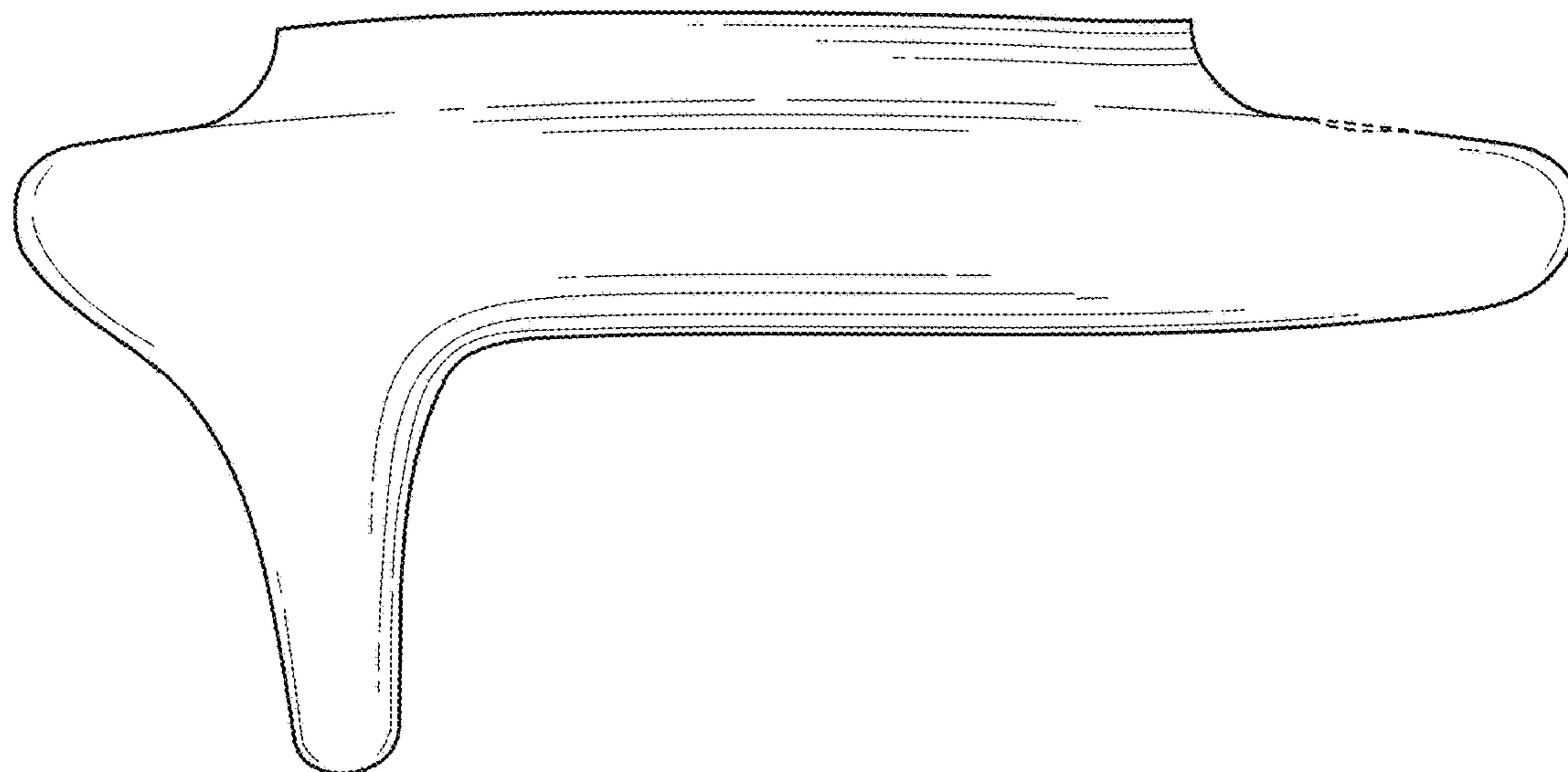


FIG. 3

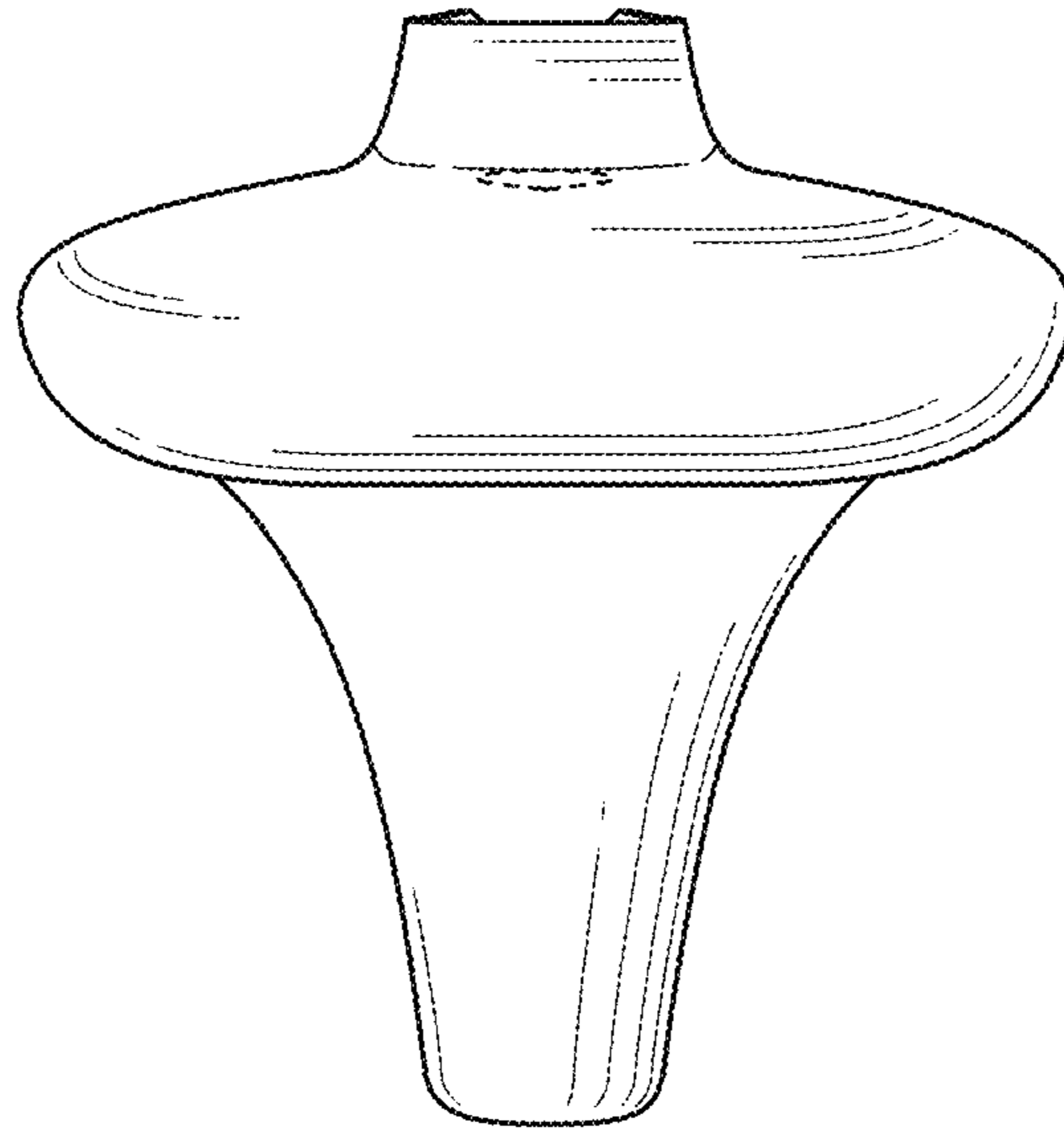


FIG. 4

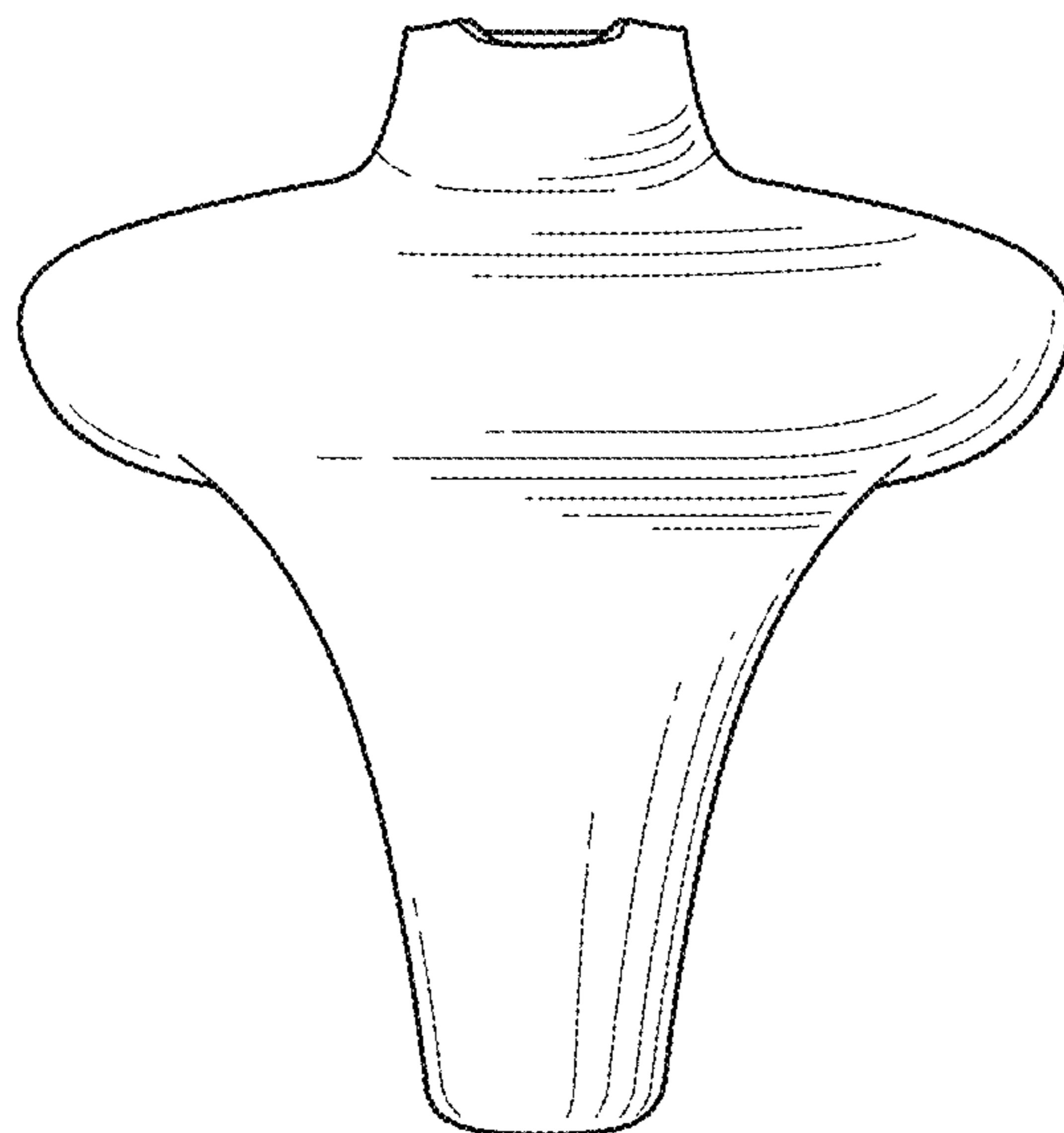


FIG. 5

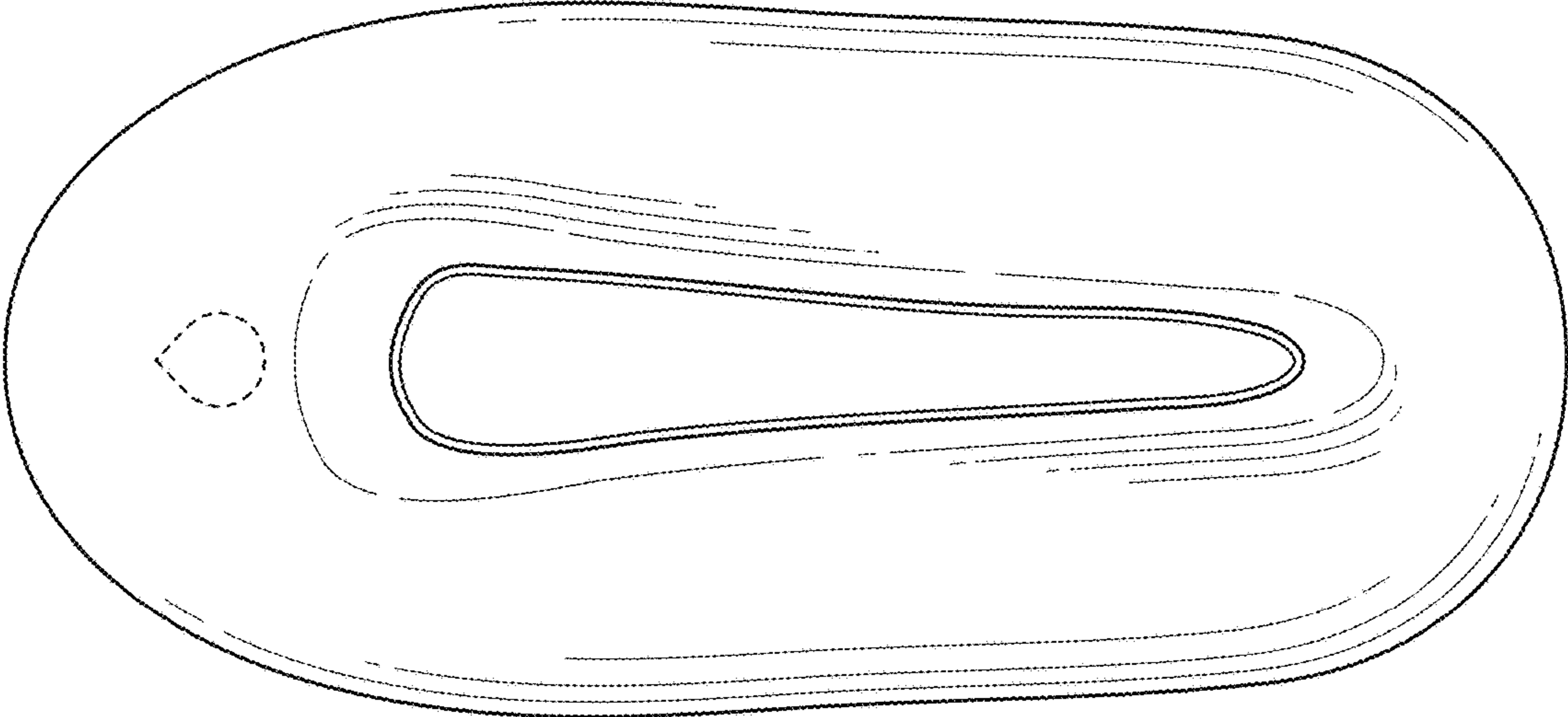


FIG. 6

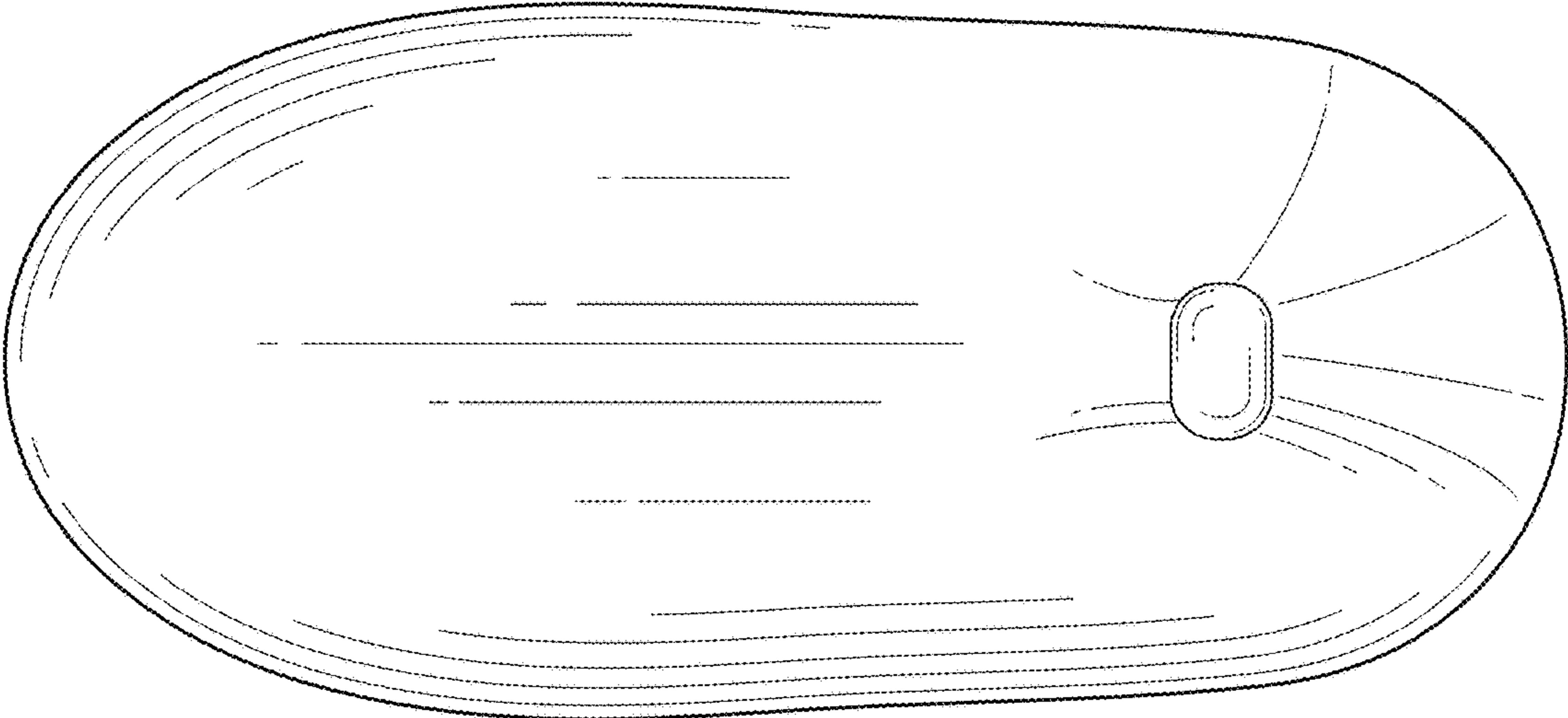


FIG. 7