



US00D806987S

(12) **United States Design Patent**
Darmour

(10) **Patent No.:** **US D806,987 S**
(45) **Date of Patent:** **** Jan. 9, 2018**

(54) **JACKET**

(71) Applicant: **NIKE, Inc.**, Beaverton, OR (US)

(72) Inventor: **Rob Darmour**, Portland, OR (US)

(73) Assignee: **NIKE, Inc.**, Beaverton, OR (US)

(**) Term: **15 Years**

(21) Appl. No.: **29/545,749**

(22) Filed: **Nov. 16, 2015**

(51) **LOC (11) Cl.** **02-02**

(52) **U.S. Cl.**
USPC **D2/834**

(58) **Field of Classification Search**
USPC D2/828–831, 833–834, 839–841,
D2/844–848, 850; 2/69, 84, 87, 90, 93,
2/96, 98, 100, 108, 125, 128–129, 247,
2/236
CPC A41D 15/00; A41D 3/005; A41D 13/001;
A41D 13/0512; A41D 13/0518; A41D
13/00; A41D 13/11; A41D 13/002; A41D
2200/20; A41D 1/02; A41D 1/04; A41D
27/10; A41D 27/285; A41D 27/201;
A41D 27/204

See application file for complete search history.

(56) **References Cited**

U.S. PATENT DOCUMENTS

- 3,381,307 A * 5/1968 Shingler A41D 13/01
2/252
- D259,746 S * 7/1981 Dahlgard D2/750
- 4,507,806 A * 4/1985 Coombs A41D 13/00
2/85
- D402,787 S * 12/1998 Kerr D2/828
- 6,675,390 B1 * 1/2004 Chang A41D 3/00
2/96
- D526,465 S * 8/2006 Rindle D2/828
- D526,467 S * 8/2006 Kent D2/828
- D529,687 S * 10/2006 Rindle D2/828

- D531,783 S * 11/2006 Collier D2/828
- D534,335 S * 1/2007 Collier D2/836
- D587,434 S * 3/2009 Aird D2/828
- D588,339 S * 3/2009 Dudzik D2/826
- D714,527 S * 10/2014 Borovicka D2/839
- D731,152 S * 6/2015 Savage D2/828
- D757,397 S * 5/2016 Huang D2/828
- D758,697 S * 6/2016 Clark D2/828
- D774,732 S * 12/2016 Skurla, III D2/828

(Continued)

OTHER PUBLICATIONS

Aerotech designs cycle wear: Aero Tech Men's Softshell Cycling Jacket—Windproof, Thermal, WaterProof Lining <http://www.aerotechdesigns.com/aetedemewith.html>. copyright 2017. Earliest Review Feb. 23, 2012.*

Primary Examiner — Eric L Goodman
Assistant Examiner — Amy C Wierenga

(74) *Attorney, Agent, or Firm* — Shook, Hardy and Bacon L.L.P.

(57) **CLAIM**

The ornamental design for a jacket, as shown and described.

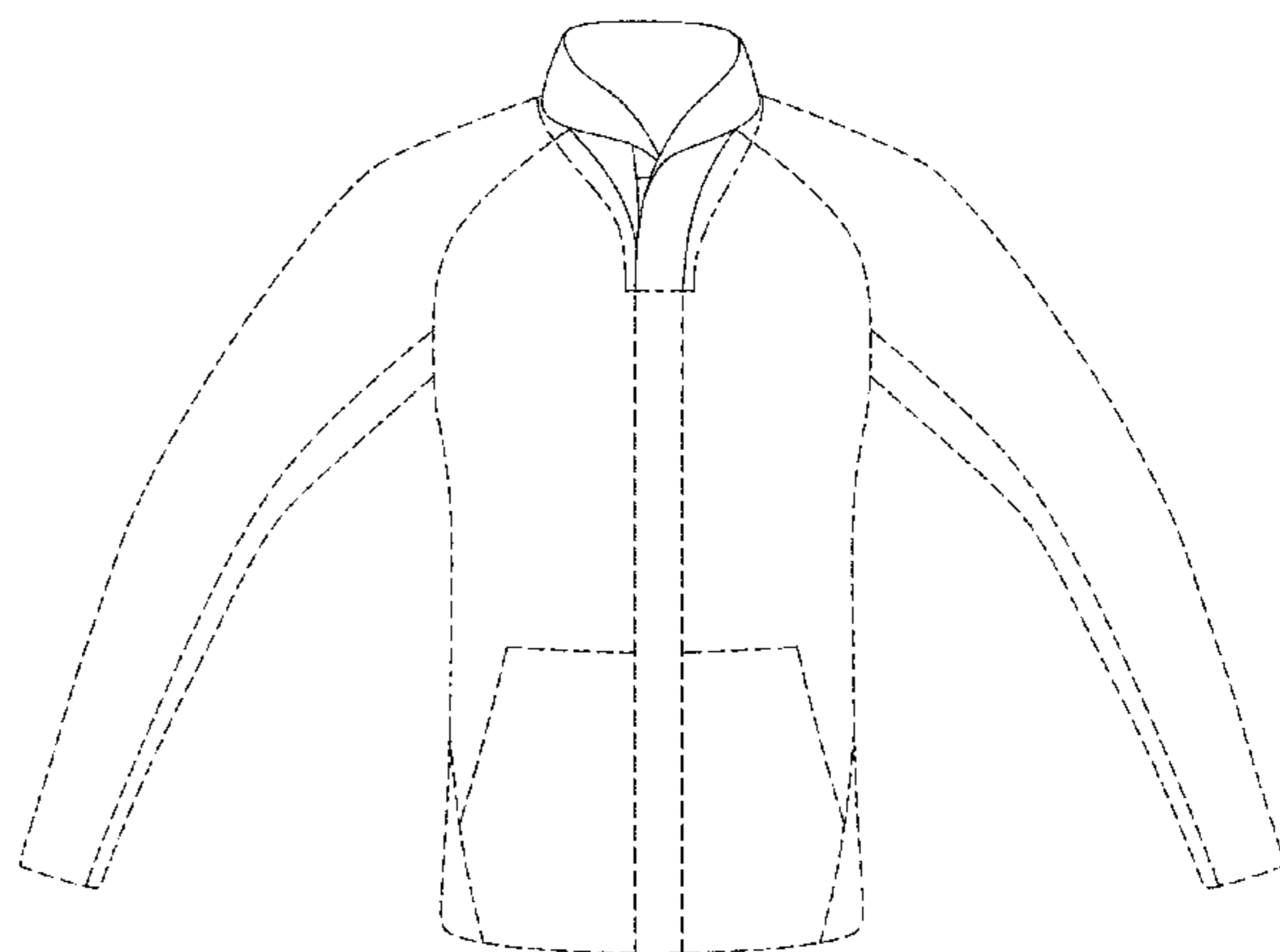
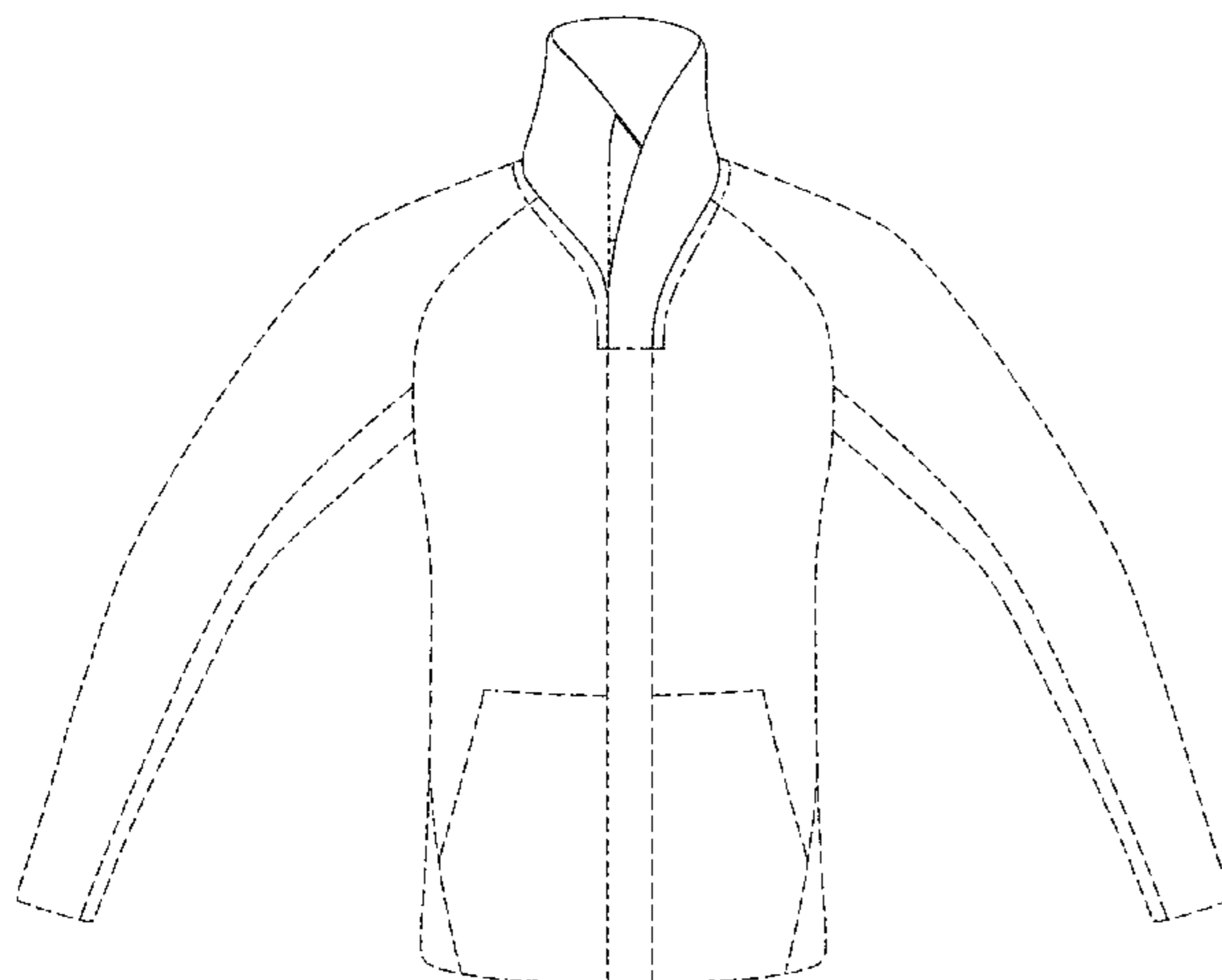
DESCRIPTION

FIG. 1 is a right front perspective view of a jacket according to the present design;
FIG. 2 is a front view thereof;
FIG. 3 is an alternative front view thereof;
FIG. 4 is a right side view thereof;
FIG. 5 is a left side view thereof;
FIG. 6 is a back view thereof; and,
FIG. 7 is a top-down view thereof.

The evenly spaced broken lines shown in the drawings depict environment only and form no part of the claimed design.

The long and short broken lines are boundary lines that form no part of the claim.

1 Claim, 5 Drawing Sheets



(56)

References Cited

U.S. PATENT DOCUMENTS

D783,230 S * 4/2017 Darmour D2/731
2008/0184454 A1 * 8/2008 Collier A41D 1/06
2/93

* cited by examiner

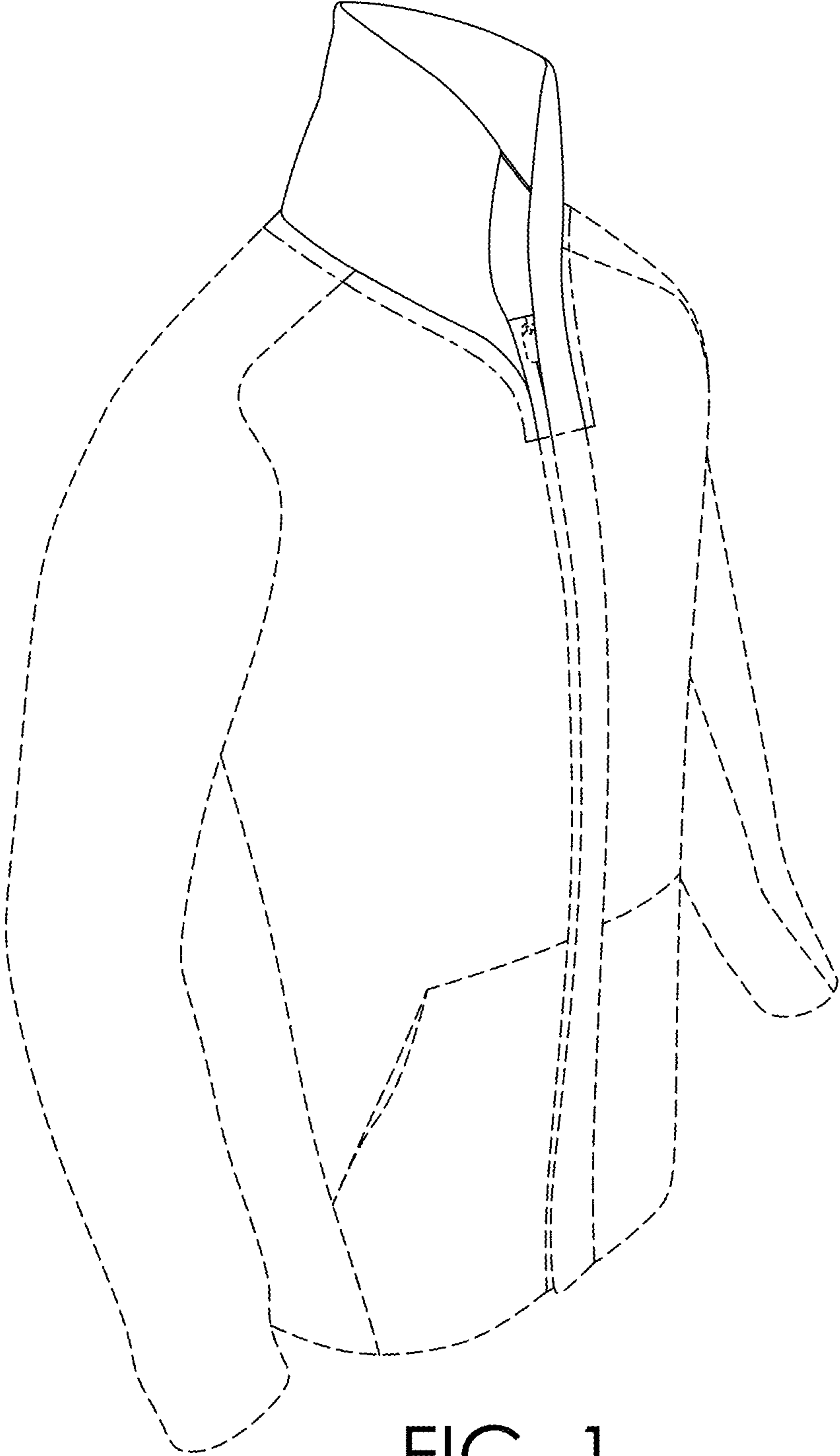


FIG. 1

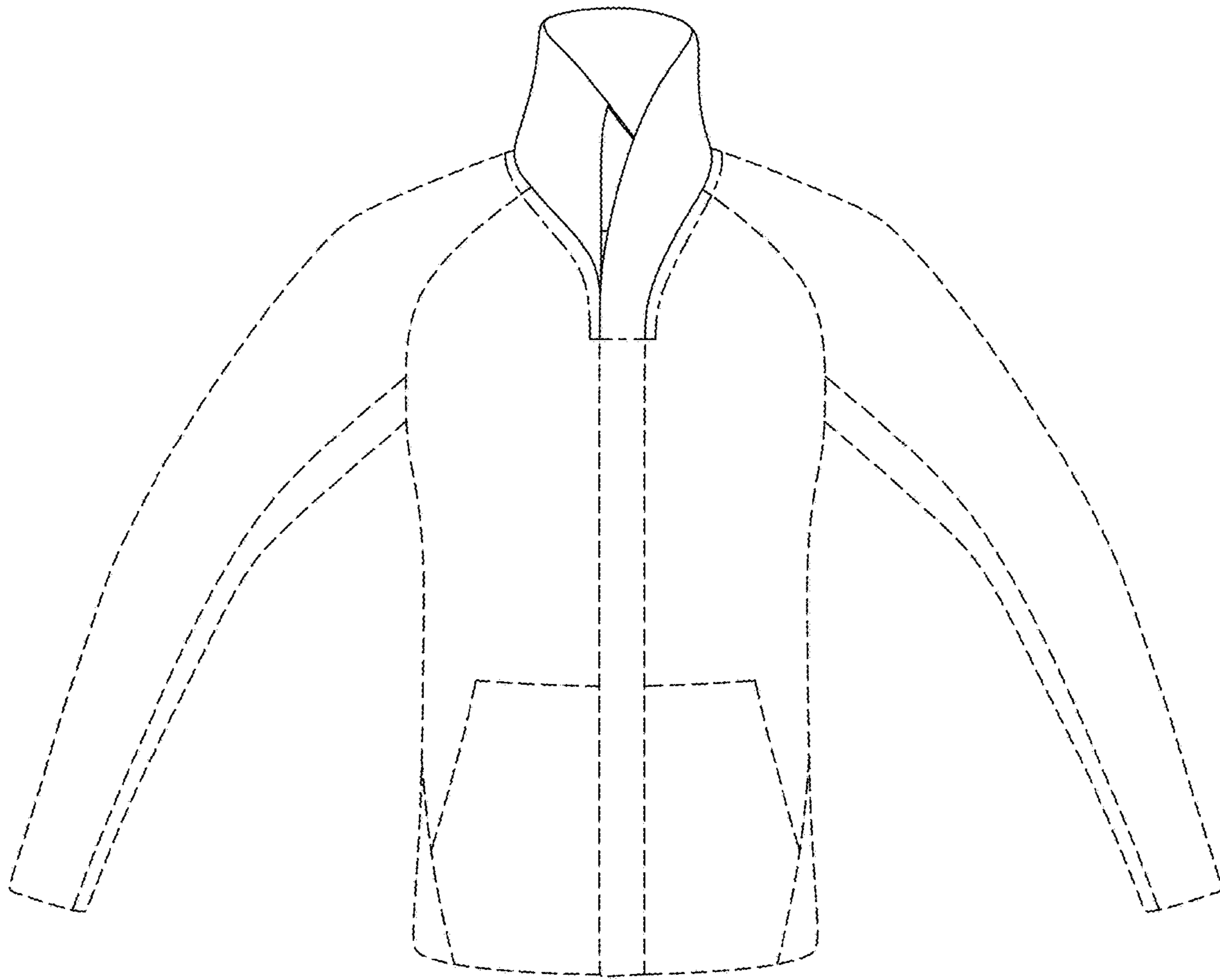


FIG. 2

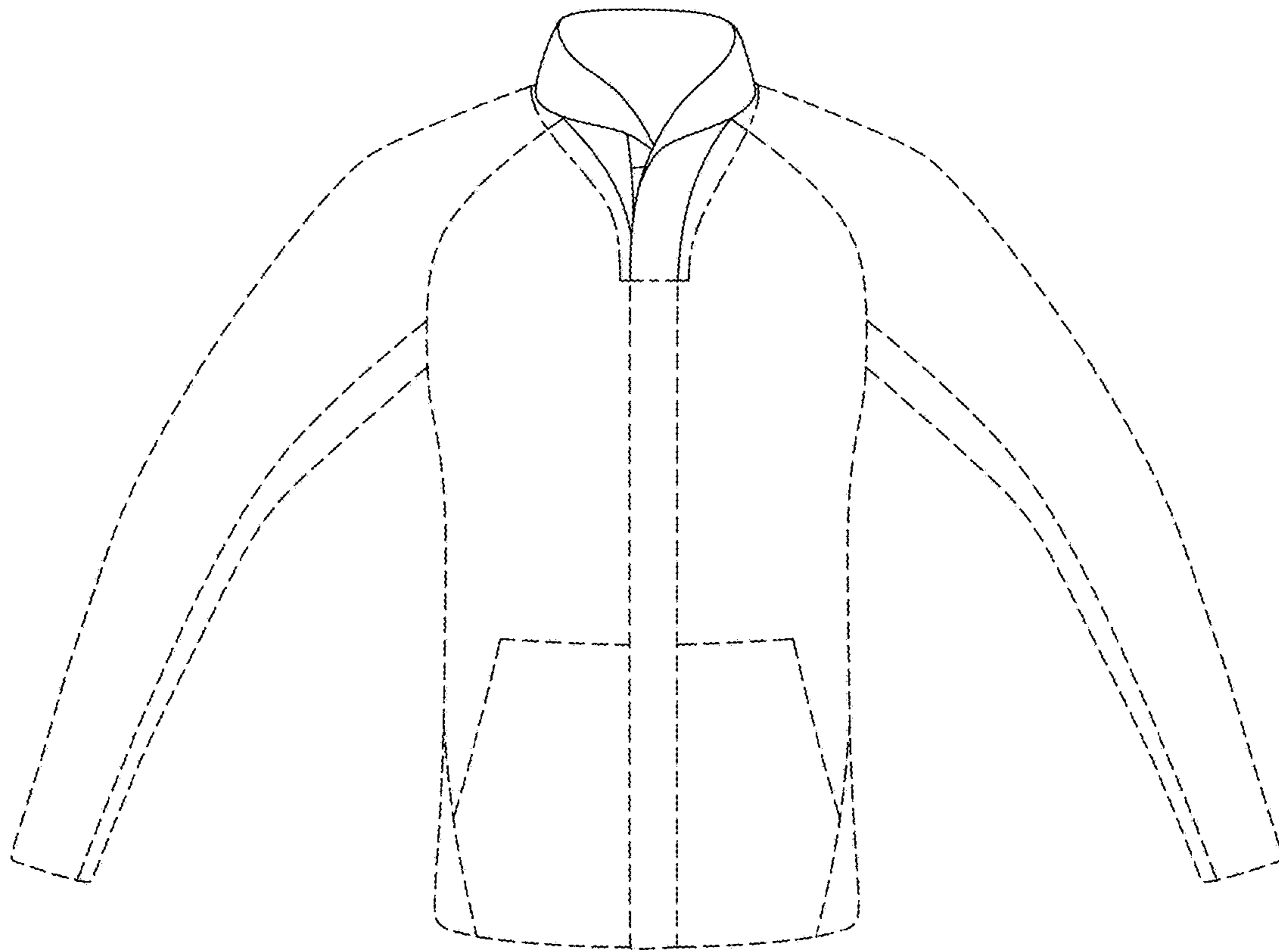


FIG. 3




FIG. 4

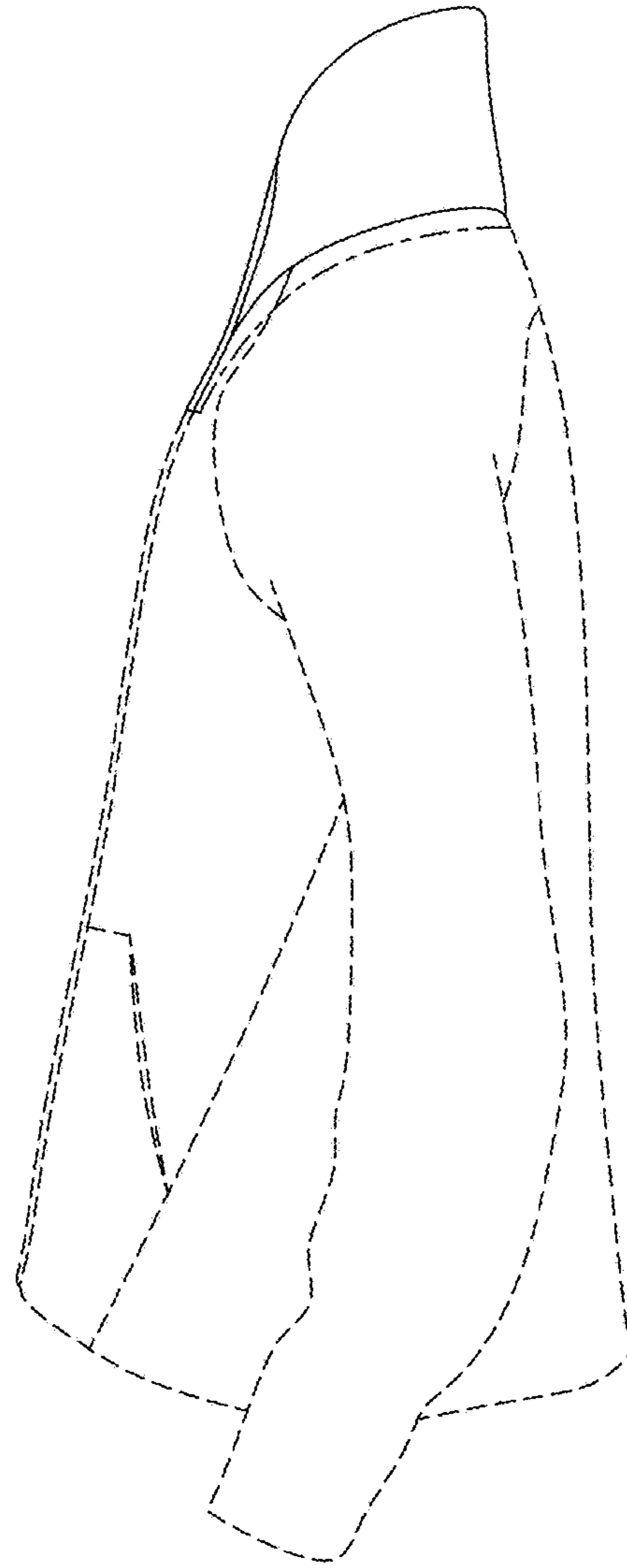


FIG. 5

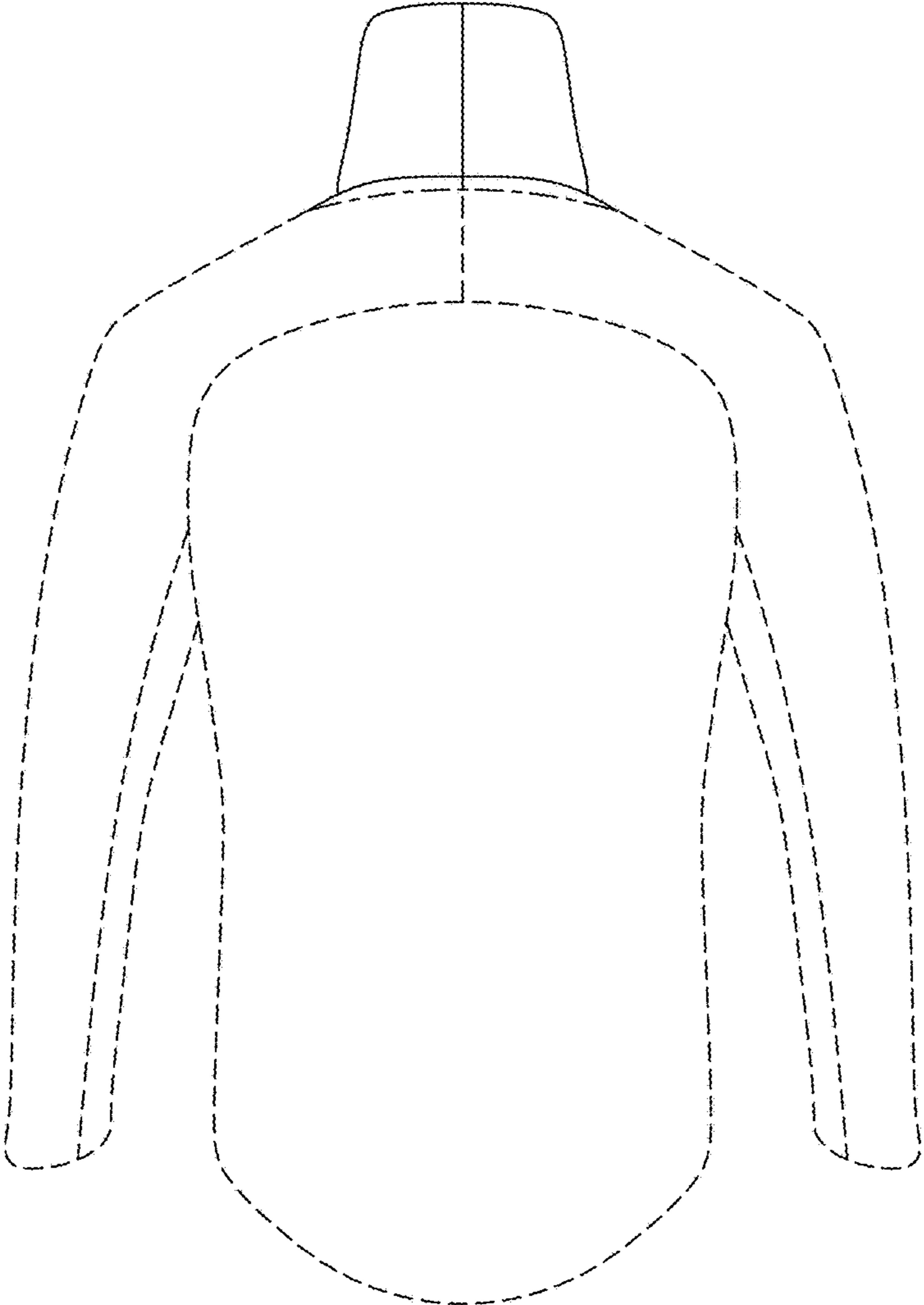


FIG. 6

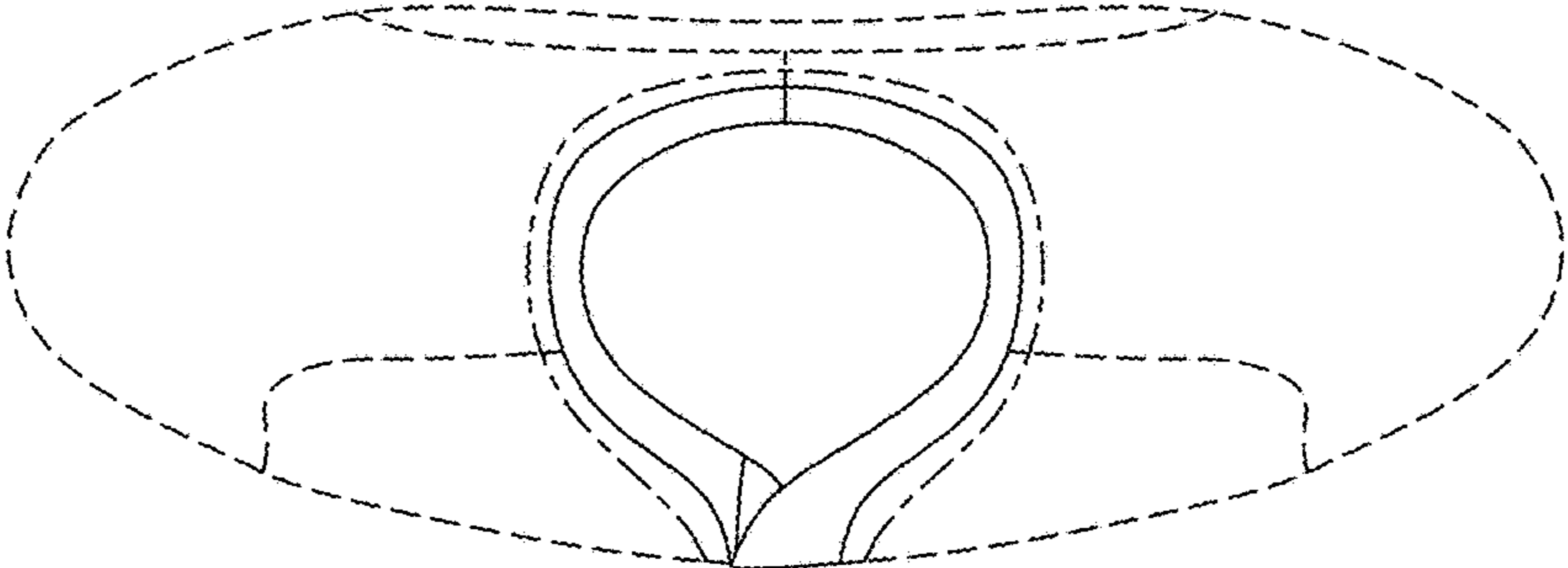


FIG. 7