



US00D806946S

(12) **United States Design Patent**
Deahj

(10) **Patent No.:** **US D806,946 S**
(45) **Date of Patent:** **** Jan. 2, 2018**

- (54) **SMOKER'S UTILITY HOLDER**
- (71) Applicant: **Richard S Deahj**, Smyrna, GA (US)
- (72) Inventor: **Richard S Deahj**, Smyrna, GA (US)
- (73) Assignee: **Richard Stewart Deahl**, Dallas, GA (US)
- (**) Term: **15 Years**
- (21) Appl. No.: **29/620,109**
- (22) Filed: **Jul. 5, 2016**
- (51) **LOC (11) Cl.** **27-02**
- (52) **U.S. Cl.**
USPC **D27/172**
- (58) **Field of Classification Search**
USPC D27/172-176, 141-144, 146, 147;
131/330, 180; 431/253
CPC A24D 1/12; F23Q 2/36; F23Q 2/38
See application file for complete search history.

- D641,971 S * 7/2011 Shibata D3/206
- 8,113,343 B2 * 2/2012 Åkerlind A24F 19/0085
- 131/231
- D770,677 S * 11/2016 Van Keppel D27/141

* cited by examiner

Primary Examiner — Susan Bennett Hattan
Assistant Examiner — Rebecca Tsehaye
(74) *Attorney, Agent, or Firm* — Richard S. Deahl

(57) **CLAIM**

The ornamental design for the smoker's utility holder, as shown and described.

DESCRIPTION

FIG. 1 is a perspective view of the smoker's utility holder according to the present invention, with the holder's top lid removed, the broken line disclosure of a bat and a lighter being shown for illustrative purposes only and not forming part of the claimed design;

FIG. 2 is a perspective view of the smoker's utility holder, with its top lid closed;

FIG. 3 is a top plan view thereof;

FIG. 4 is a front elevational view thereof;

FIG. 5 is a bottom plan view thereof;

FIG. 6 is a top plan view of the smoker's utility holder, with its top lid removed;

FIG. 7 is a back elevational view thereof;

FIG. 8 is a left side elevational view of the smoker's utility holder, with its top lid closed;

FIG. 9 is a right side elevational view of the smoker's utility holder, with its top lid removed;

FIG. 10 is a top exploded view of the smoker's utility holder, with its top lid and bottom closure removed;

FIG. 11 is a bottom exploded view thereof; and,

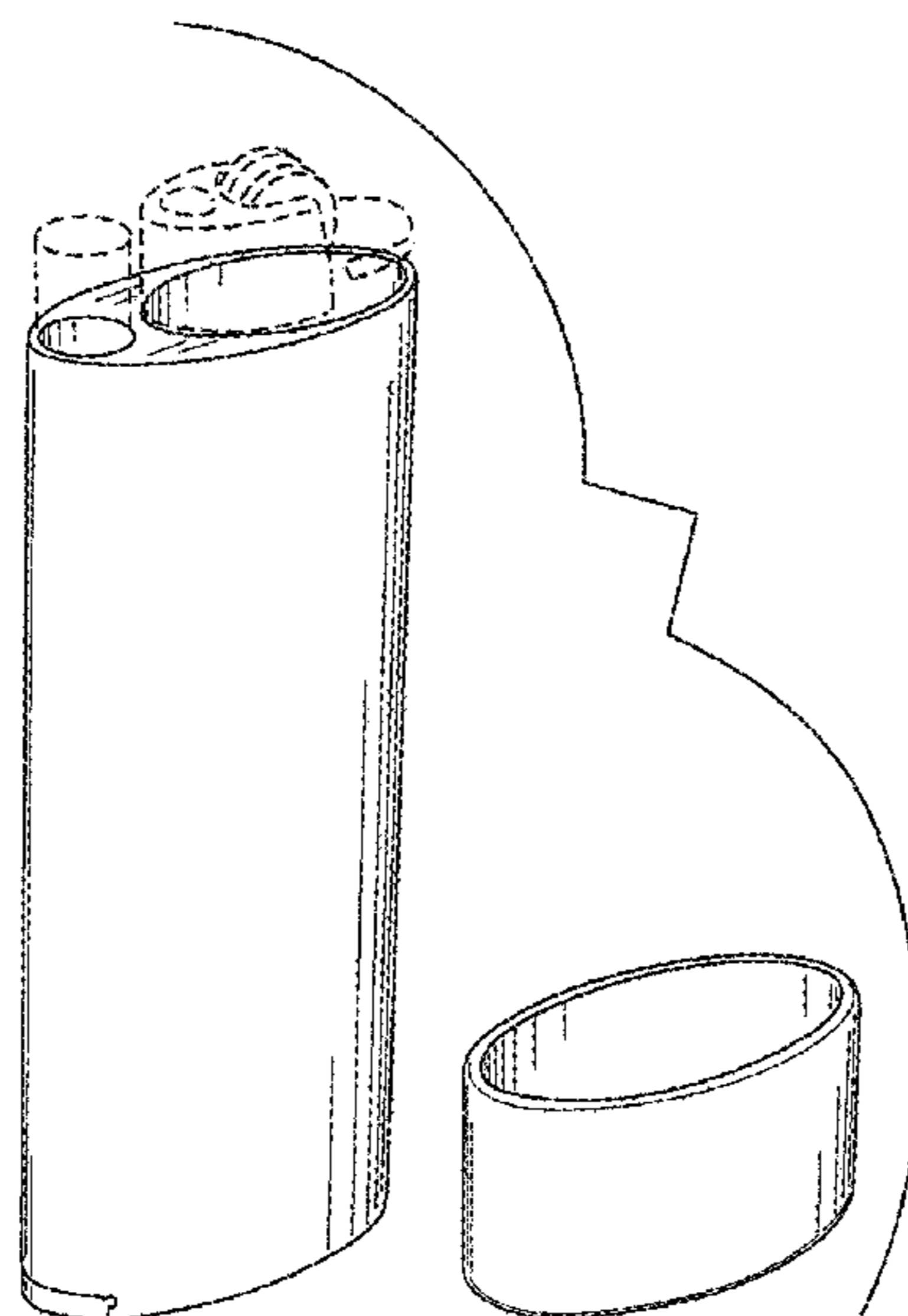
FIG. 12 is a cross-section of the smoker's utility holder taken on line 12-12 of FIG. 3.

1 Claim, 3 Drawing Sheets

(56) **References Cited**

U.S. PATENT DOCUMENTS

- 4,214,658 A * 7/1980 Crow A24F 23/04
206/236
- 4,230,224 A * 10/1980 Weeks A24F 15/18
206/87
- D271,048 S * 10/1983 Caguco D27/144
- 4,852,729 A * 8/1989 Conte A24F 15/18
206/236
- 4,901,848 A * 2/1990 Parren F23Q 2/36
206/86
- D351,043 S * 9/1994 Parker D27/154
- D456,094 S * 4/2002 Robinson D27/142
- D472,341 S * 3/2003 Cohen Harel D27/141
- D527,140 S * 8/2006 Harel D27/141
- 7,717,259 B2 * 5/2010 Hatton A24F 9/00
206/236
- D634,890 S * 3/2011 Santoro D27/144



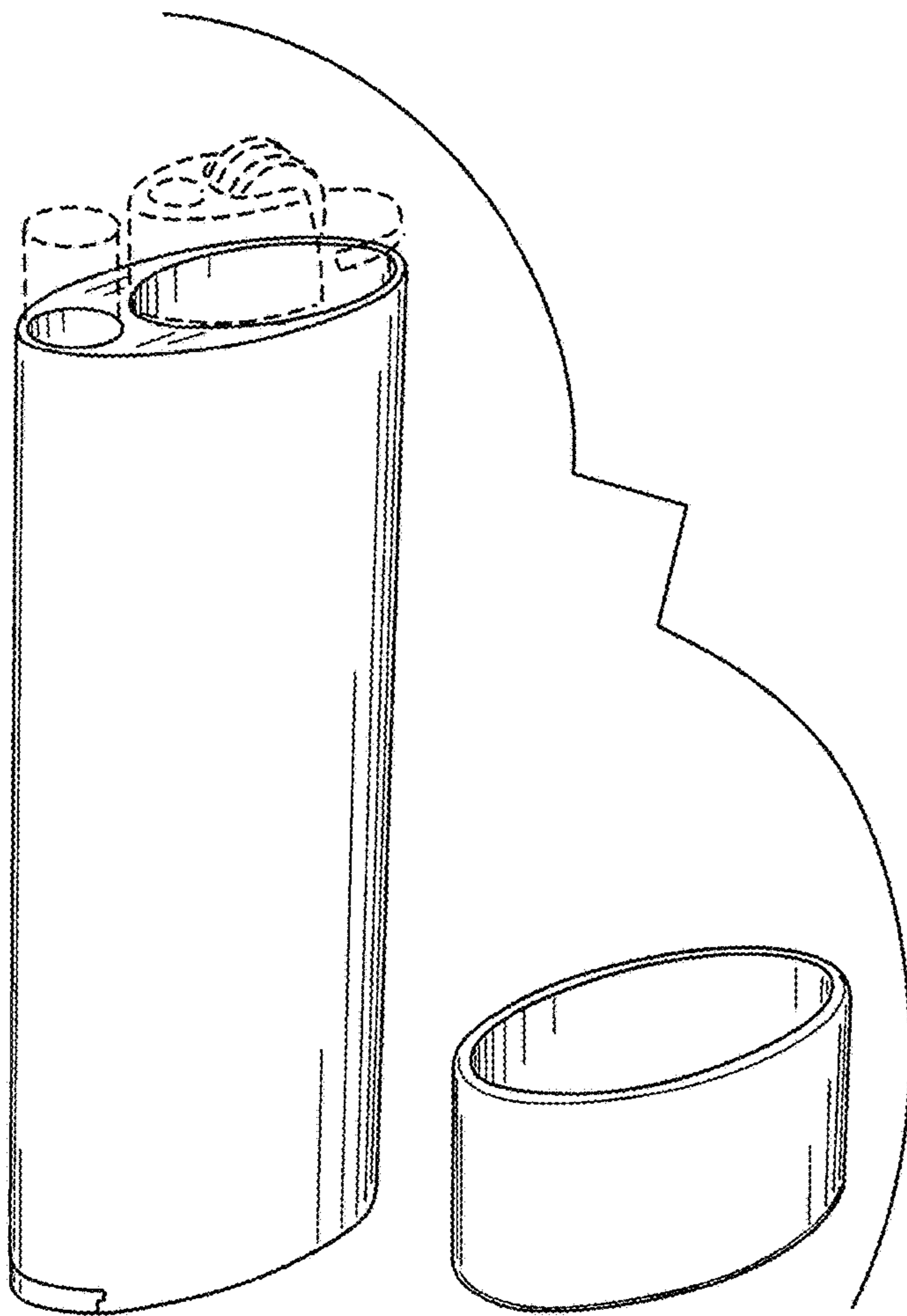


Fig. 1

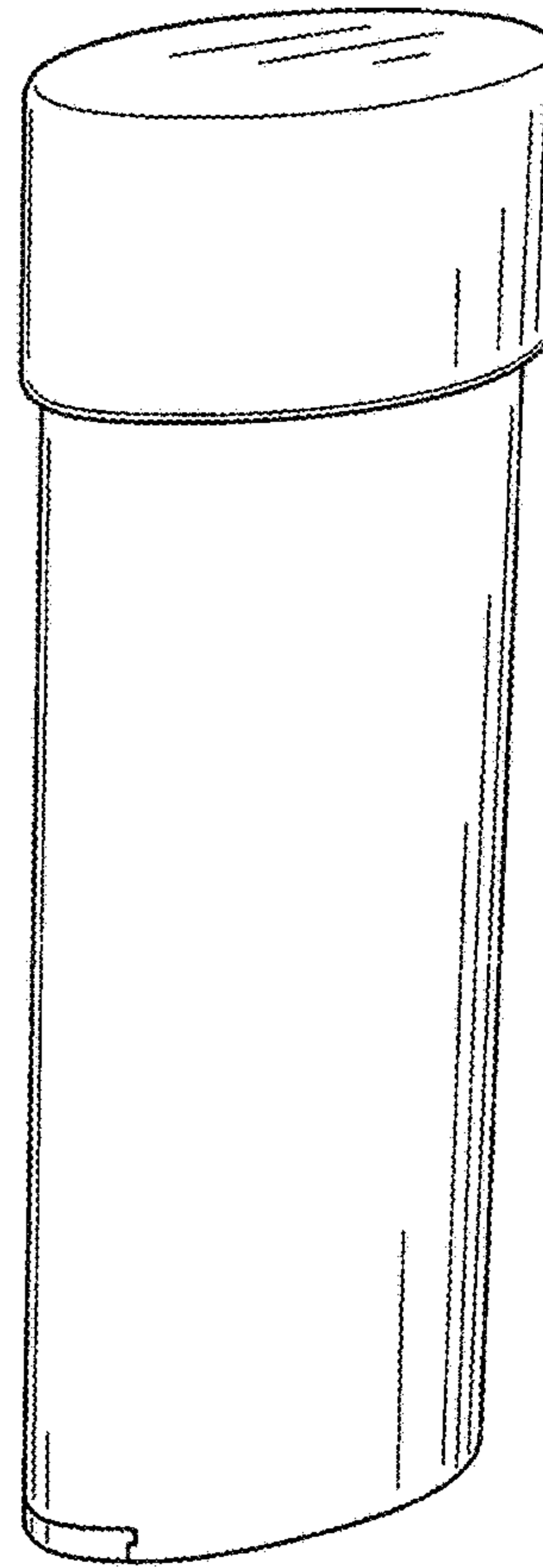


Fig. 2



Fig. 3

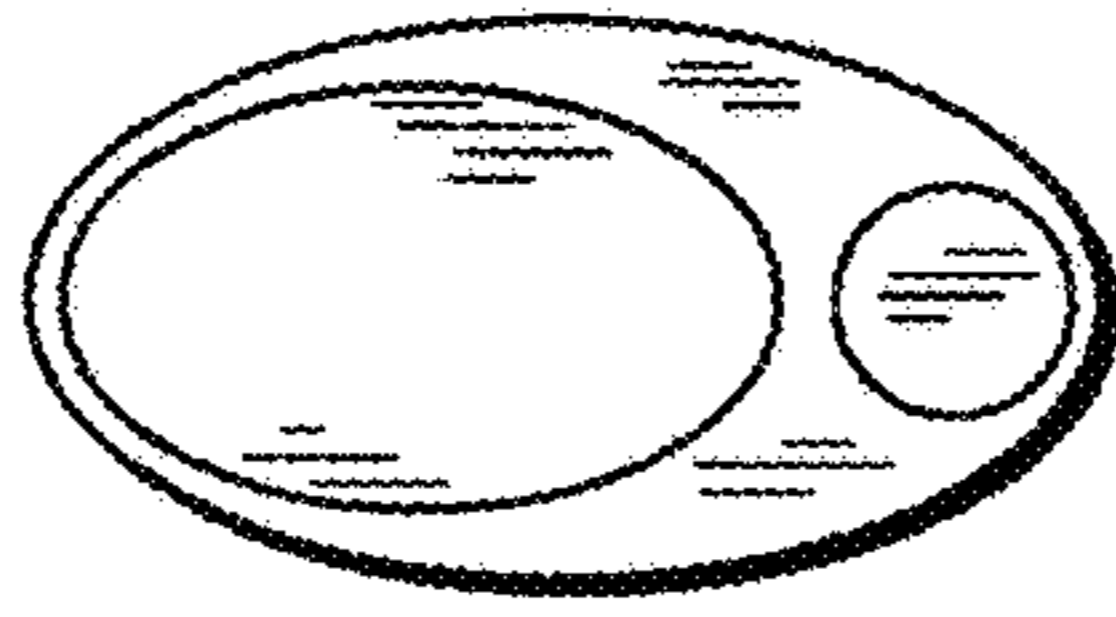


Fig. 6

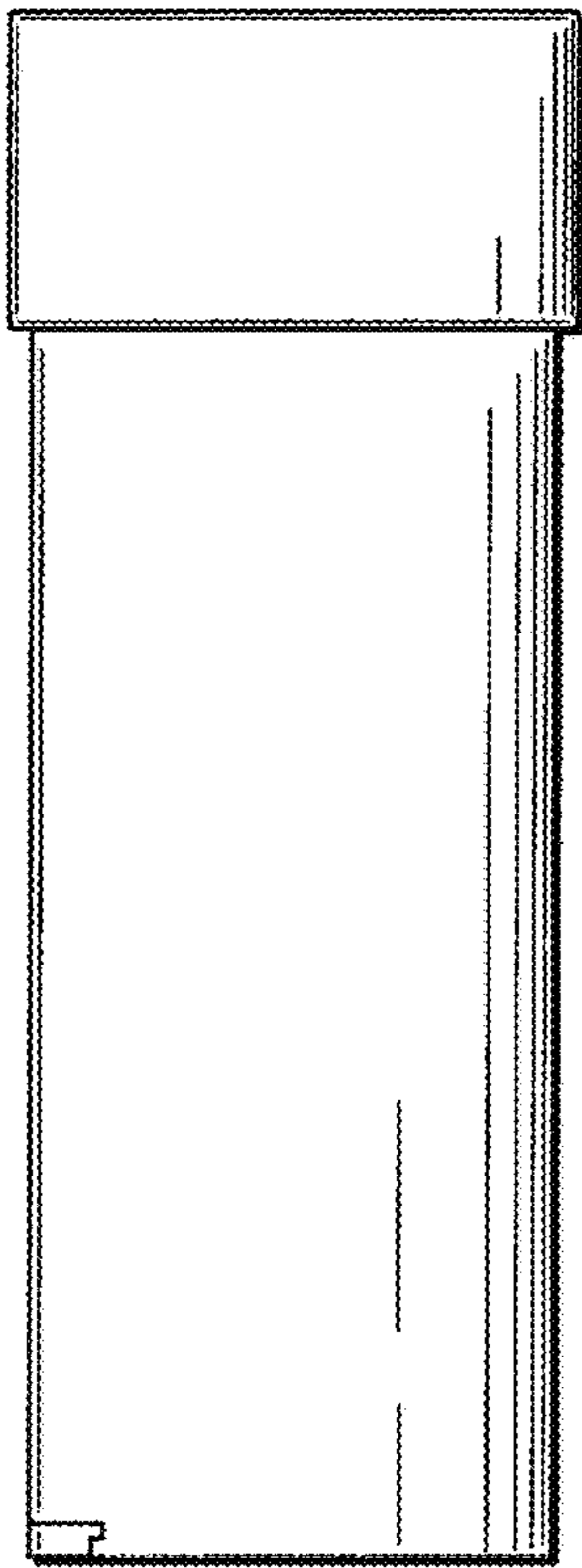


Fig. 4

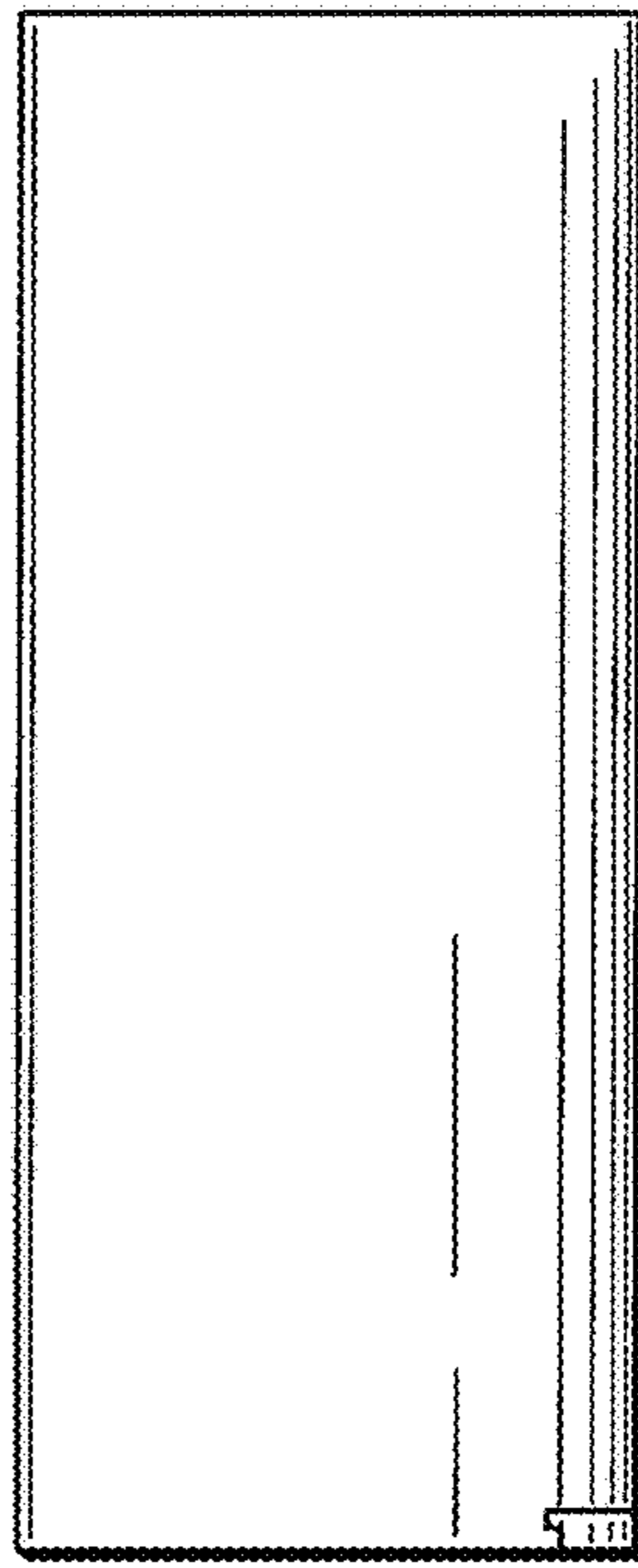


Fig. 7




Fig. 8




Fig. 9

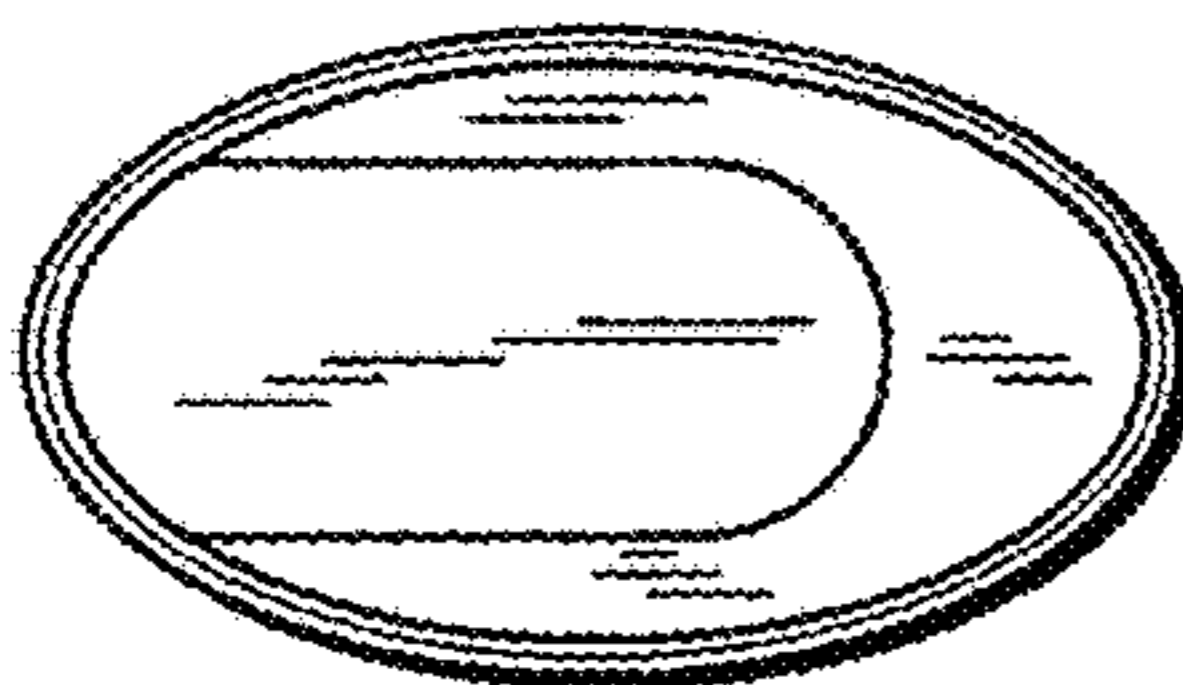


Fig. 5

