



US00D806927S

(12) **United States Design Patent** (10) **Patent No.:** **US D806,927 S**
Rashid (45) **Date of Patent:** **** Jan. 2, 2018**

(54) **LIGHTING FIXTURES**

(71) Applicant: **Arlight Aydınlatma Anonim Şirketi,**
Ankara (TR)

(72) Inventor: **Karim Rashid,** New York, NY (US)

(73) Assignee: **Arlight Aydınlatma Anonim Şirketi,**
Ankara (TR)

(**) Term: **15 Years**

(21) Appl. No.: **29/571,160**

(22) Filed: **Jul. 14, 2016**

Related U.S. Application Data

(62) Division of application No. 29/495,410, filed on Jun. 30, 2014, now Pat. No. Des. 776,855.

(30) **Foreign Application Priority Data**

Dec. 31, 2013 (TR) 2013/08888

(51) **LOC (11) Cl.** **26-04**

(52) **U.S. Cl.**
USPC **D26/76**

(58) **Field of Classification Search**

USPC D26/76, 78, 79, 80, 81, 82, 83, 85, 86,
D26/88, 90, 113, 118, 119, 120, 121, 122,
D26/138, 139, 140, 141, 142

CPC F21S 2/00; F21S 4/00; F21S 4/003; F21S
4/005; F21S 4/006; F21S 4/007; F21S
4/008; F21S 6/00; F21S 8/00; F21S
8/024; F21S 8/026; F21S 8/031; F21S
8/033; F21S 8/035–8/037; F21S 8/04;
F21S 8/043; F21S 8/063

See application file for complete search history.

(56) **References Cited**

U.S. PATENT DOCUMENTS

3,317,722 A *	5/1967	Whitney	H05B 33/00 313/512
D330,269 S *	10/1992	Hong	D26/76
D418,936 S *	1/2000	Dunning	D26/76
D423,880 S *	5/2000	Rashid	D7/503
D521,676 S *	5/2006	Richner	D26/78
D533,523 S *	12/2006	Rashid	D14/126
D626,708 S *	11/2010	Khalil	D32/18
D630,793 S *	1/2011	Karim	D26/93
D632,829 S *	2/2011	Sabernig	D26/93
D639,987 S *	6/2011	Federico	D26/106
D741,296 S *	10/2015	Park	D14/207
D765,303 S *	8/2016	Rashid	D26/106
D776,855 S *	1/2017	Rashid	D26/76

* cited by examiner

Primary Examiner — George D. Kirschbaum

Assistant Examiner — Natasha Vujcic

(74) *Attorney, Agent, or Firm* — Intellectual Property
Law Group LLP

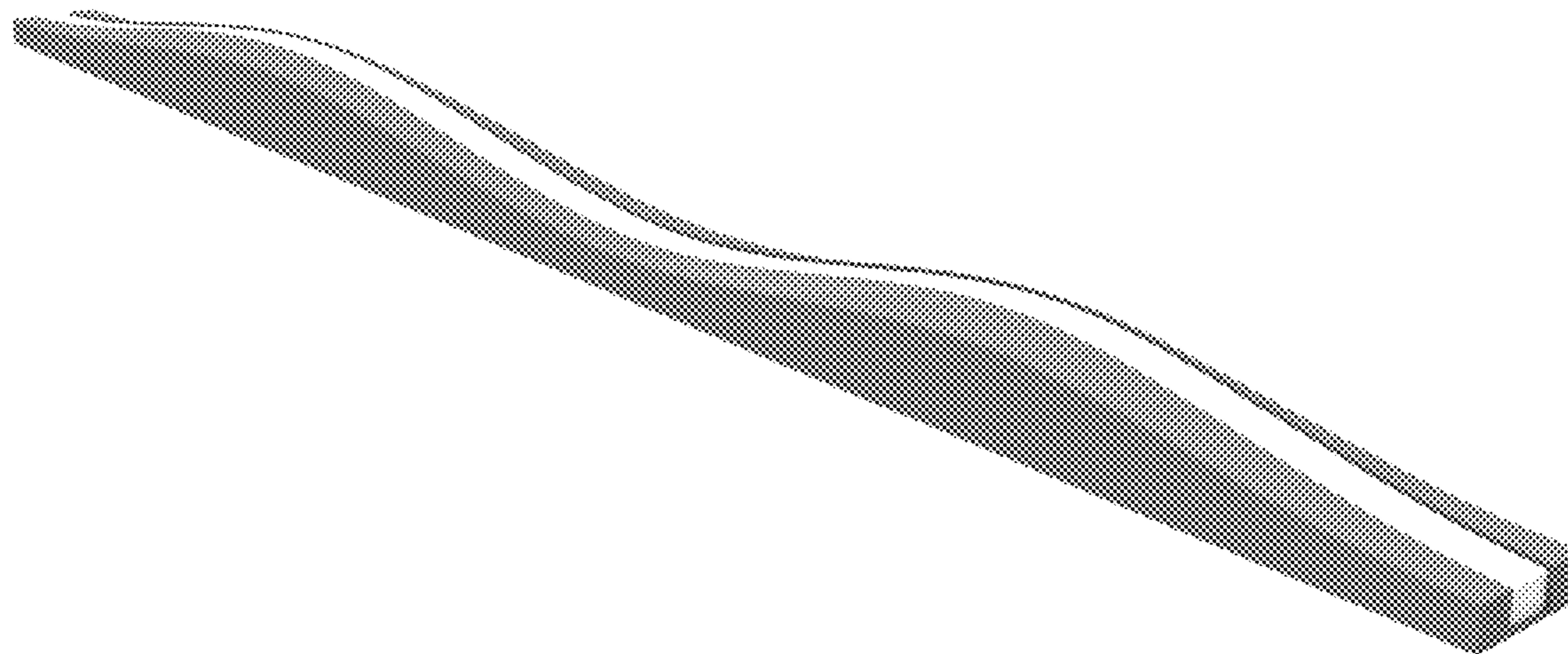
(57) **CLAIM**

The ornamental design for lighting fixtures, as shown and described.

DESCRIPTION

FIG. 1 is a top, side, front perspective view of an embodiment of a lighting fixture showing my new design; FIG. 2 is a side view thereof; and, FIG. 3 is a front view thereof, the rear view being a mirror image thereof.

1 Claim, 3 Drawing Sheets



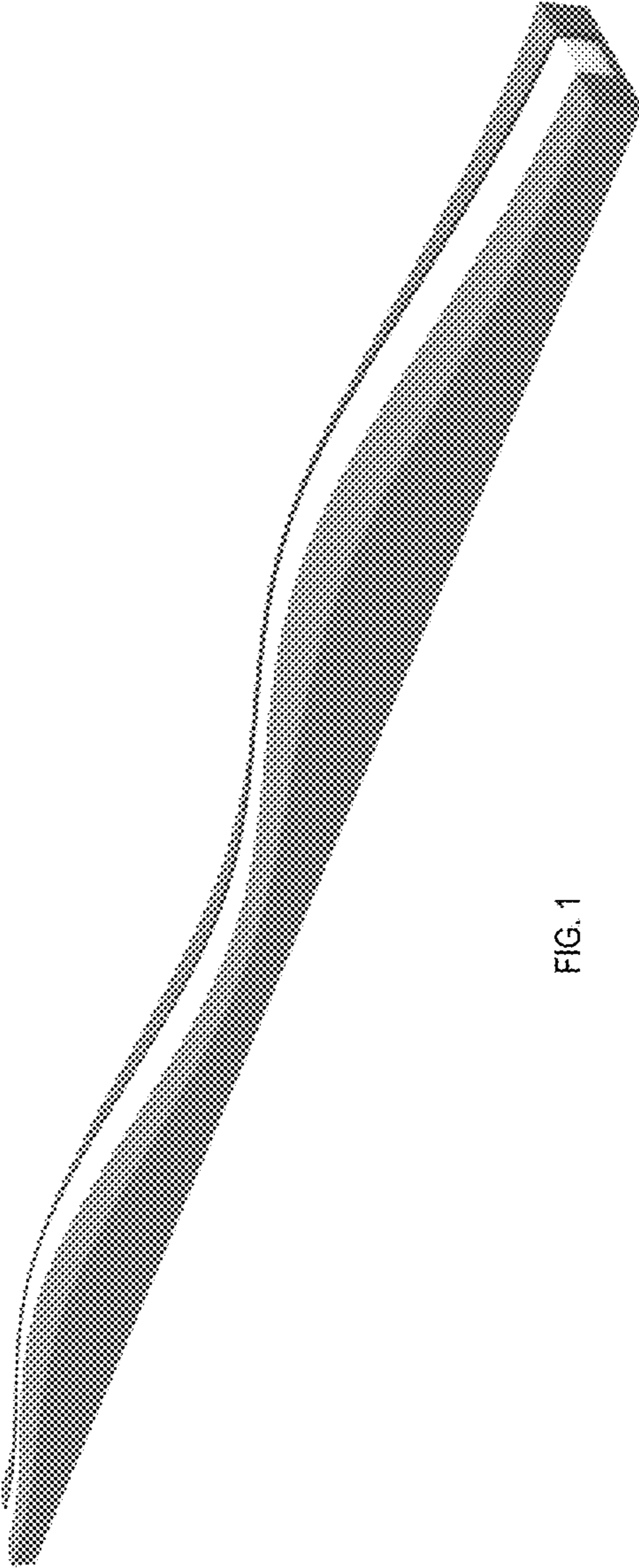


FIG. 1




FIG. 2




FIG. 3