



US00D806919S

(12) **United States Design Patent** (10) **Patent No.:** **US D806,919 S**  
**Hatton et al.** (45) **Date of Patent:** **\*\* Jan. 2, 2018**

(54) **VEHICLE TAILLAMP**

(71) Applicant: **Jaguar Land Rover Limited**, Coventry (GB)

(72) Inventors: **Adam Hatton**, Coventry (GB); **Paven Patel**, Coventry (GB)

(73) Assignee: **Jaguar Land Rover Limited** (GB)

(\*\*) Term: **15 Years**

(21) Appl. No.: **29/580,781**

(22) Filed: **Oct. 12, 2016**

**Related U.S. Application Data**

(62) Division of application No. 29/501,473, filed on Sep. 4, 2014, now Pat. No. Des. 775,378.

(30) **Foreign Application Priority Data**

Mar. 4, 2014 (EM) ..... 002417659

(51) **LOC (11) Cl.** ..... **26-06**

(52) **U.S. Cl.**  
USPC ..... **D26/28**

(58) **Field of Classification Search**  
USPC ..... D26/28-36; 362/80-83, 267-269,  
362/459-468, 475-478, 485-487  
CPC ..... F21S 48/00; F21S 48/10; F21S 48/115;  
F21S 48/1233; F21S 48/1266; F21S  
48/1388; F21S 48/2268; F21V 21/04  
See application file for complete search history.

(56) **References Cited**

U.S. PATENT DOCUMENTS

D549,857 S *	8/2007	Lin	.....	D26/28
D573,282 S *	7/2008	Hsu	.....	D26/28
D631,585 S *	1/2011	Koizumi	.....	D26/28
D676,166 S *	2/2013	Lai	.....	D26/28
D683,873 S *	6/2013	Goto	.....	D26/28
D684,710 S *	6/2013	Chen	.....	D26/28
D710,044 S *	7/2014	Lai	.....	D26/28
D713,074 S *	9/2014	Campbell	.....	D26/28

\* cited by examiner

*Primary Examiner* — Marcus Jackson

(74) *Attorney, Agent, or Firm* — Fishman Stewart PLLC


(57) **CLAIM**

The ornamental design for a vehicle taillamp, as shown and described.

**DESCRIPTION**

FIG. 1 is a front perspective view of a vehicle component; FIG. 2 is a rear perspective view of a vehicle component; FIG. 3 is a front view of a vehicle component; FIG. 4 is a rear view of a vehicle component; FIG. 5 is a left side view of a vehicle component; FIG. 6 is a right side view of a vehicle component; and, FIG. 7 is a top view of a vehicle component. Portions of the figures shown in dashed lines are for illustrative purposes only and form no part of the claimed design.

**1 Claim, 3 Drawing Sheets**



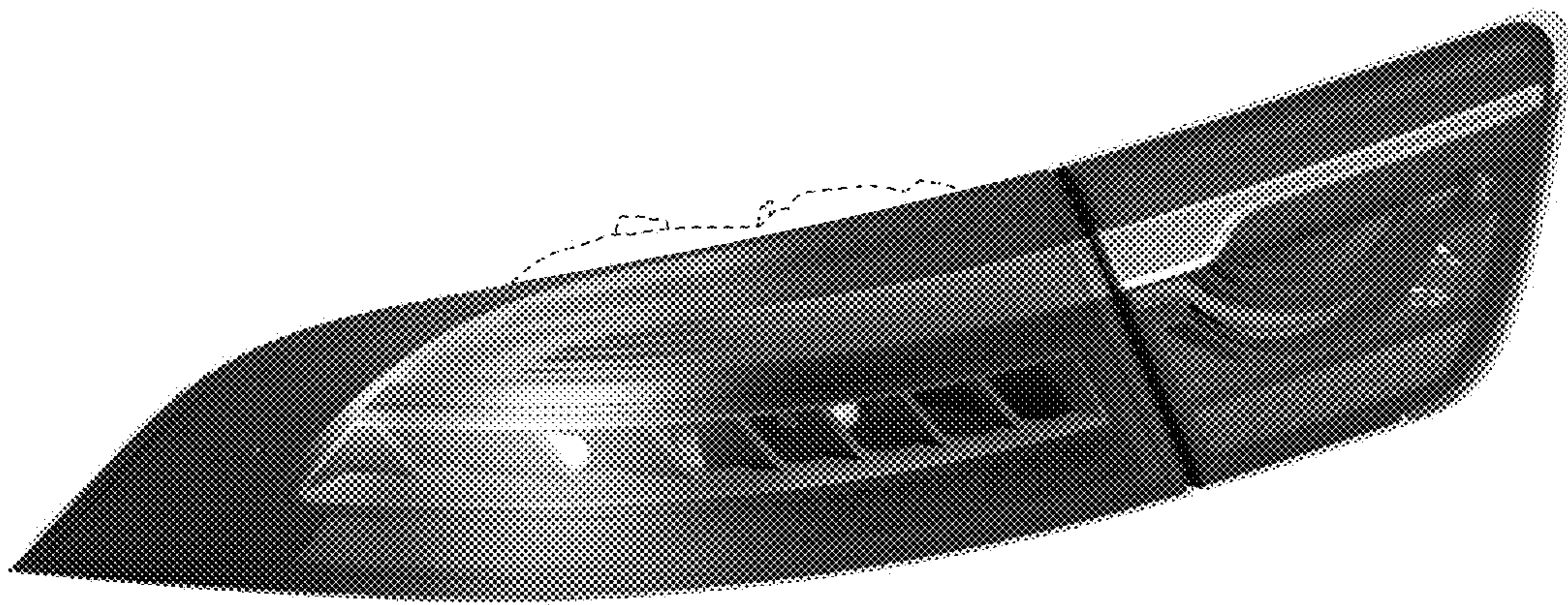


FIG. 1

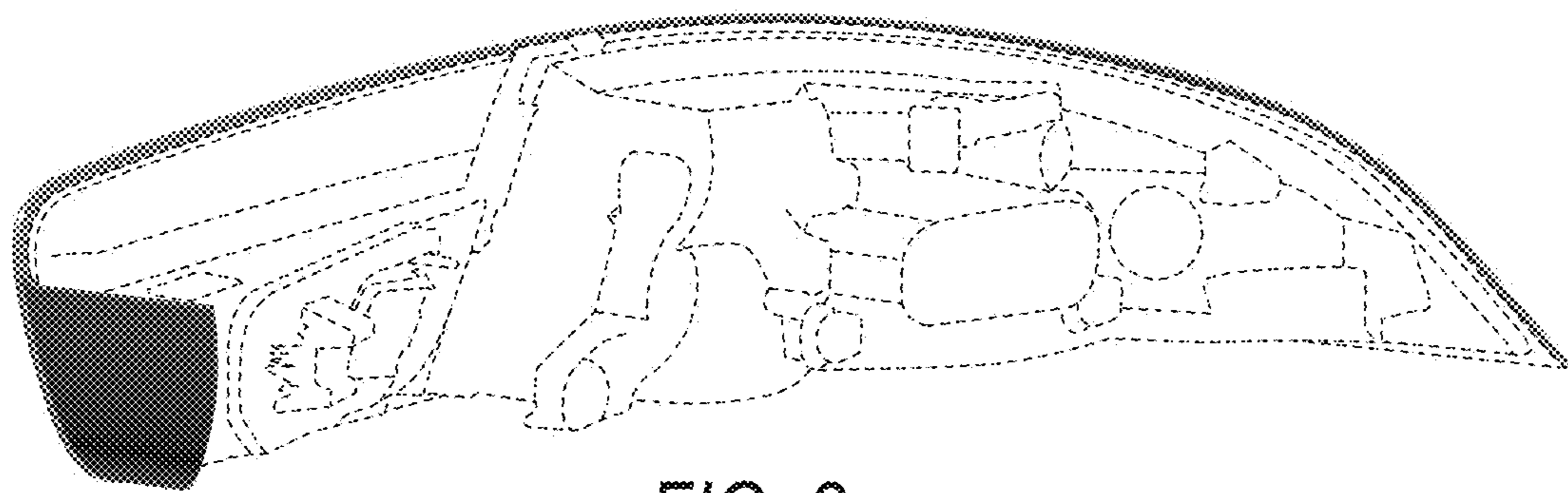


FIG. 2




FIG. 3

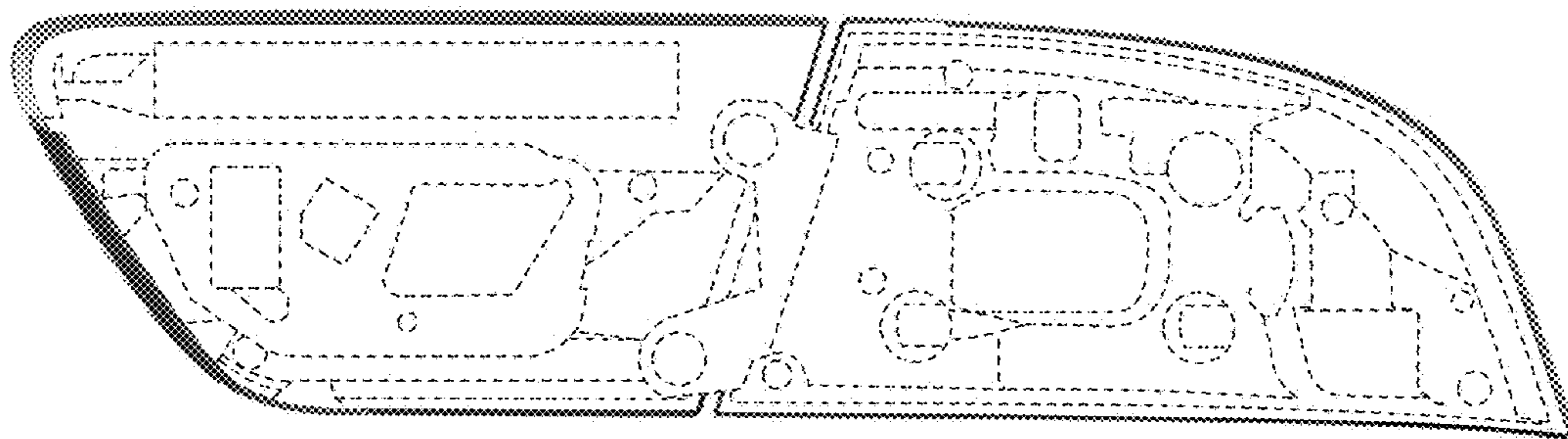


FIG. 4

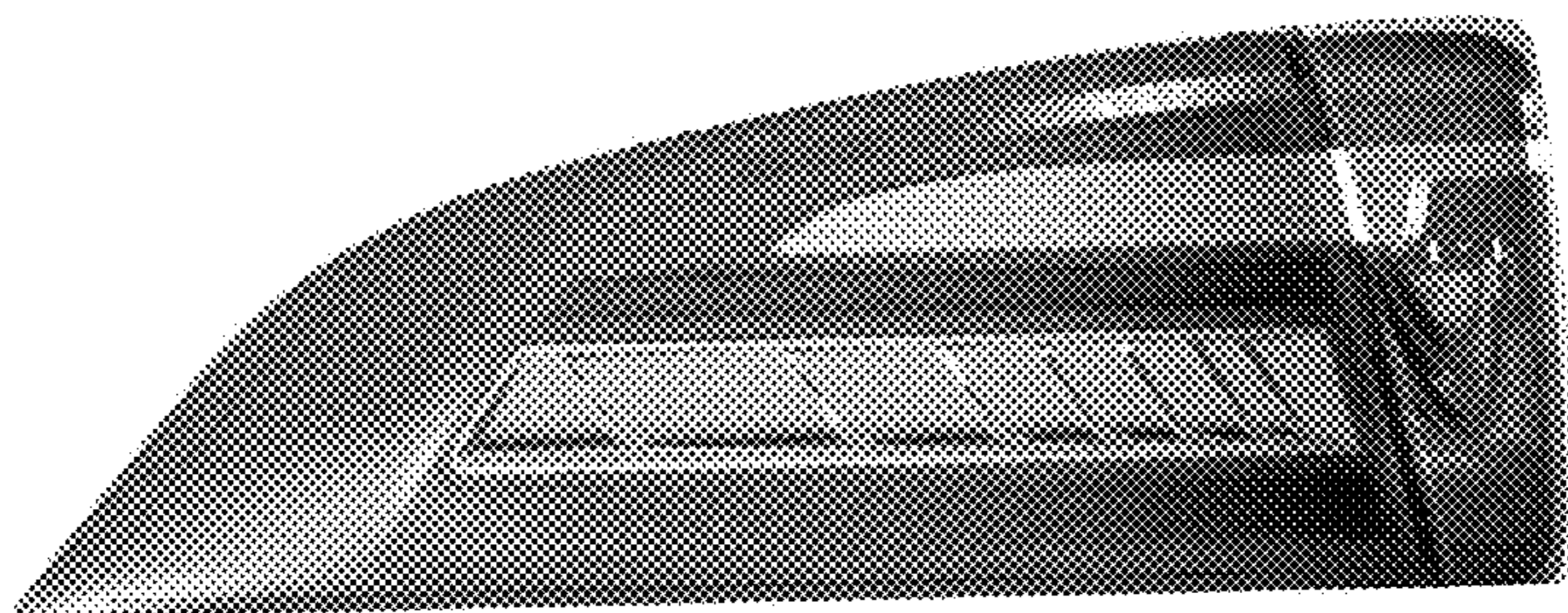


FIG. 5

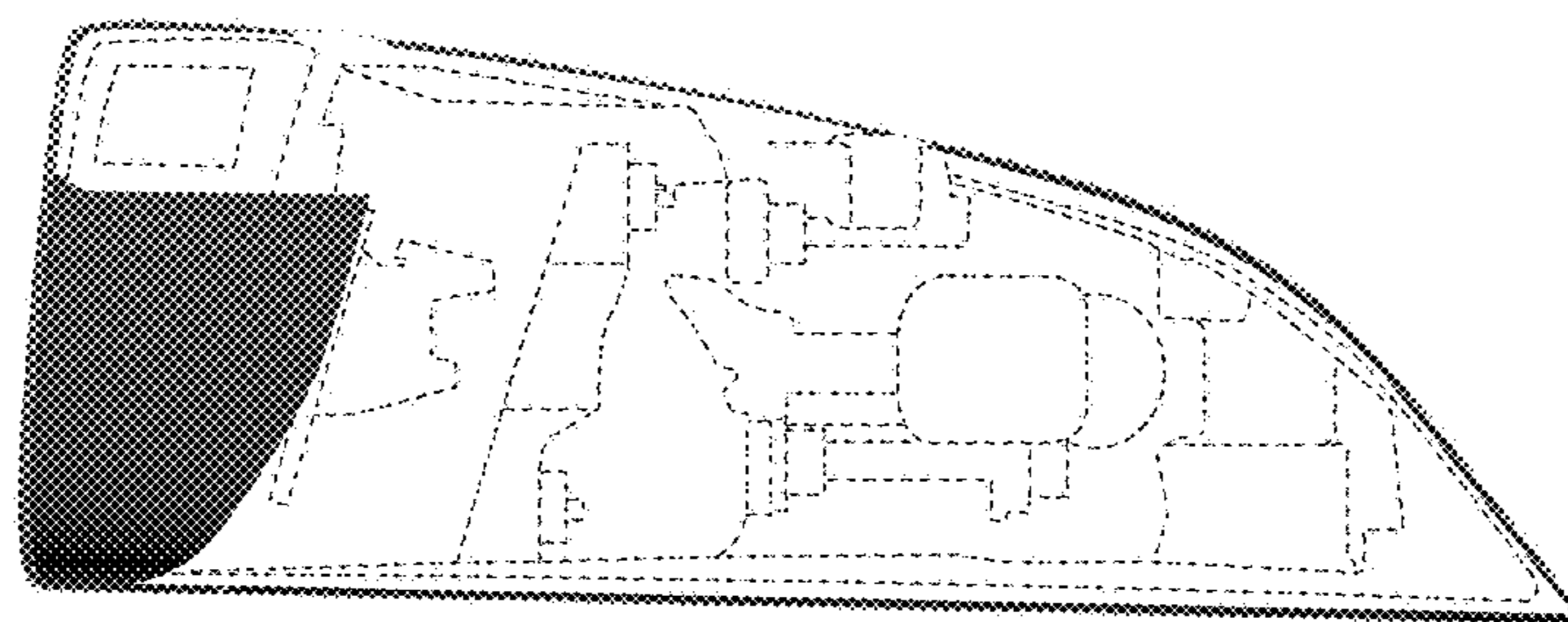


FIG. 6




FIG. 7