

US00D806911S

(12) **United States Design Patent**
Faotto

(10) **Patent No.:** **US D806,911 S**
(45) **Date of Patent:** **** Jan. 2, 2018**

(54) **FLOOR UNDERLAYMENT**
(71) Applicant: **SILCART S.p.A.**, Carbonera (Treviso)
(IT)
(72) Inventor: **Ugo Faotto**, Carbonera (IT)
(73) Assignee: **SILCART S.p.A.**, Carbonera (Treviso)
(IT)
(**) Term: **15 Years**

5,082,712 A * 1/1992 Starp E04F 15/02411
428/174
5,707,582 A * 1/1998 Wischemann B29C 51/225
264/554
6,539,681 B1 * 4/2003 Siegmund E04F 15/02429
404/36
7,250,570 B1 * 7/2007 Morand F24D 3/141
174/135
7,834,447 B2 * 11/2010 Karavakis H01L 23/3737
257/713
D702,370 S * 4/2014 Kim D25/152
(Continued)

(21) Appl. No.: **29/539,642**
(22) Filed: **Sep. 16, 2015**
(30) **Foreign Application Priority Data**

Mar. 17, 2015 (WO) 879745101

(51) **LOC (11) Cl.** **25-01**
(52) **U.S. Cl.**
USPC **D25/158**; D25/138
(58) **Field of Classification Search**
USPC D25/138-163, 199, 106, 107, 109, 120
CPC ... H05B 3/00; H05B 3/06; H05B 3/34; H05B
3/146; H05B 2203/013; H05B 2203/026;
H05B 2203/032; F24D 3/12; F24D 3/14;
F24D 3/142; F24D 3/146; F24D 13/02;
E04F 15/02; E04F 15/024; E04F 15/18;
H02G 9/00

See application file for complete search history.

(56) **References Cited**

U.S. PATENT DOCUMENTS

3,420,012 A * 1/1969 Custer E04F 15/02405
52/126.6
3,696,578 A * 10/1972 Swensen E04F 15/02417
52/126.6
4,279,966 A * 7/1981 Wakana B65D 90/023
428/595

OTHER PUBLICATIONS

Selling In-Floor Radiant Heating (on-line), dated Jul. 15, 2016.
Retrieved from Internet Mar. 23, 2017, URL: <http://www.floor-trendsmag.com/articles/100146-selling-in-floor-radiant-heating> (2 pages).*

(Continued)

Primary Examiner — Vy Koenig
Assistant Examiner — Kimberly Barnes
(74) *Attorney, Agent, or Firm* — Thomas | Horstemeyer,
LLP

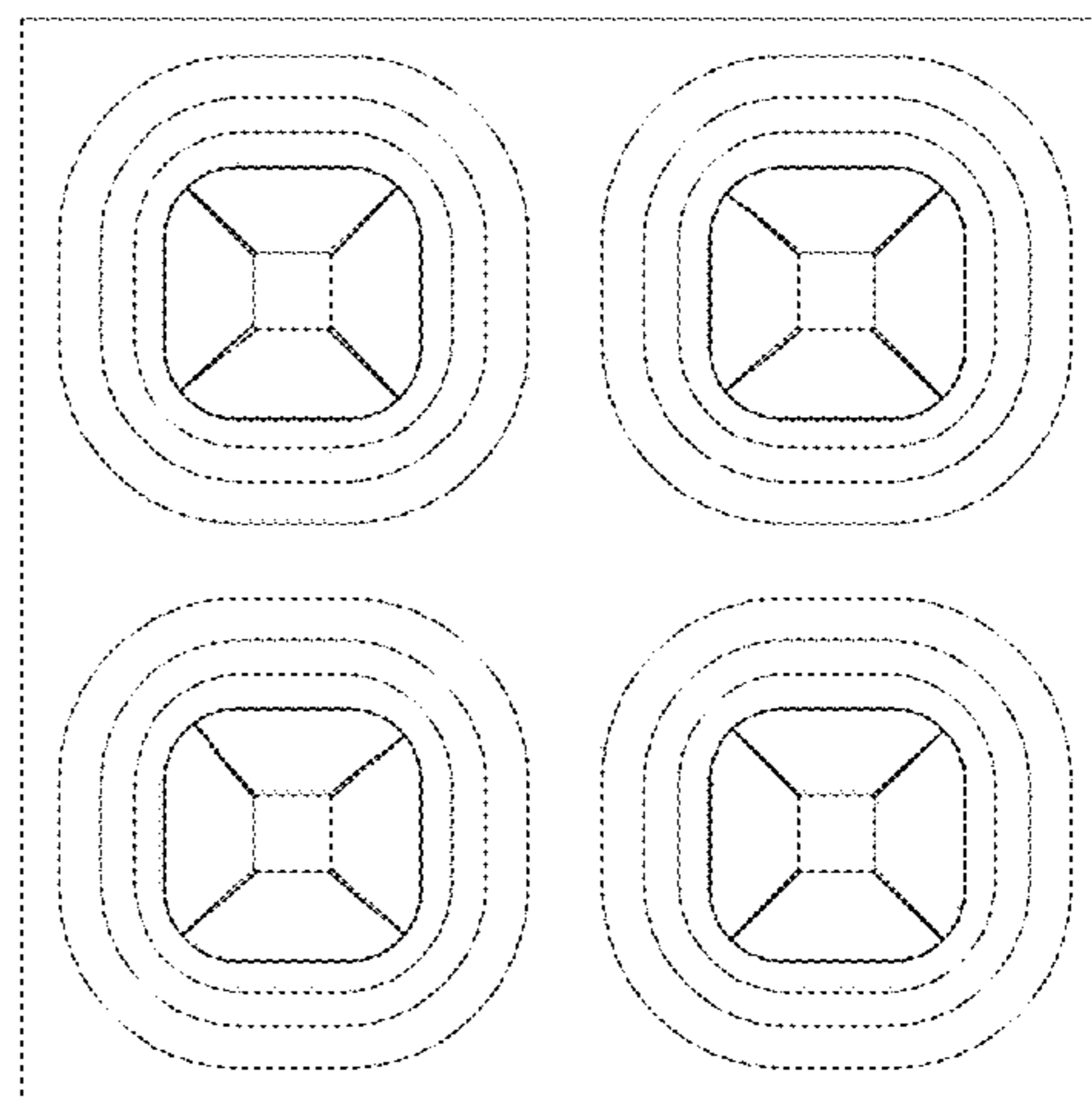
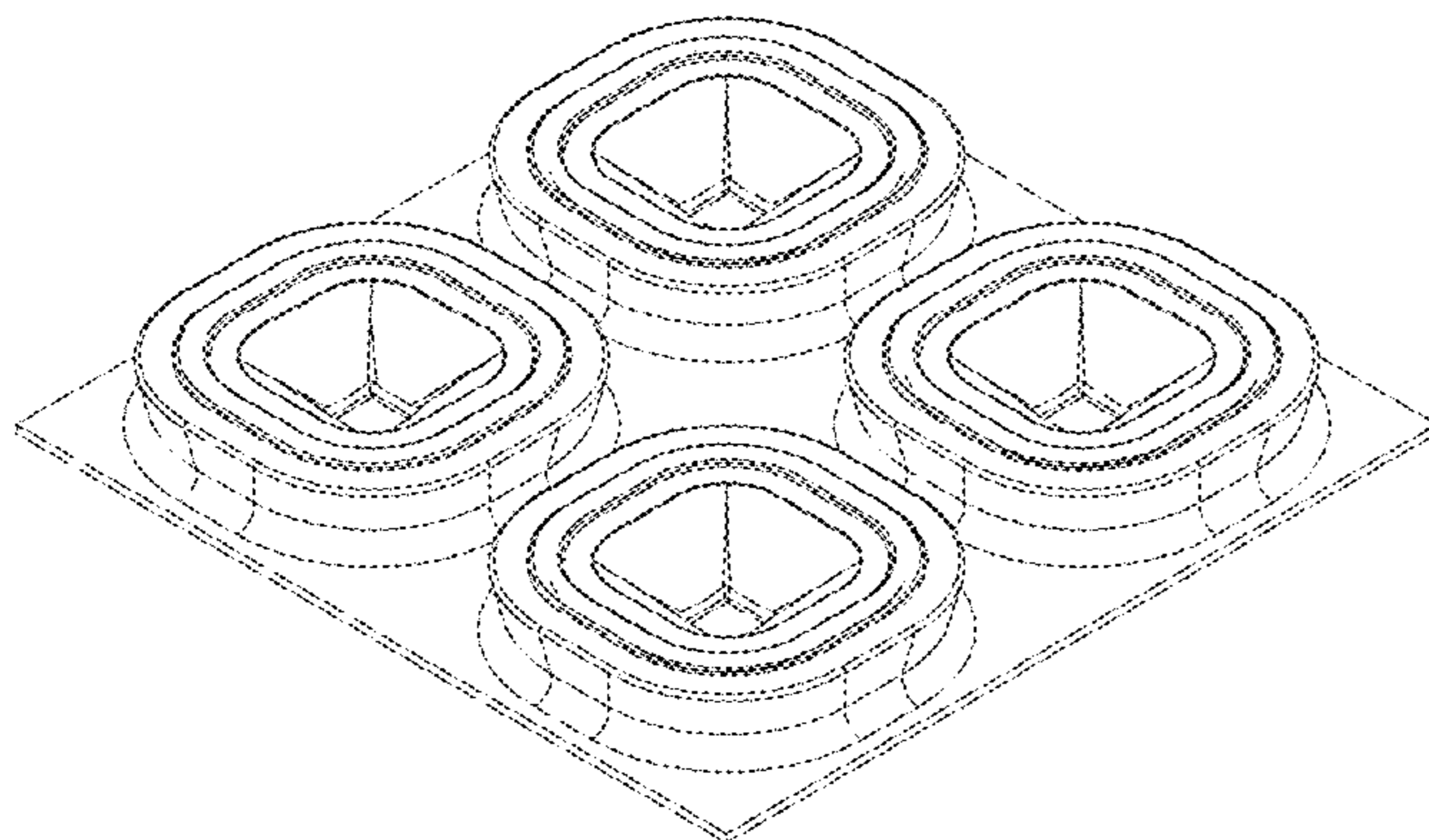
(57) **CLAIM**

The ornamental design for a floor underlayment, as shown and described.

DESCRIPTION

FIG. 1 is a perspective view of my new floor underlayment; FIG. 2 is a side elevational view of my new floor underlayment of FIG. 1, the other sides being mirror images thereof; FIG. 3 is top plan view of my new floor underlayment of FIG. 1; FIG. 4 is a bottom plan view of my new floor underlayment, opposite that of FIG. 3; and, FIG. 5 is a bottom perspective view of my new floor underlayment, opposite that of FIG. 1.

1 Claim, 5 Drawing Sheets



(56)

References Cited

U.S. PATENT DOCUMENTS

D706,459 S * 6/2014 Schluter D25/138
9,188,348 B2 * 11/2015 Larson F24D 13/024
9,328,520 B1 * 5/2016 Kriser E04F 15/182
9,428,920 B2 * 8/2016 Schluter E04F 15/182
2009/0026192 A1 * 1/2009 Fuhrman H05B 3/06
219/523
2011/0284647 A1 * 11/2011 Montanari E01C 11/265
237/69
2016/0047131 A1 * 2/2016 Larson E04F 15/182
52/173.1
2016/0061355 A1 * 3/2016 Sherman F24D 13/02
29/428
2016/0273232 A1 * 9/2016 Bordin E04F 15/185
2017/0073980 A1 * 3/2017 Szonok E04F 21/00

OTHER PUBLICATIONS

How to Choose Underlayment (on-line), dated Dec. 16, 2016.
Retrieved from Internet Mar. 23, 2017, URL: <https://www.warmlyyours.com/en-US/posts/How-to-Choose-Underlayment-2735> (2 pages).*

* cited by examiner

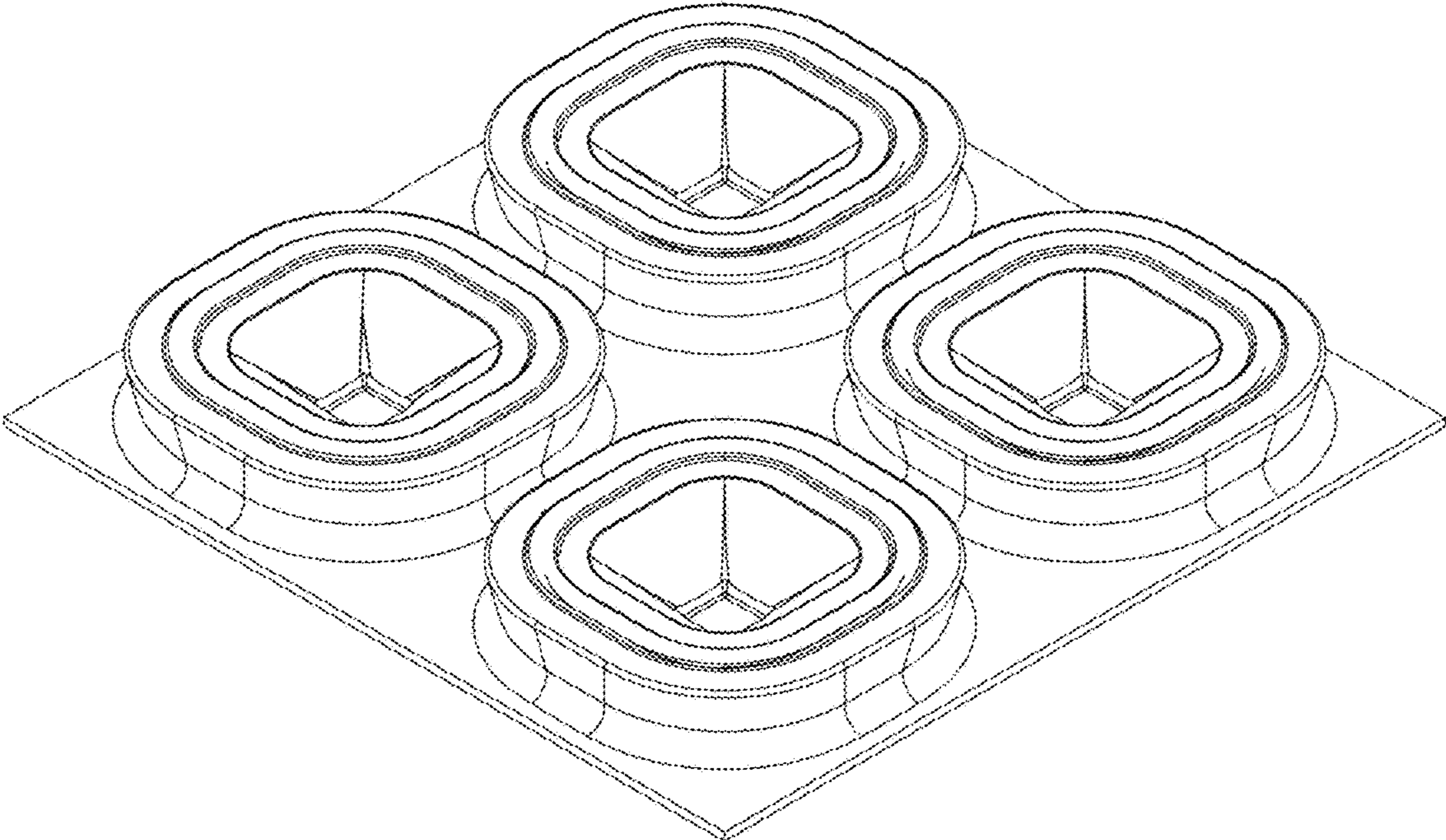


FIG. 1

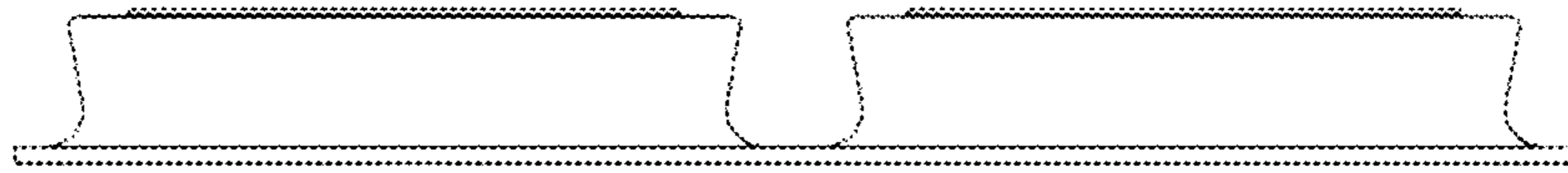


FIG. 2

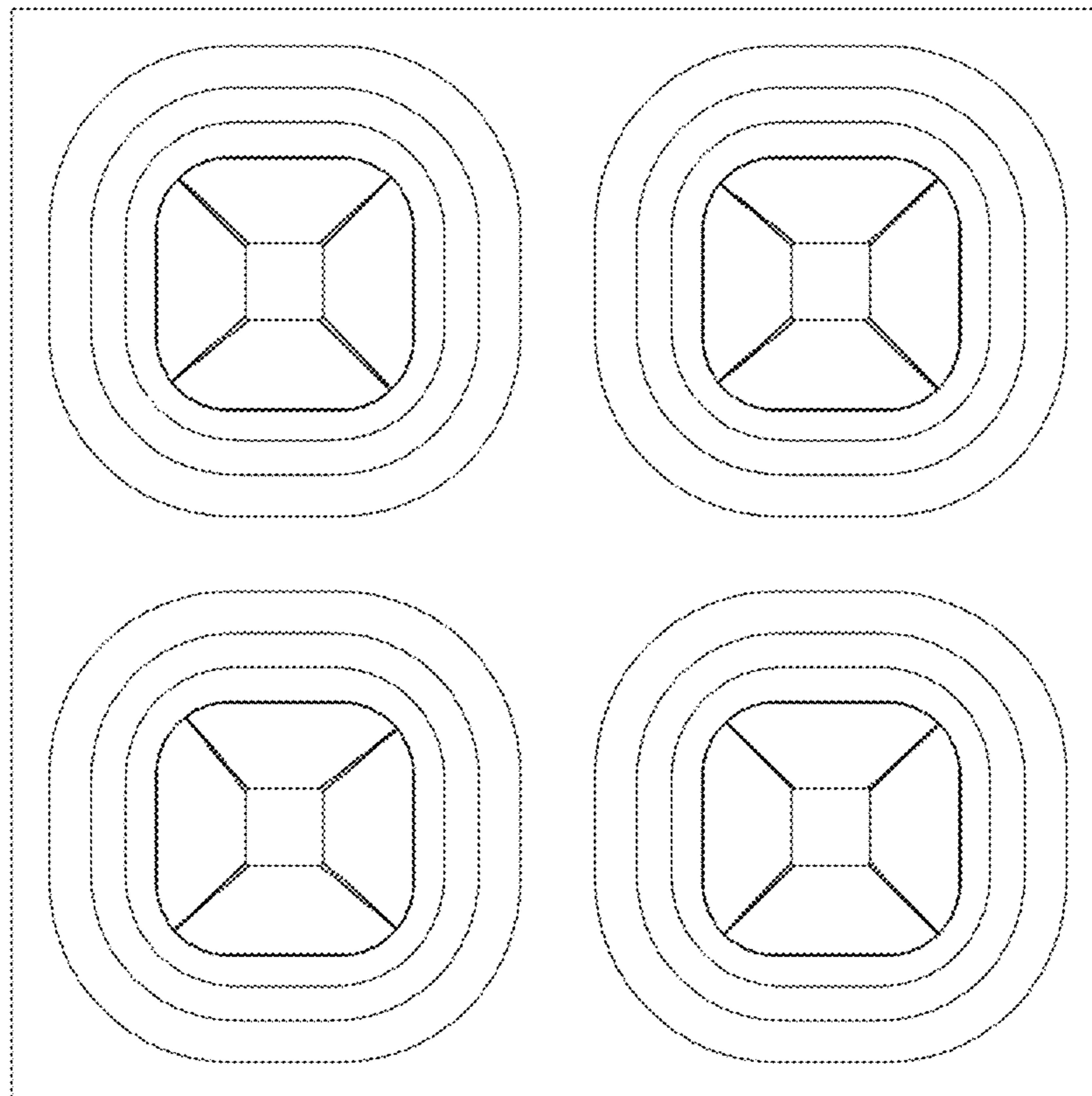


FIG. 3

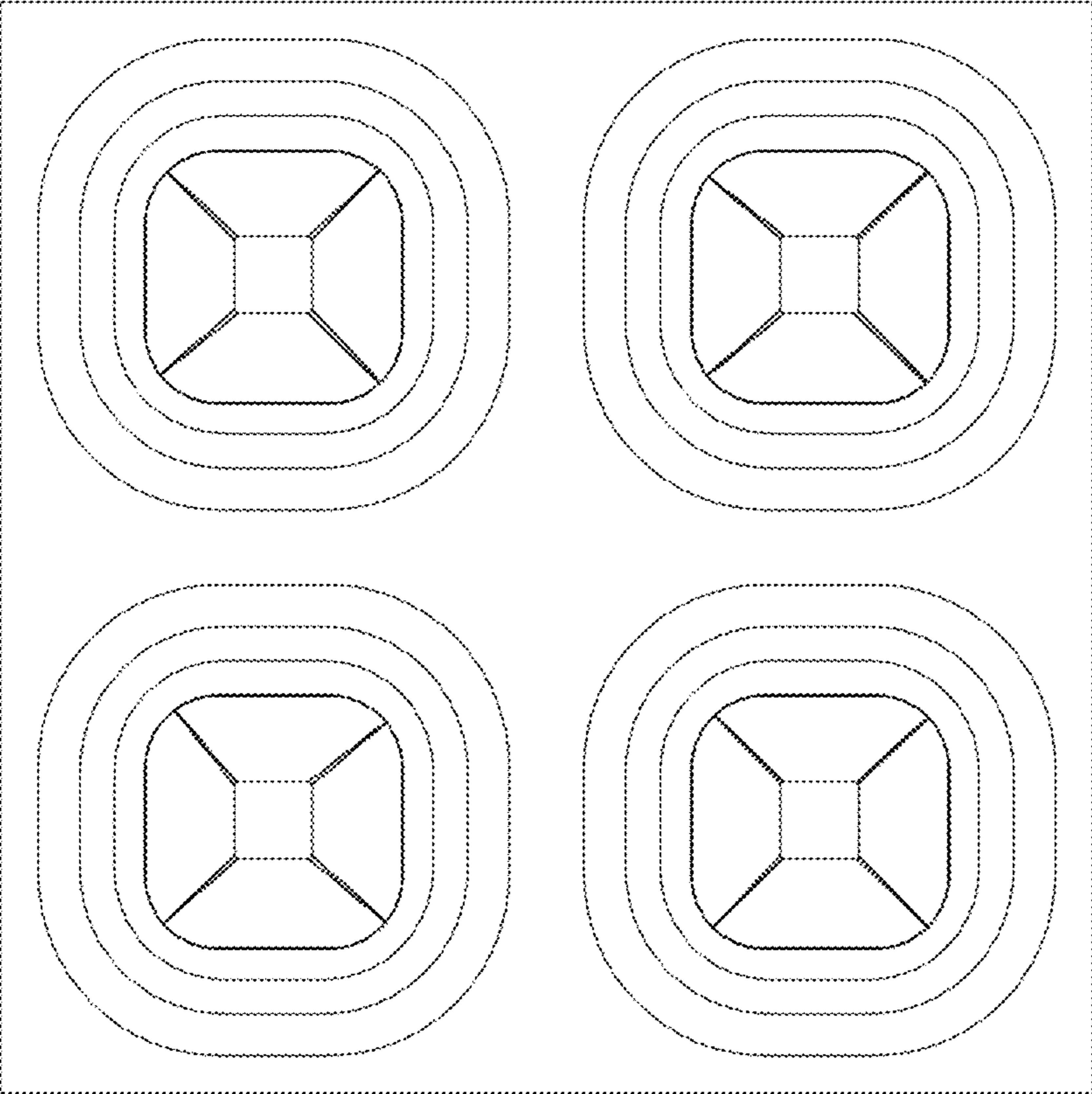


FIG. 4

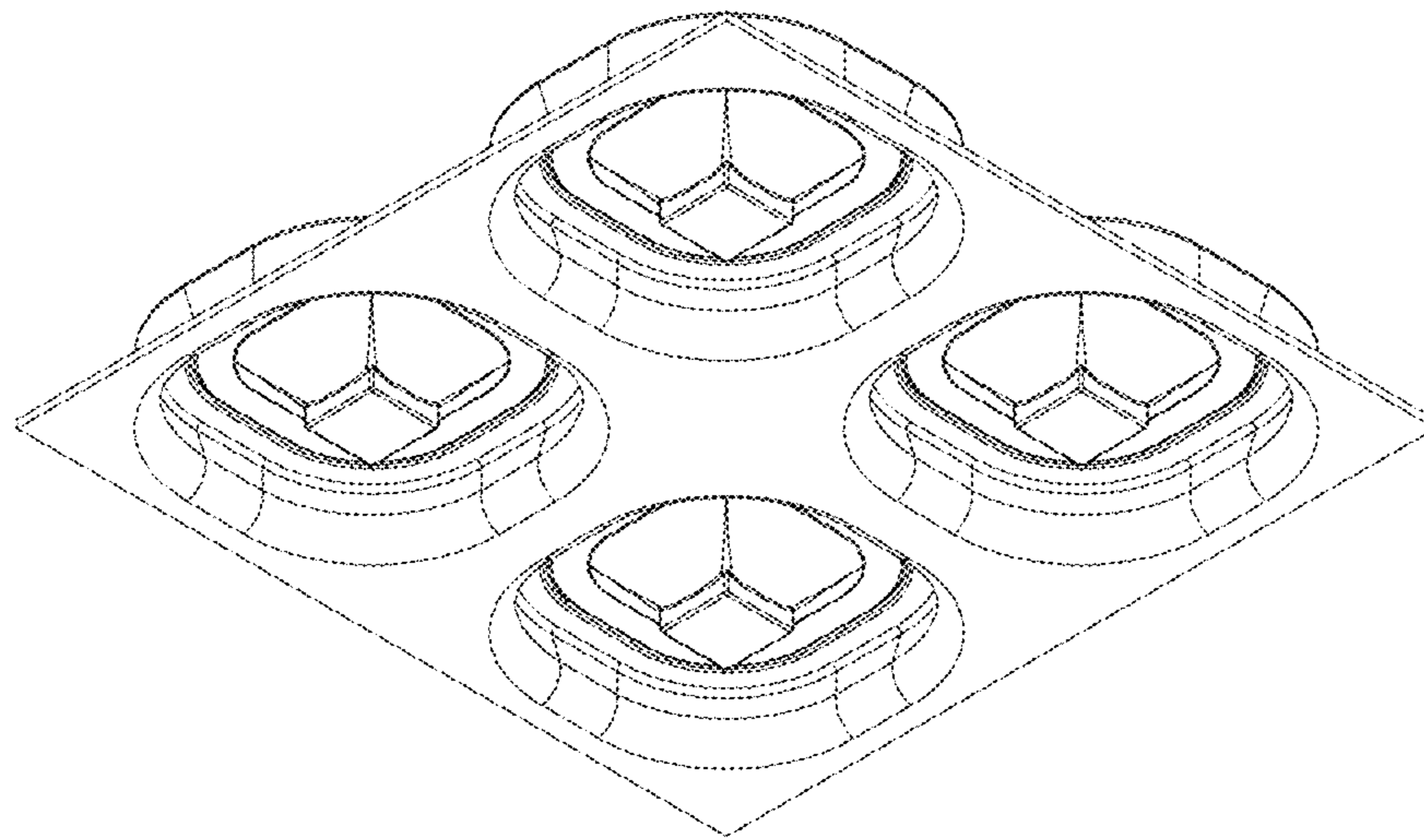


FIG. 5