



US00D806902S

(12) **United States Design Patent**
Morales

(10) **Patent No.:** **US D806,902 S**
(45) **Date of Patent:** **** Jan. 2, 2018**

(54) **POST**

(71) Applicant: **Productos y Servicios Especializados M&M, S. de R.L. de C.V.**, Mexico City (MX)

(72) Inventor: **Roberto Raul Martinez Morales**, Mexico City (MX)

(73) Assignee: **PRODUCTOS Y SERVICIOS ESPECIALIZADOS M&M, S. DE R.** (MX)

(**) Term: **15 Years**

(21) Appl. No.: **29/530,388**

(22) Filed: **Jun. 16, 2015**

(30) **Foreign Application Priority Data**

Dec. 17, 2014 (MX) MX/f/2014/003942

(51) **LOC (11) Cl.** **25-01**

(52) **U.S. Cl.**
USPC **D25/126**

(58) **Field of Classification Search**
USPC D25/126-135; 52/149, 345, 831, 832,
52/833, 834, 835
See application file for complete search history.

(56) **References Cited**

U.S. PATENT DOCUMENTS

D255,159 S * 5/1980 Selbee D25/131
D269,912 S * 7/1983 Aho D25/131

D372,316 S * 7/1996 Purvis D25/126
6,543,958 B2 * 4/2003 Huang A01B 1/222
30/329
D678,554 S * 3/2013 Tidemann D25/126
8,984,834 B1 * 3/2015 Butler H02G 7/05
248/218.4
2016/0060892 A1 * 3/2016 Odegard E04H 12/2292
52/835

* cited by examiner

Primary Examiner — Thomas Johannes
Assistant Examiner — Samantha Q Lawrence
(74) *Attorney, Agent, or Firm* — Barnes & Thornburg, LLP

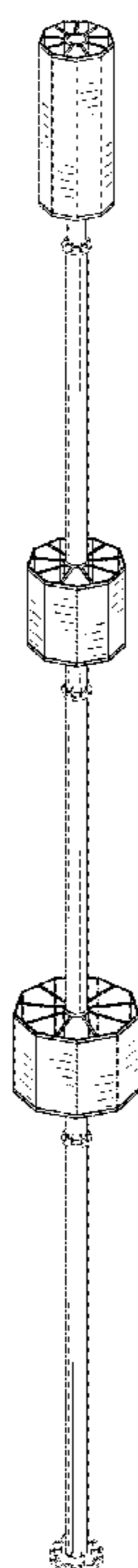
(57) **CLAIM**

I claim the ornamental design for a post, as shown and described.

DESCRIPTION

FIG. 1 is a perspective view of a post in accordance with the present invention;
FIG. 2 is a left side view thereof;
FIG. 3 is a right side view thereof;
FIG. 4 is a front view thereof;
FIG. 5 is a rear view thereof;
FIG. 6 is an enlarged, top plan view thereof; and,
FIG. 7 is an enlarged, bottom plan view thereof.
The dashed broken lines form no part of the claimed design.

1 Claim, 7 Drawing Sheets



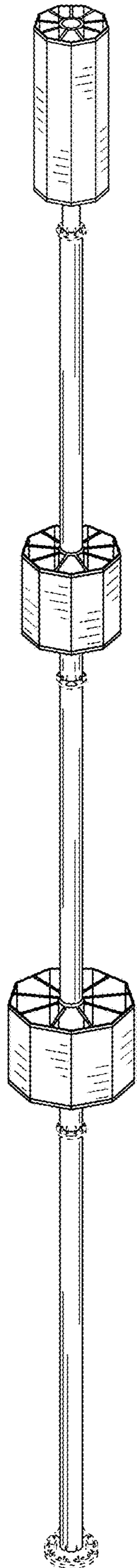


FIG. 1

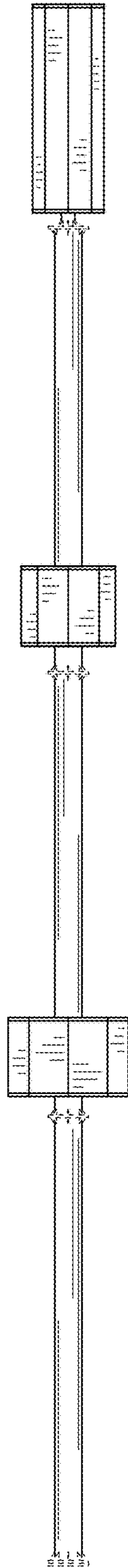


FIG. 2

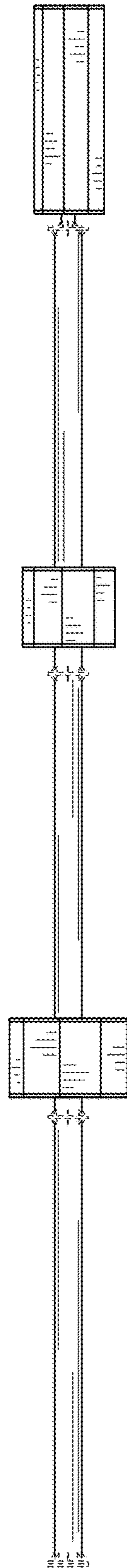


FIG. 3

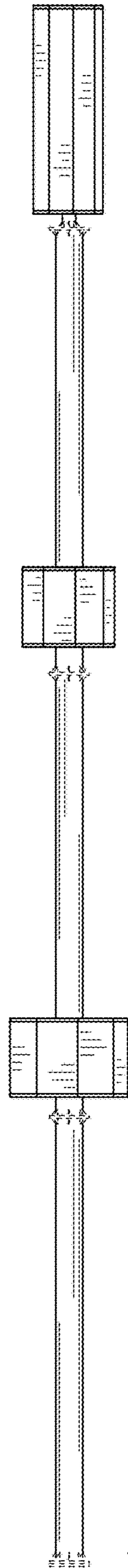


FIG. 4

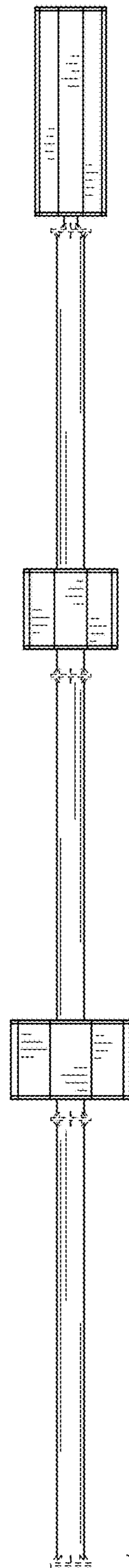


FIG. 5

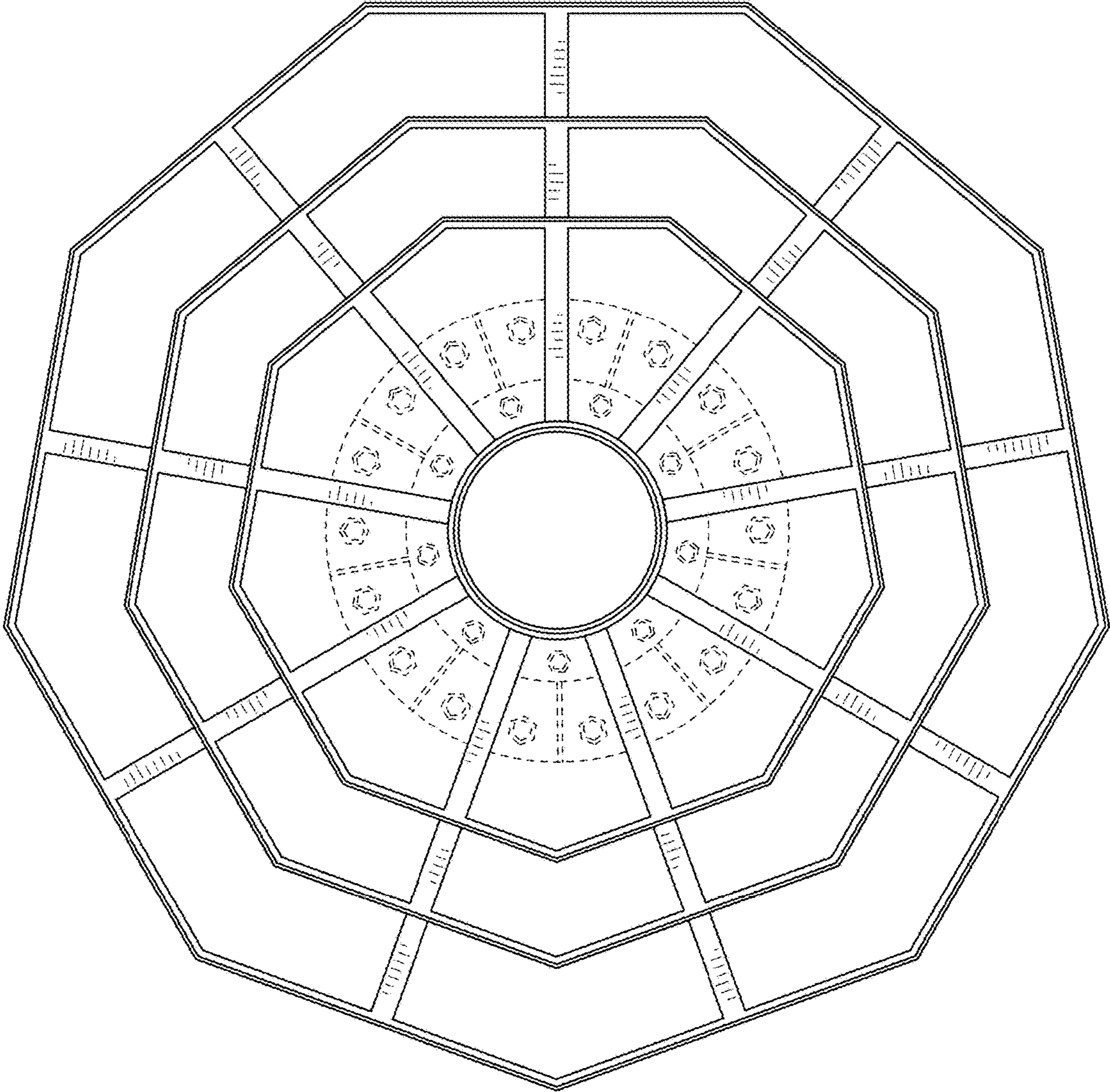


FIG. 6

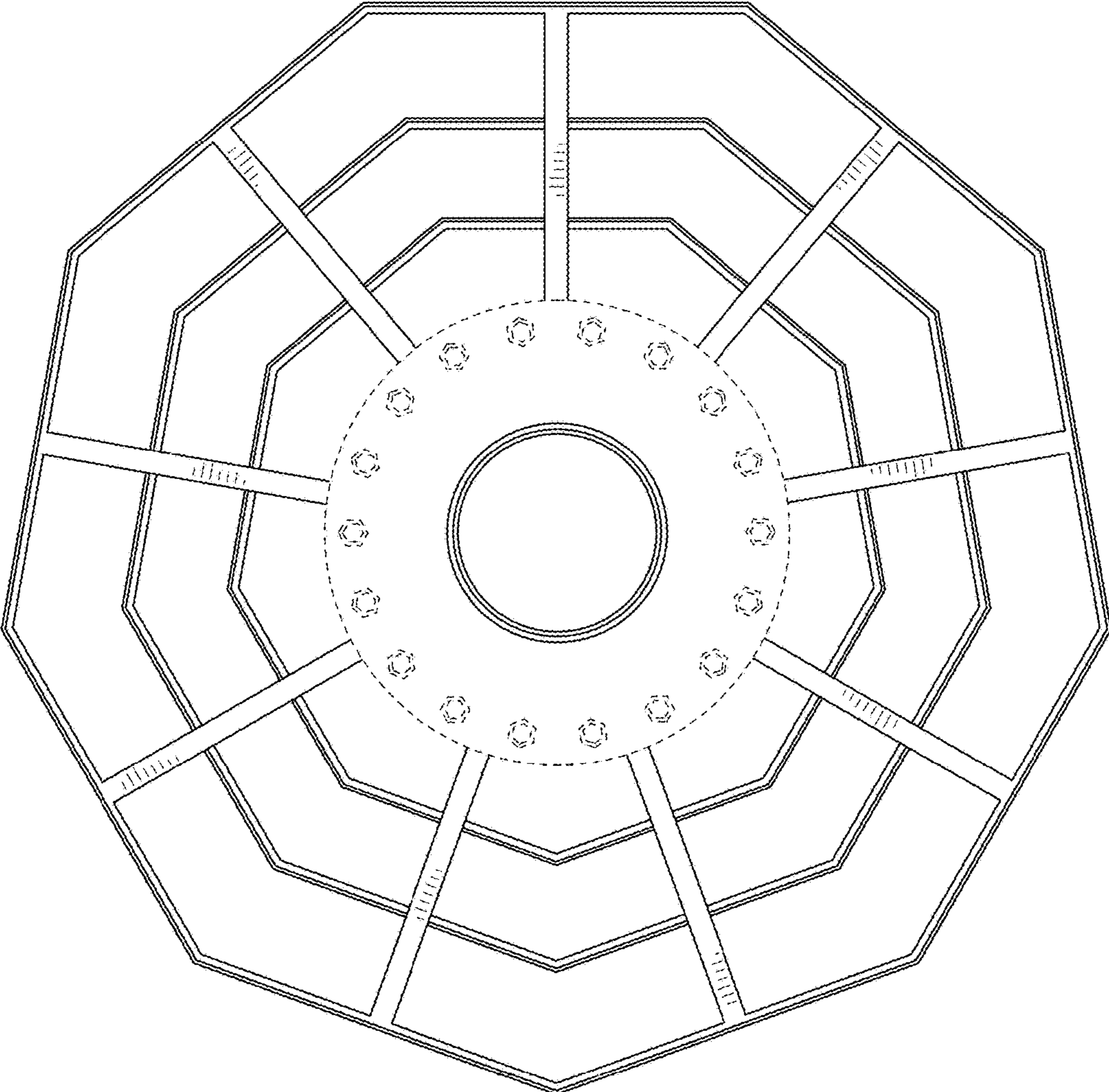


FIG. 7