



US00D806882S

(12) **United States Design Patent** (10) **Patent No.:** **US D806,882 S**  
**Holm et al.** (45) **Date of Patent:** **\*\* Jan. 2, 2018**

(54) <b>MEDICAL DRESSING</b>	6,264,976 B1 *	7/2001	Heinecke .....	A61F 13/0203 424/443
(71) Applicant: <b>3M INNOVATIVE PROPERTIES COMPANY, St. Paul, MN (US)</b>	6,436,432 B2	8/2002	Heinecke	
	6,838,589 B2	1/2005	Liedtke	
	D503,982 S *	4/2005	Liedtke .....	D24/189
	D516,729 S *	3/2006	Liedtke .....	D24/189
(72) Inventors: <b>David R. Holm, Hudson, WI (US); Richard L. Jacobson, Stillwater, MN (US)</b>	7,030,288 B2	4/2006	Liedtke	
	D524,946 S *	7/2006	Shaw .....	D24/189
	7,518,031 B2	4/2009	Liedtke	
	7,858,838 B2 *	12/2010	Holm .....	A61F 13/0203 602/42
(73) Assignee: <b>3M INNOVATIVE PROPERTIES COMPANY, Saint Paul, MN (US)</b>	D672,464 S *	12/2012	Holm .....	D24/189
	8,546,637 B2	10/2013	Holm	
	9,273,233 B2	3/2016	Holm	
(**) Term: <b>15 Years</b>	2008/0039759 A1 *	2/2008	Holm .....	A61F 13/0203 602/41

(Continued)

(21) Appl. No.: **29/580,361**

(22) Filed: **Oct. 7, 2016**

(51) **LOC (11) Cl.** ..... **24-02**

(52) **U.S. Cl.**  
USPC ..... **D24/189**

(58) **Field of Classification Search**  
USPC ..... D24/118, 124, 127, 145, 185, 192, 200,  
D24/206, 231; 206/390, 5.1; 602/2, 26,  
602/42, 43, 45, 48, 54, 57, 58, 62, 75;  
D2/503, 508, 631, 639, 640, 705, 853,  
D2/999; D11/130, 181, 204, 206, 208,  
D11/211, 222, 223, 228, 230, 238; 63/20  
CPC .. A61F 13/0226; A61F 13/025; A61F 13/023;  
A61F 13/0253; A61F 2013/00846; A61F  
13/0266; A61F 13/0269; A61F 13/45;  
A61F 13/4704; A61F 2013/00748; A61L  
15/58; B32B 7/12; C09J 7/0207; Y10T  
428/2852  
See application file for complete search history.

*Primary Examiner* — Thomas Johannes  
*Assistant Examiner* — Samantha Q Lawrence  
(74) *Attorney, Agent, or Firm* — 3M Innovative  
Properties Company; Lynn R. Hunsberger

(57) **CLAIM**

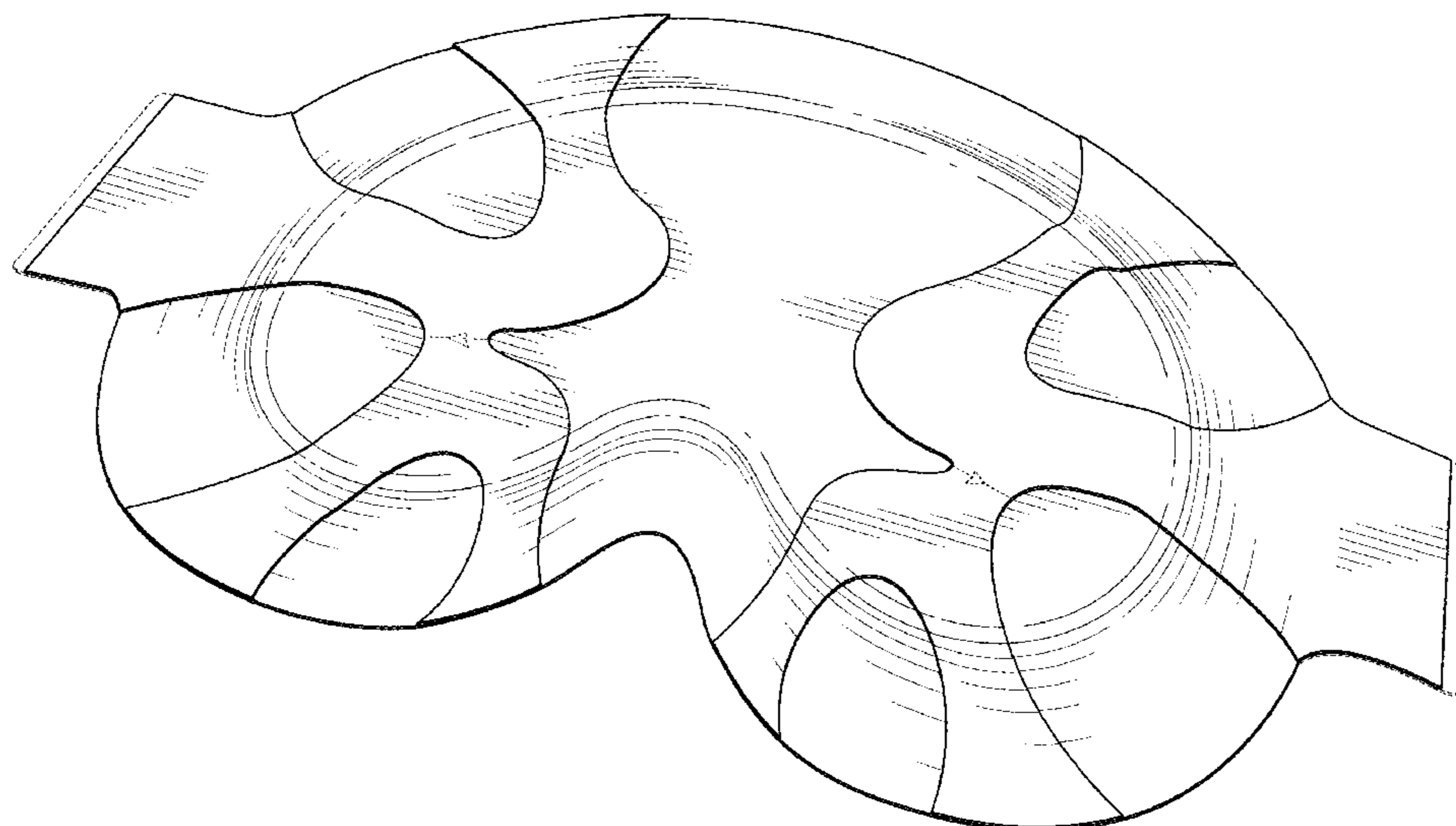
The ornamental design for a medical dressing, as shown and described.

**DESCRIPTION**

FIG. 1 is a perspective view of the new design for a medical dressing;  
FIG. 2 is a front elevational view thereof;  
FIG. 3 is a back elevational view thereof;  
FIG. 4 is a right side elevational view thereof;  
FIG. 5 is a left side elevational view thereof;  
FIG. 6 is a top plan view thereof; and,  
FIG. 7 is a bottom plan view thereof.  
The broken lines shown in FIGS. 1-7 illustrate portions of the medical dressing that form no part of the claimed design. In addition, the surface shading illustrated in the drawings is provided merely to highlight the contour of design; it is not intended to be illustrative of texture or gloss.

(56) **References Cited**  
U.S. PATENT DOCUMENTS  
D365,399 S \* 12/1995 Silver ..... D24/206  
6,169,224 B1 1/2001 Heinecke

**1 Claim, 3 Drawing Sheets**



(56)

**References Cited**

U.S. PATENT DOCUMENTS

2009/0177135 A1\* 7/2009 Rogers ..... A61F 13/0203  
602/54  
2010/0106121 A1\* 4/2010 Holm ..... A61F 13/0203  
604/368  
2014/0249495 A1\* 9/2014 Mumby ..... A61F 13/00059  
604/359  
2015/0005678 A1\* 1/2015 Wall ..... A61M 1/0084  
601/9  
2015/0094672 A1\* 4/2015 Blucher ..... A61L 15/325  
604/304

\* cited by examiner

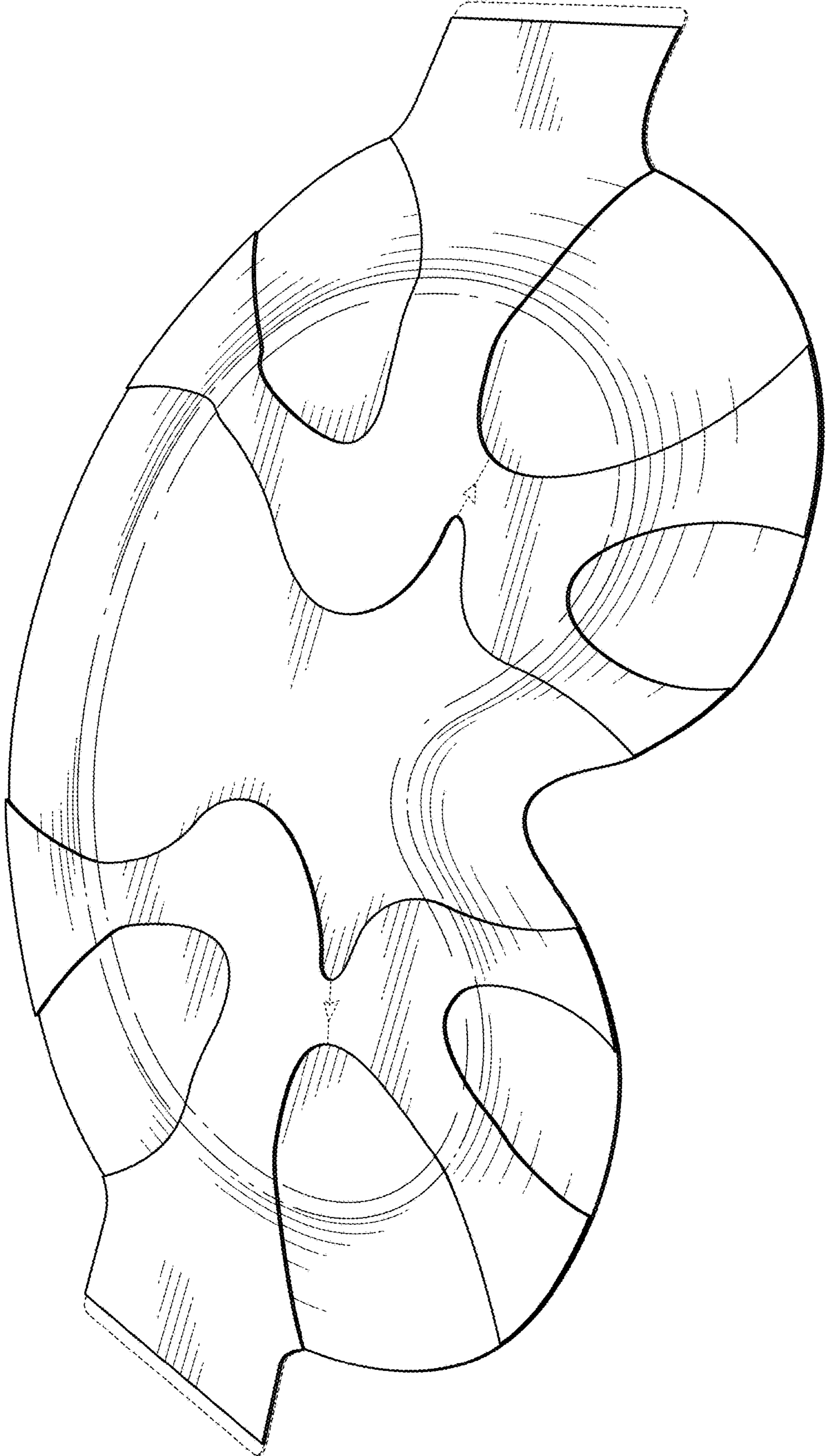


FIG. 1




FIG. 2



FIG. 3



FIG. 4




FIG. 5

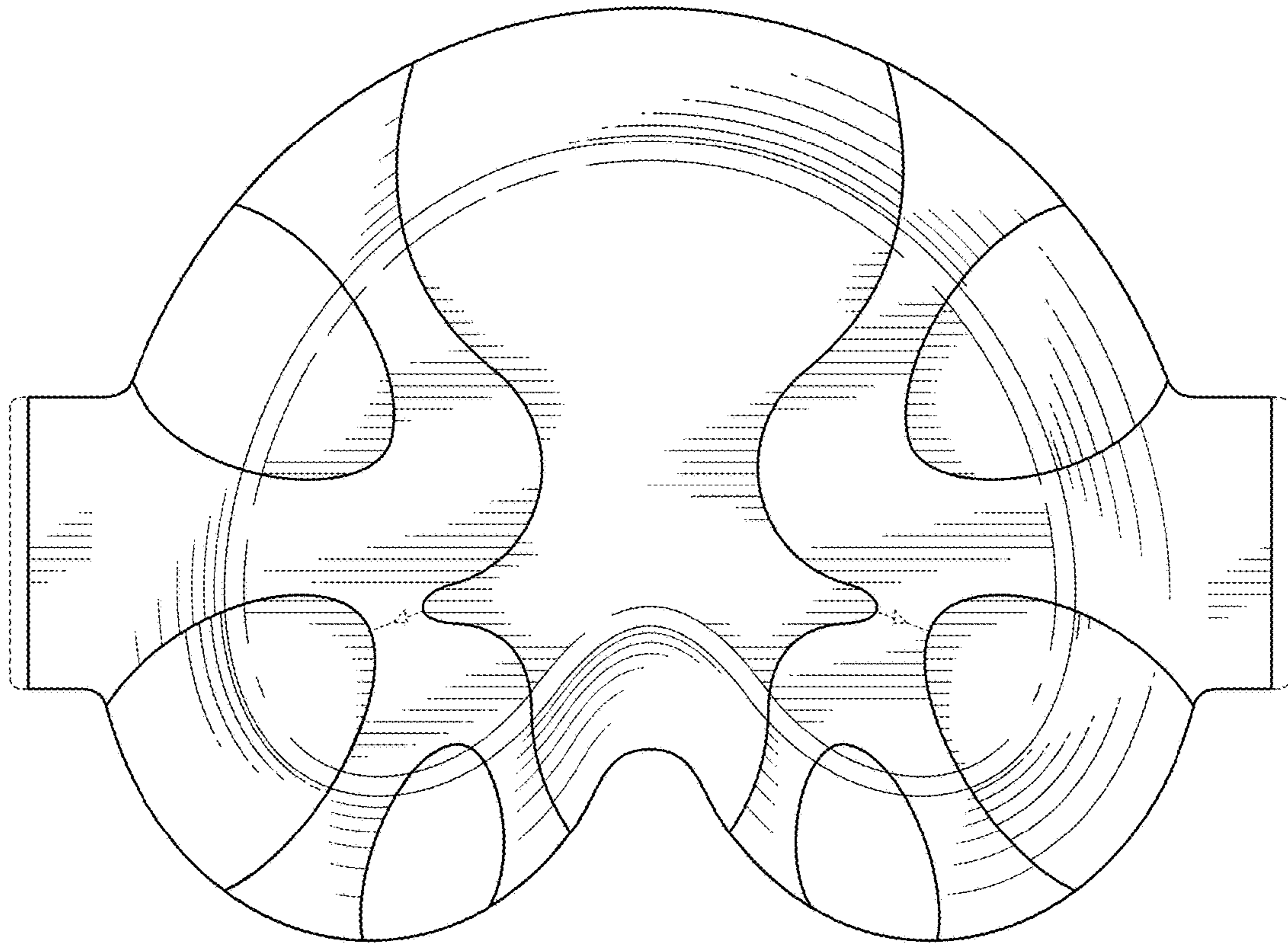


FIG. 6




FIG. 7