



US00D806841S

(12) **United States Design Patent** (10) **Patent No.:** **US D806,841 S**
Stevenson et al. (45) **Date of Patent:** **** Jan. 2, 2018**

(54) **LAVATORY**
(71) Applicant: **Kohler Mira Limited**, Gloucestershire (GB)
(72) Inventors: **Robert Karl Stevenson**, London (GB); **Alexander Muspratt-Williams**, London (GB)
(73) Assignee: **KOHLER MIRA LIMITED** (GB)
(**) Term: **15 Years**
(21) Appl. No.: **29/566,263**
(22) Filed: **May 27, 2016**
(51) **LOC (11) Cl.** **23-01**
(52) **U.S. Cl.**
USPC **D23/293.1**
(58) **Field of Classification Search**
USPC D23/284-293.1, 294, 303, 308
CPC A47K 1/04; A47B 77/06; A47J 47/20
See application file for complete search history.

D624,992 S * 10/2010 Maitre D23/284
D632,766 S * 2/2011 Matsuura D23/284
D634,409 S * 3/2011 Palomba D23/284
D634,410 S * 3/2011 Palomba D23/284
D645,125 S * 9/2011 Palomba D23/284
D659,811 S * 5/2012 Licini D23/293.1
D667,940 S * 9/2012 Licini
D713,513 S * 9/2014 Chen D23/284

* cited by examiner

Primary Examiner — Robert M Spear
Assistant Examiner — John Voytek
(74) *Attorney, Agent, or Firm* — Foley & Lardner LLP

(57) **CLAIM**

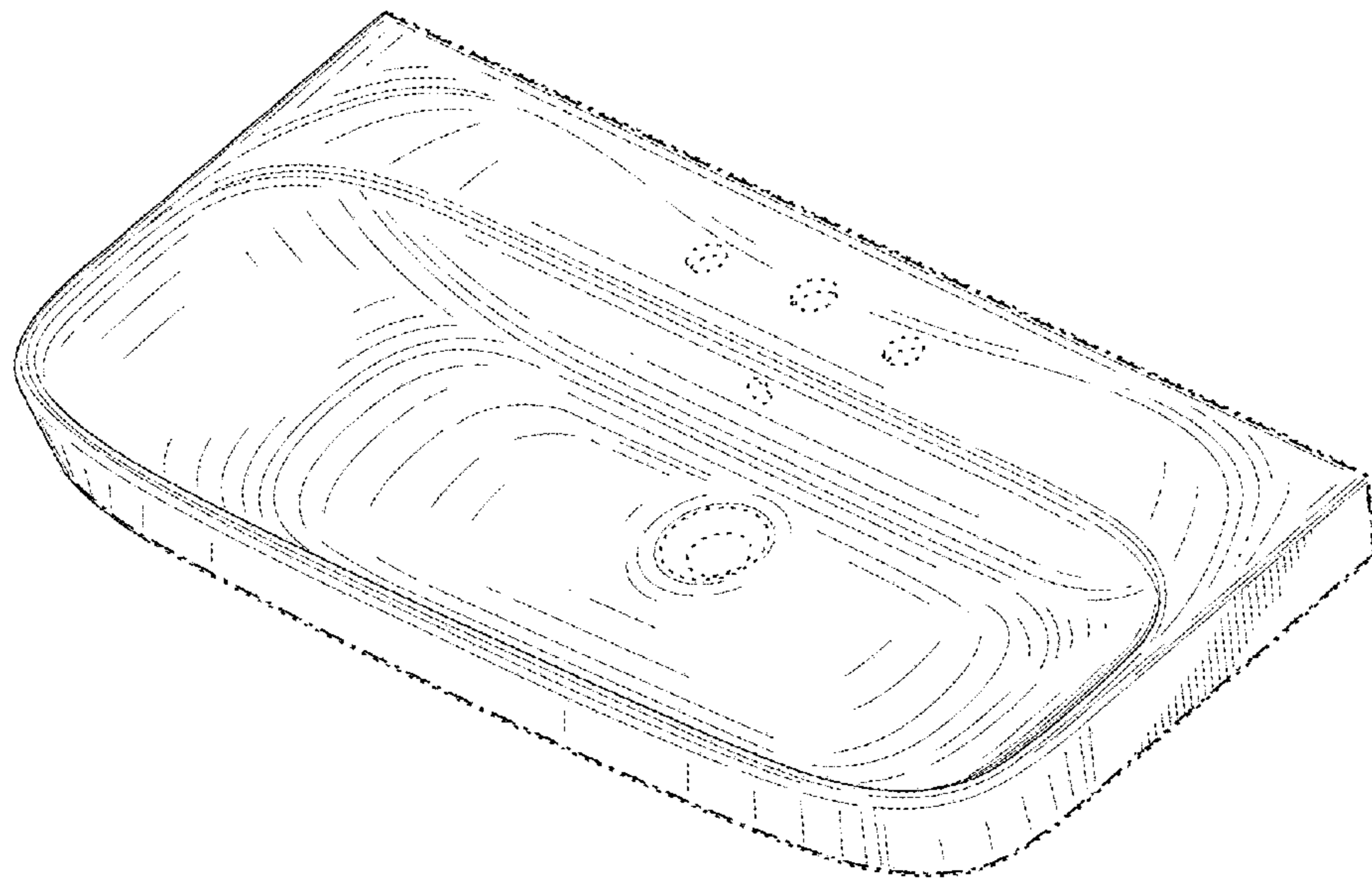
We claim the ornamental design for a lavatory, as shown and described.

DESCRIPTION

FIG. 1 is a perspective view of an embodiment of the claimed design;
FIG. 2 is a top view of the embodiment of FIG. 1;
FIG. 3 is a bottom view of the embodiment of FIG. 1;
FIG. 4 is a front view of the embodiment of FIG. 1;
FIG. 5 is a rear view of the embodiment of FIG. 1;
FIG. 6 is a side view of the embodiment of FIG. 1;
FIG. 7 is another side view of the embodiment of FIG. 1;
FIG. 8 is a cross-sectional view taken along line 8-8 in FIG. 2; and,
FIG. 9 is a cross-sectional view taken along line 9-9 in FIG. 2.
The ornamental design which is claimed is shown in solid lines in the drawings. The broken lines in the drawings form no part of the claimed design. Broken lines formed by equal length dashes show unclaimed subject matter. Broken lines formed of unequal length dashes (i.e., dash-dot) define bounds of the claimed design.

1 Claim, 6 Drawing Sheets

(56) **References Cited**
U.S. PATENT DOCUMENTS
D274,642 S 7/1984 Doman
D292,732 S 11/1987 Gates et al.
D293,930 S 1/1988 Reid
D295,669 S 5/1988 Kolada
D314,818 S * 2/1991 Enthoven D23/291
D328,338 S 7/1992 Ragonot
D434,124 S 11/2000 McKeone
D499,797 S 12/2004 Bates
D508,984 S * 8/2005 Gordon D23/293.1
D509,574 S 9/2005 Sutopo
D509,887 S 9/2005 Sutopo
D538,410 S 3/2007 Chensesseau
D588,239 S 3/2009 Slothower
D598,990 S * 8/2009 Durringer D23/284



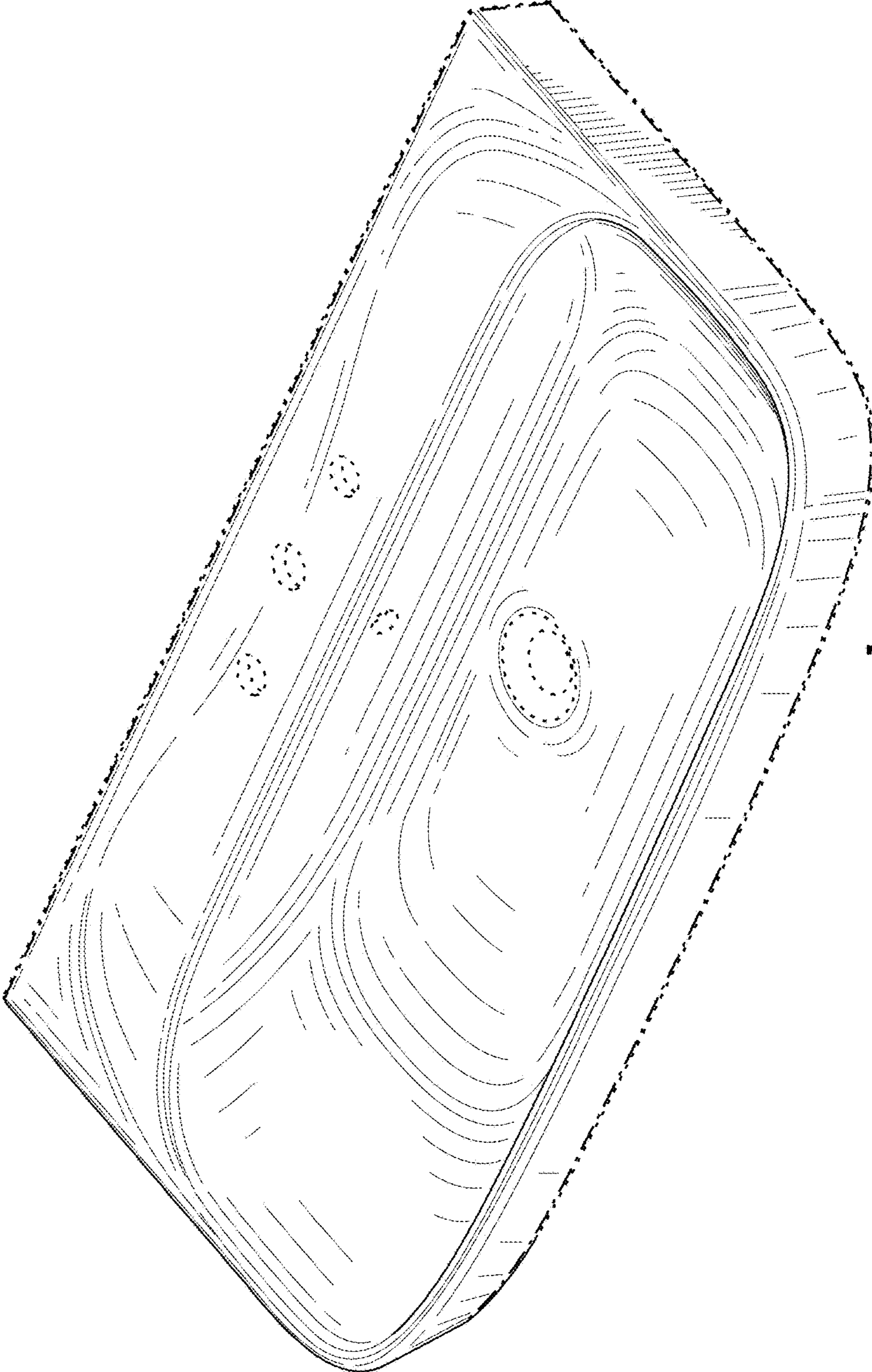


FIG. 1

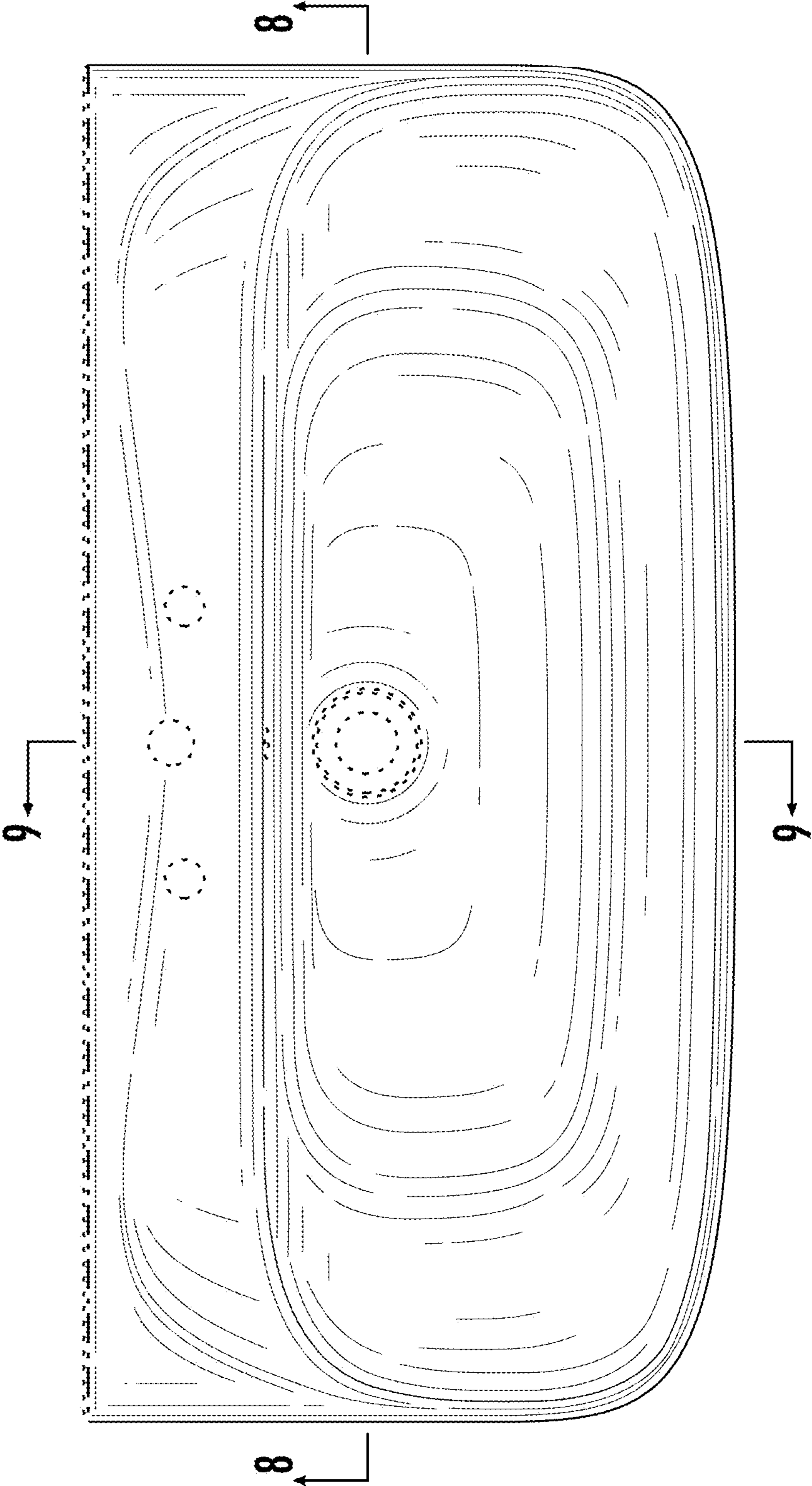


FIG. 2

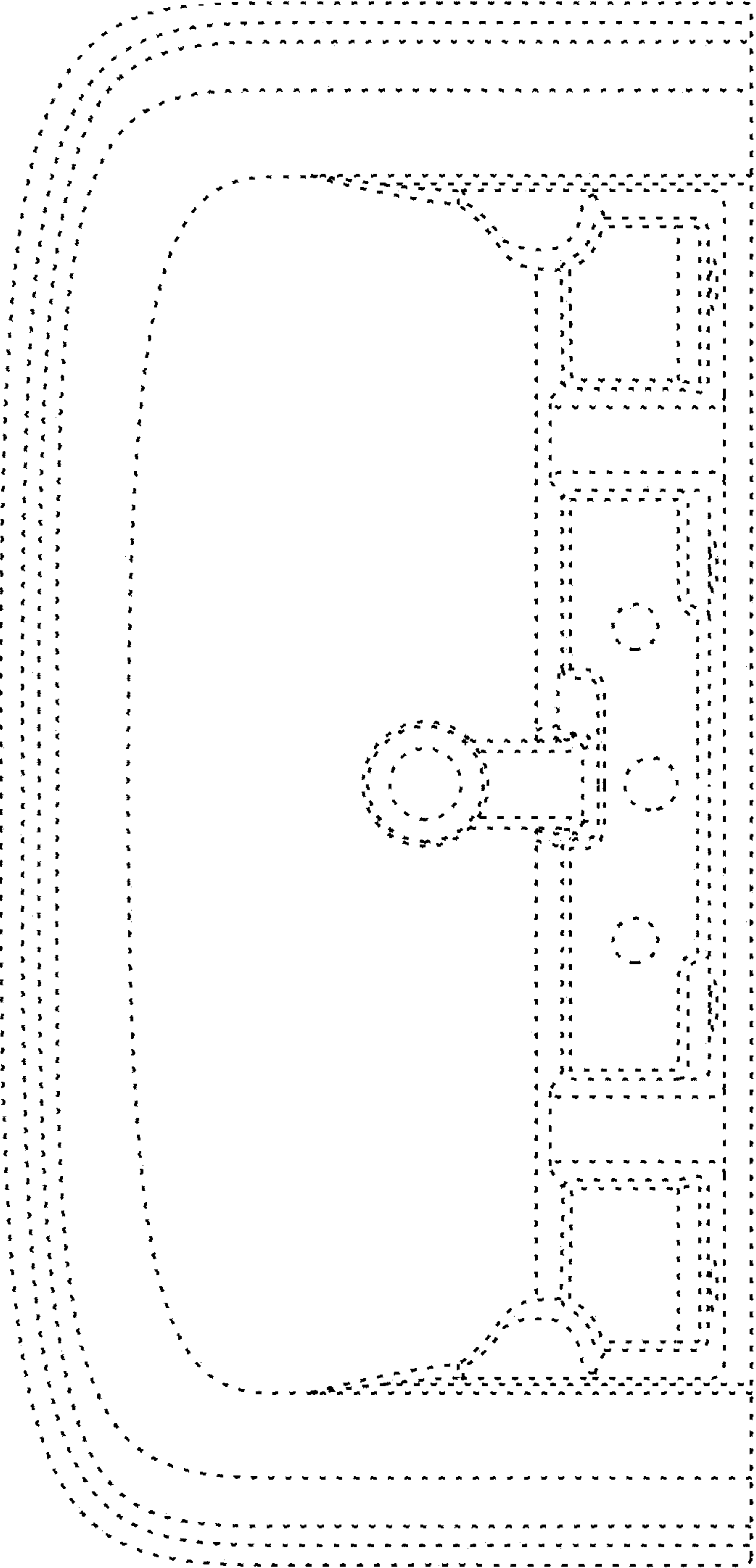


FIG. 3




FIG. 4

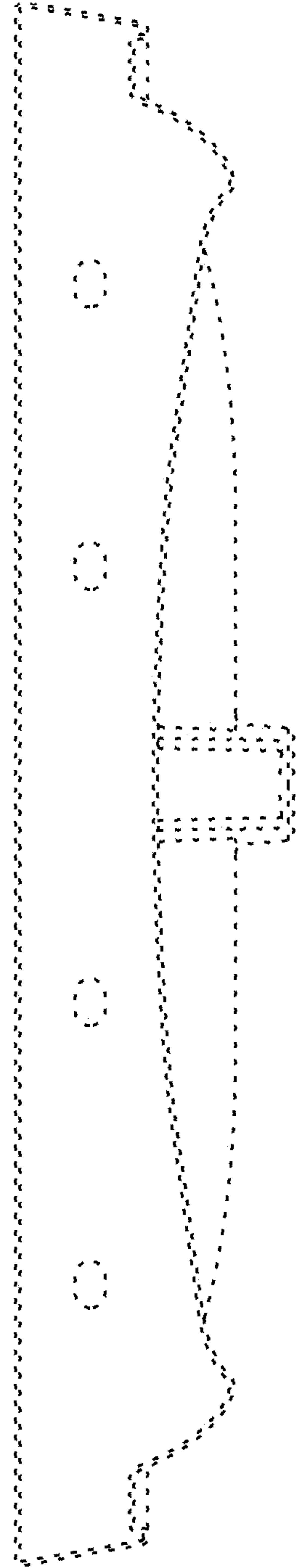


FIG. 5




FIG. 6




FIG. 7

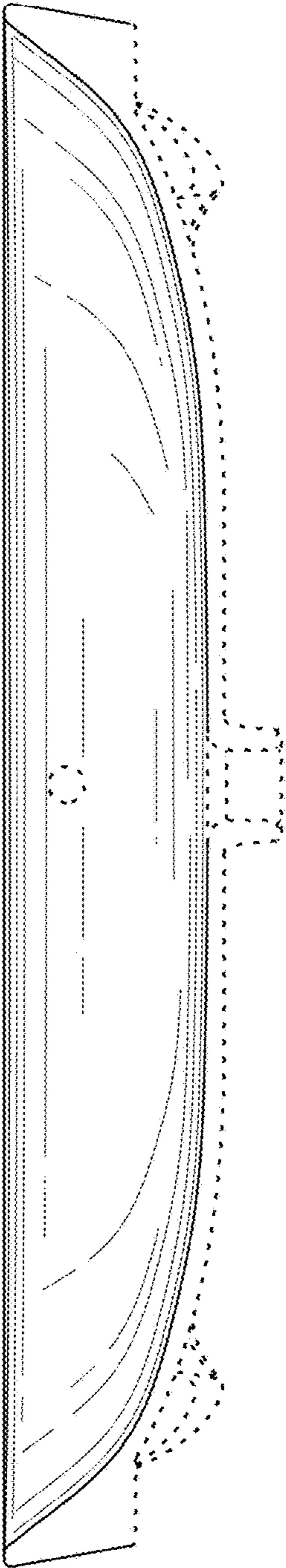


FIG. 8

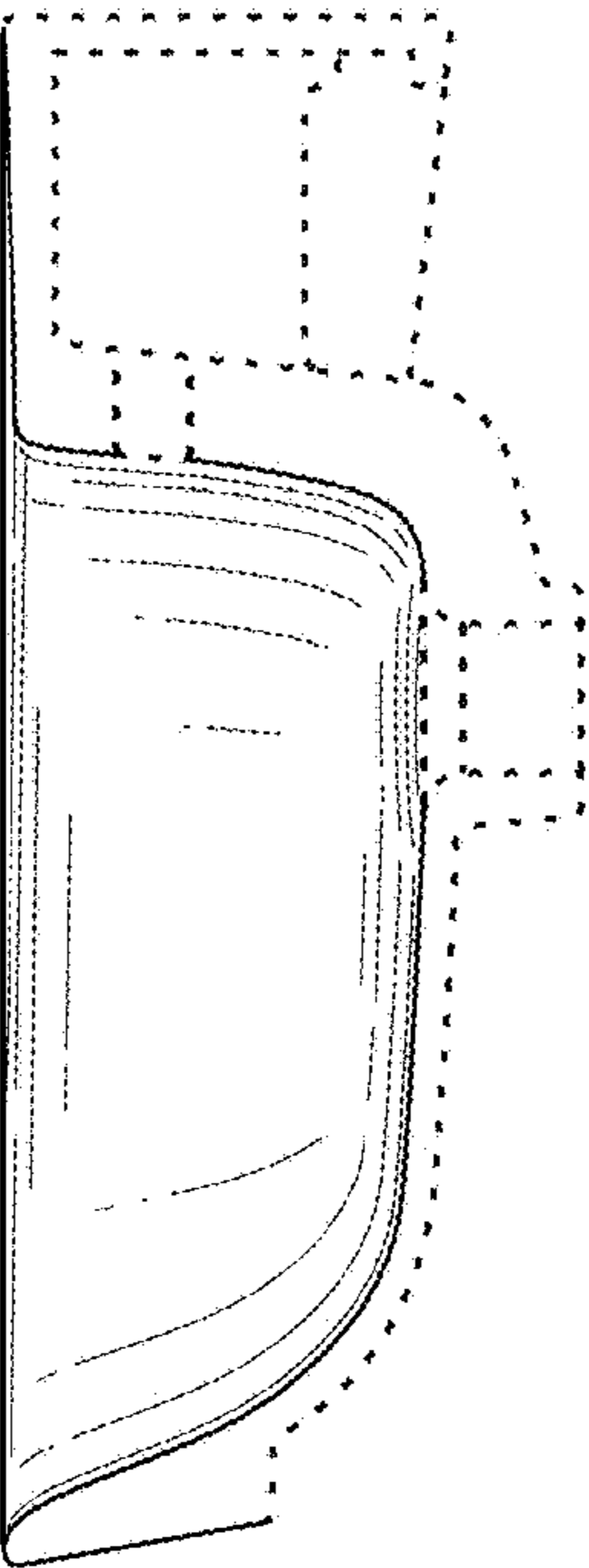


FIG. 9