



US00D806812S

(12) **United States Design Patent**  
**Adams**

(10) **Patent No.:** **US D806,812 S**  
(45) **Date of Patent:** **\*\* Jan. 2, 2018**

- (54) **SPORT TRAINING APPARATUS**
- (71) Applicant: **Richard J. Adams**, Charlestown, MA (US)
- (72) Inventor: **Richard J. Adams**, Charlestown, MA (US)
- (\*\*) Term: **15 Years**
- (21) Appl. No.: **29/580,253**
- (22) Filed: **Oct. 6, 2016**
- (51) **LOC (11) Cl.** ..... **21-02**
- (52) **U.S. Cl.**  
USPC ..... **D21/699**
- (58) **Field of Classification Search**  
USPC ..... D21/698, 699, 705, 707-709, 713-718, D21/722, 780, 787-789, 791, 799.1, 804; D6/580; D8/16, 17, 19, 382; D10/64  
CPC ... A63B 37/00; A63B 37/0022; A63B 37/001; A63B 37/0011; A63B 37/12; A63B 37/14; A63B 39/00; A63B 39/06; A63B 41/00; A63B 43/00; A63B 43/008; A63B 43/02; A63B 43/06; A63B 47/00; A63B 57/20; A63B 59/20; A63B 63/00; A63B 2063/001; A63B 67/10; A63B 2069/0008; A63B 69/002; A63B 69/345; A63B 69/34; A63B 69/201; A63B 69/205; A63B 71/14; A63B 71/143; A63B 71/145; A65B 69/00  
See application file for complete search history.

- 5,000,461 A \* 3/1991 Borazjani ..... A63B 63/00 273/400
- D352,326 S \* 11/1994 Hsiao ..... D21/790
- 5,367,503 A \* 11/1994 Lowrance ..... F41J 7/04 273/375
- 5,833,234 A \* 11/1998 Vavala ..... A63B 69/0097 273/396

(Continued)

*Primary Examiner* — Michael A. Pratt  
*Assistant Examiner* — Wendy Arminio  
(74) *Attorney, Agent, or Firm* — Adam P. Daniels, Esq.; Polsinelli LLP

(57) **CLAIM**

The ornamental design for a sport training apparatus, as shown and described.

**DESCRIPTION**

FIG. 1 is a front perspective view of a sport training apparatus, shown in a position of use attached to an unclaimed goal drawn in broken lines.

FIG. 2 is a front perspective view of the sport training apparatus shown in FIG. 1;

FIG. 3 is a back perspective view of the sport training apparatus shown in FIG. 1;

FIG. 4 is a front elevation view of the sport training apparatus shown in FIG. 1;

FIG. 5 is a back elevation view of the sport training apparatus shown in FIG. 1;

FIG. 6 is a right side elevation view of the sport training apparatus shown in FIG. 1;

FIG. 7 is a left side elevation view of the sport training apparatus shown in FIG. 1; and,

FIG. 8 is a top plan view of the sport training apparatus shown in FIG. 1.

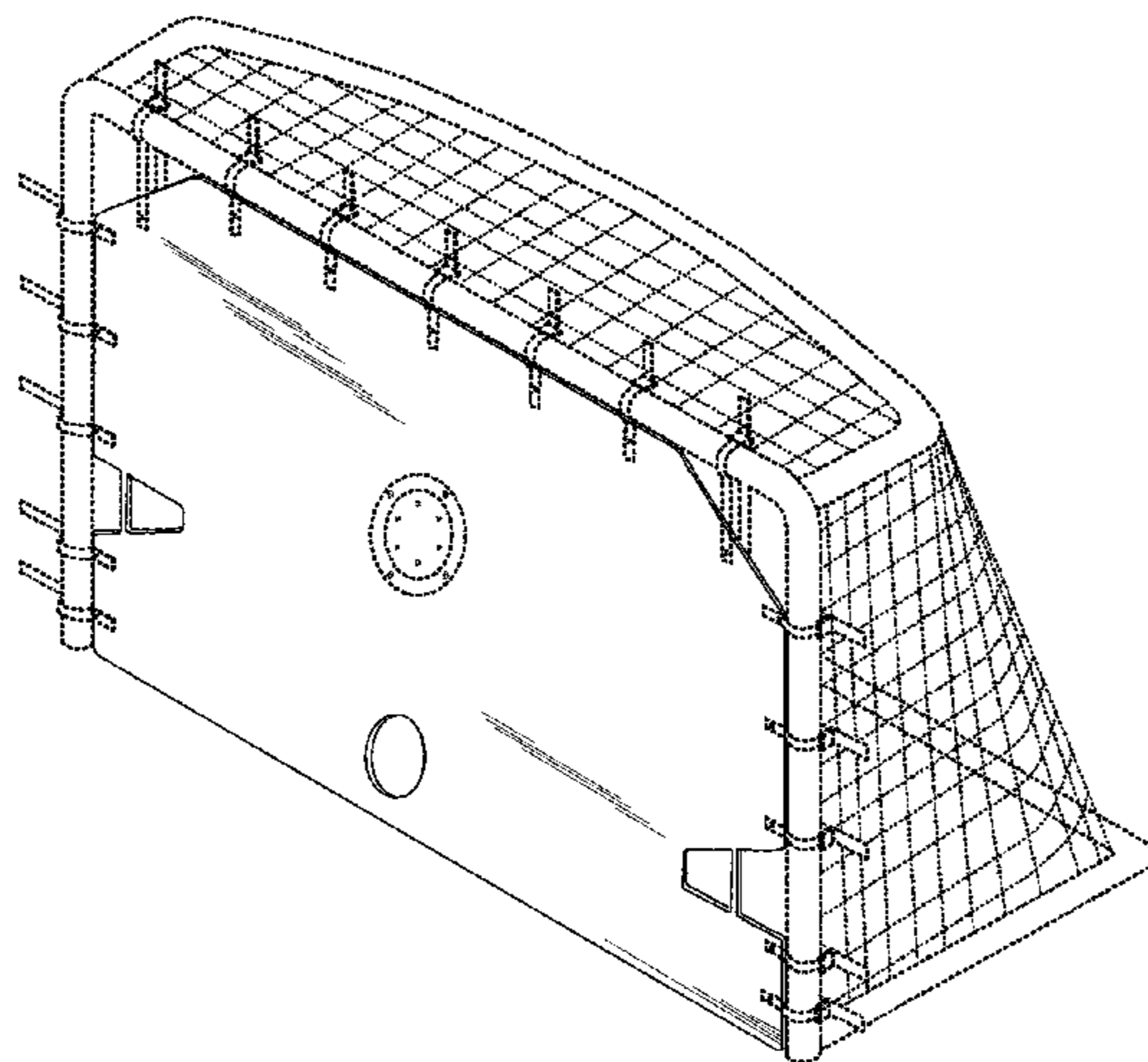
The broken lines showing a goal in FIG. 1 depict environment and form no part of the claimed design. All other broken lines depict portions of the sport training apparatus that form no part of the claimed design.

**1 Claim, 7 Drawing Sheets**

(56) **References Cited**

U.S. PATENT DOCUMENTS

- 2,657,058 A \* 10/1953 Mulcahy ..... A63B 63/00 124/7
- D205,040 S \* 6/1966 Bruns ..... 273/400
- 3,328,033 A \* 6/1967 Hendry ..... A63B 63/00 248/328
- 3,856,298 A \* 12/1974 Frantti ..... A63B 63/00 273/127 R



(56)

**References Cited**

U.S. PATENT DOCUMENTS

6,155,936	A *	12/2000	Dorr	.....	A63B 63/00 124/6
6,223,801	B1 *	5/2001	Mitchell	.....	B44C 7/08 15/236.01
6,739,988	B2 *	5/2004	Jensen	.....	A63B 69/0002 273/396
6,846,253	B1 *	1/2005	Szwalek	.....	A63B 63/004 473/422
8,246,494	B2 *	8/2012	Stephenson	.....	A63B 63/004 473/422
8,590,901	B2 *	11/2013	Goldwitz	.....	A63B 63/00 273/395
8,678,957	B1 *	3/2014	Essex	.....	A63B 63/00 273/402
8,961,339	B2 *	2/2015	Littman	.....	A63B 69/0097 473/422
D742,466	S *	11/2015	Jaguan	.....	D21/699
9,427,645	B1 *	8/2016	Salscheider	.....	A63B 69/0026
2003/0030218	A1 *	2/2003	Zucchi	.....	A63B 63/00 273/371
2006/0089213	A1 *	4/2006	Snyder	.....	A63B 24/0021 473/435
2008/0312011	A1 *	12/2008	Edmondson	.....	A63B 69/0002 473/456
2013/0023362	A1 *	1/2013	Siefker	.....	A63B 63/004 473/446
2014/0045628	A1 *	2/2014	Krohl	.....	A63B 63/00 473/446
2016/0016060	A1 *	1/2016	Goldwitz	.....	A63B 69/00 473/446
2016/0289998	A1 *	10/2016	Huang	.....	E04H 15/34
2017/0189773	A1 *	7/2017	Cho	.....	A63B 71/022

\* cited by examiner

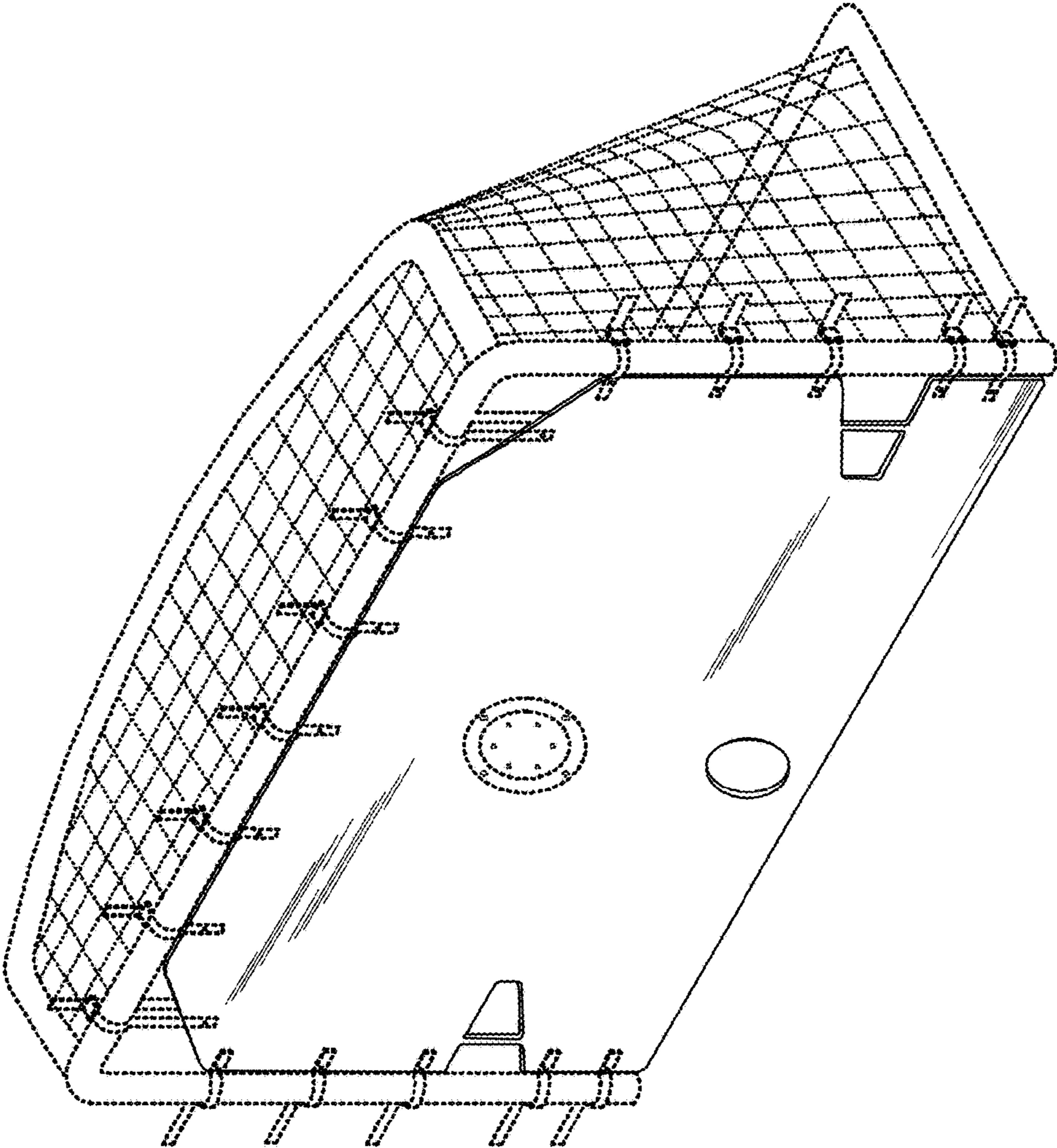


FIG. 1

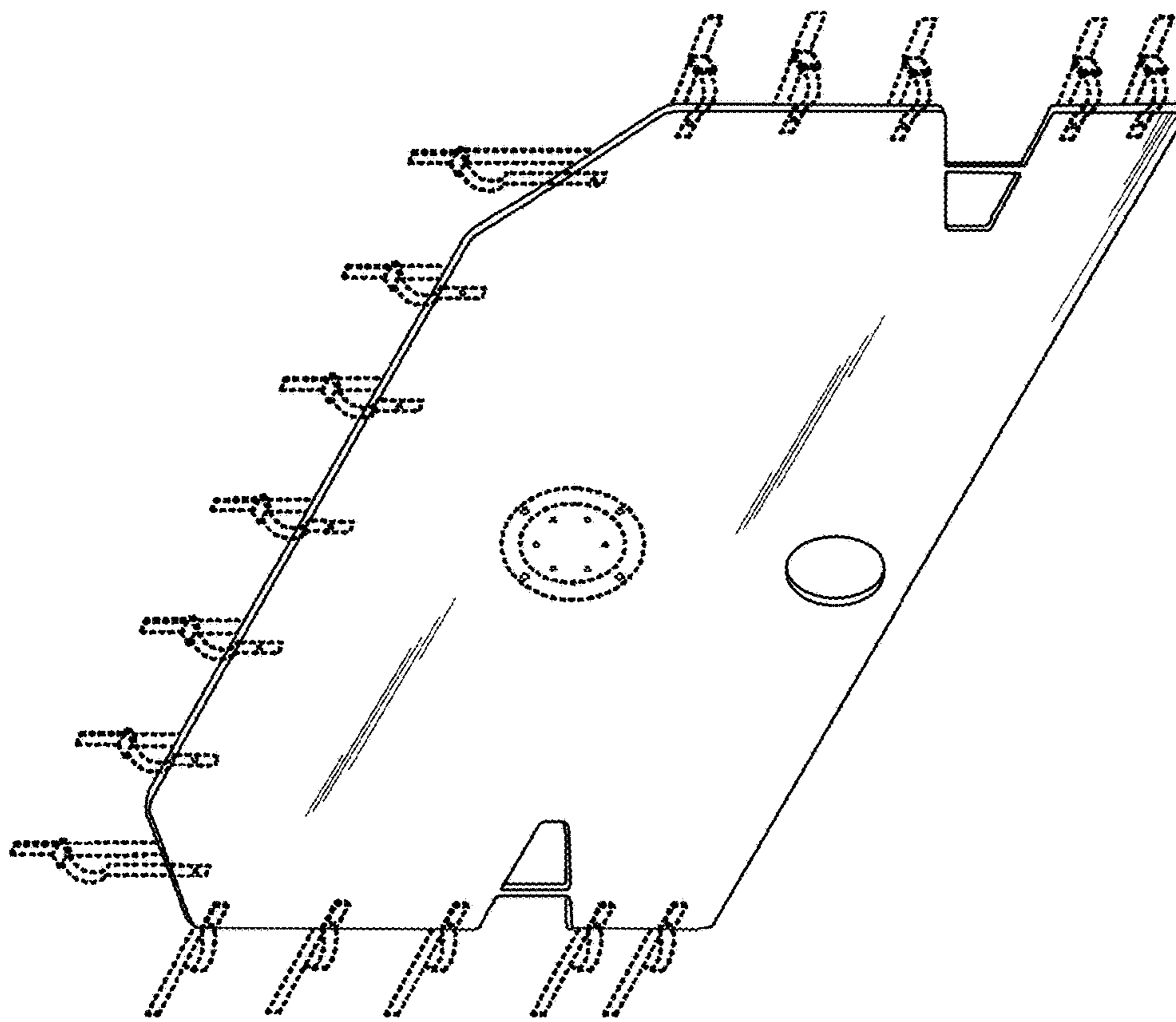


FIG. 2

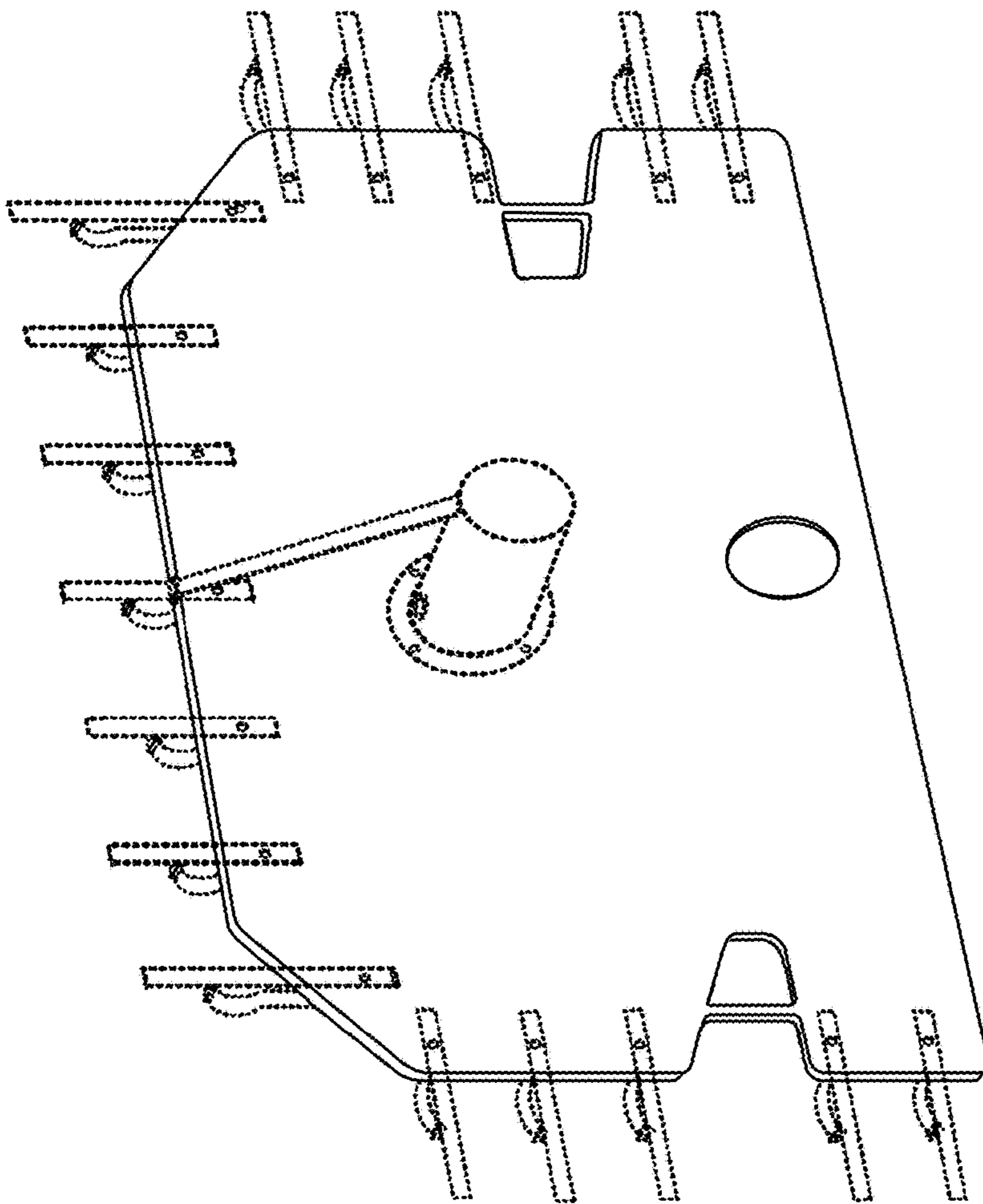


FIG. 3

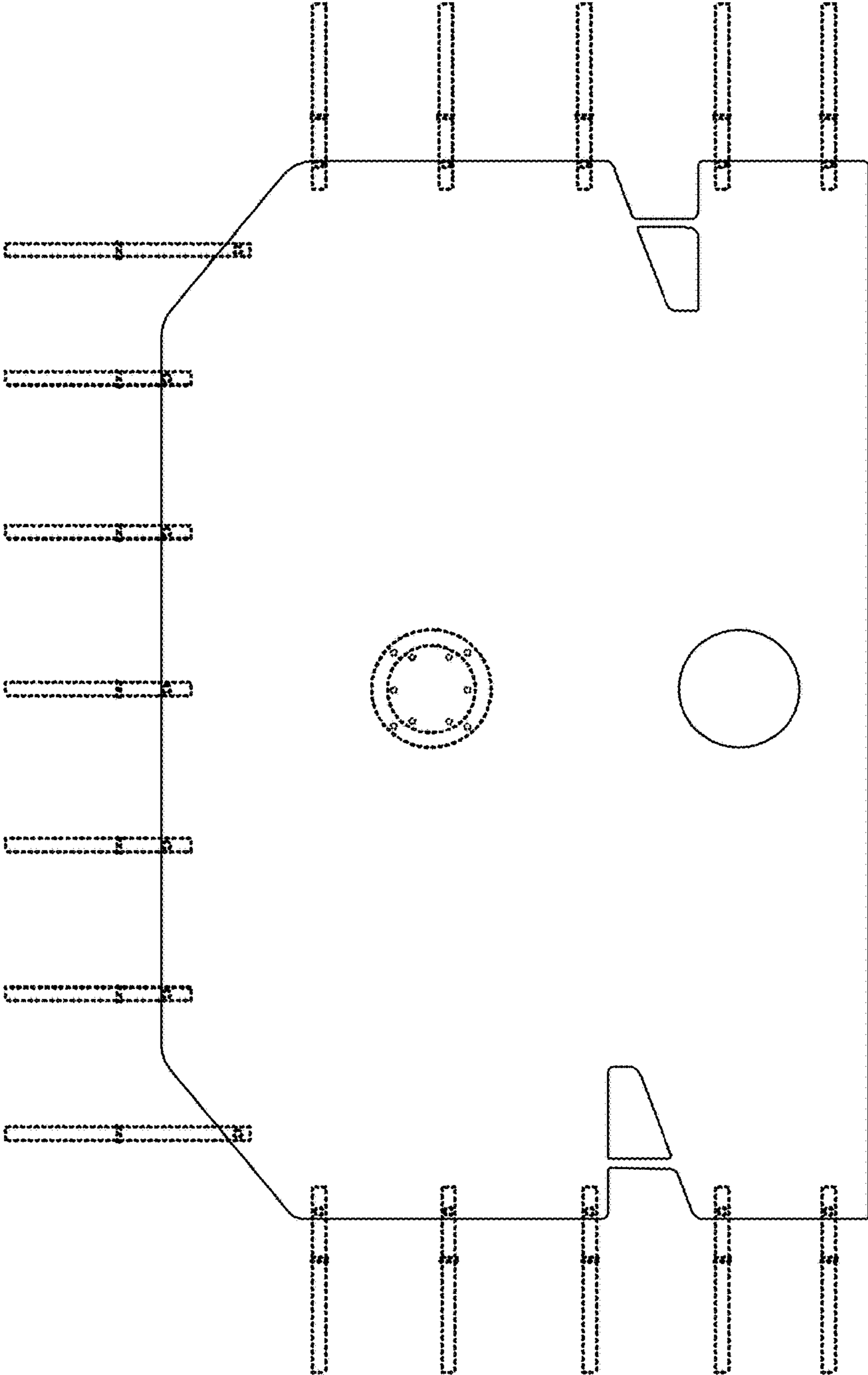


FIG. 4

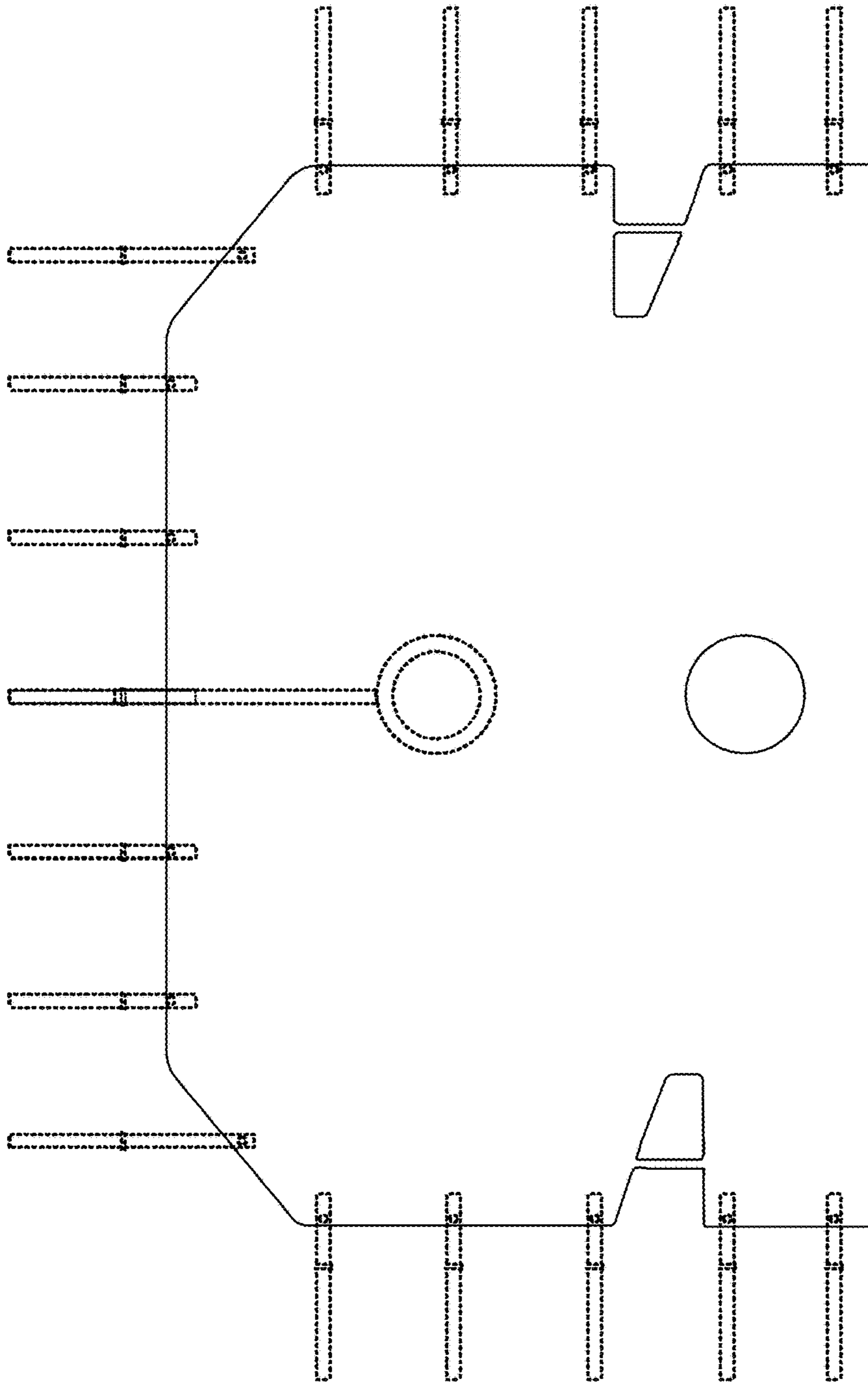


FIG. 5

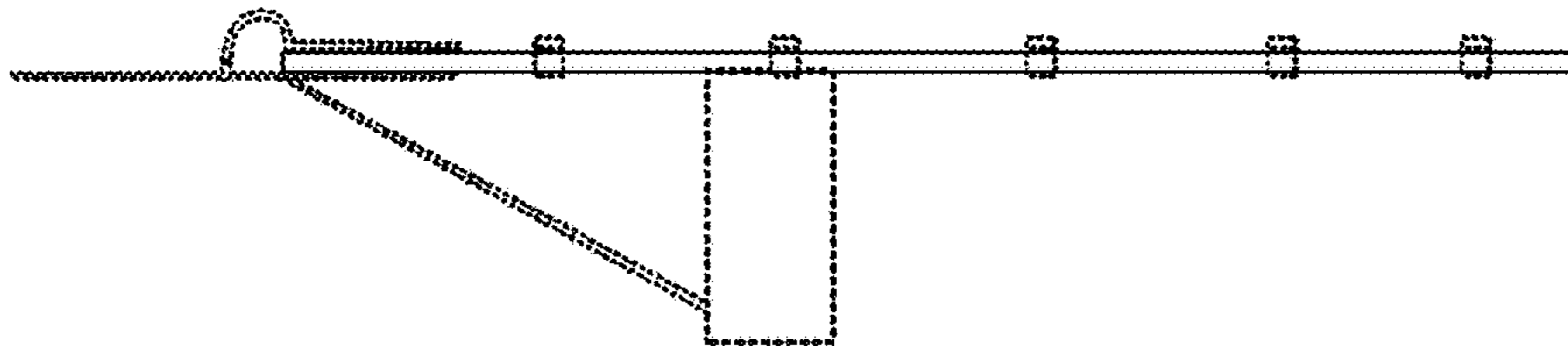


FIG. 7

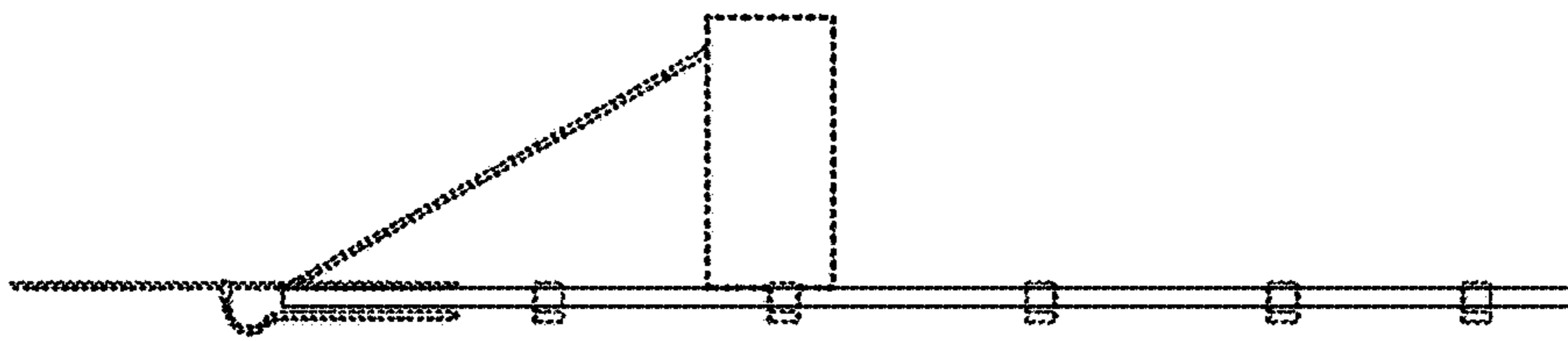


FIG. 6



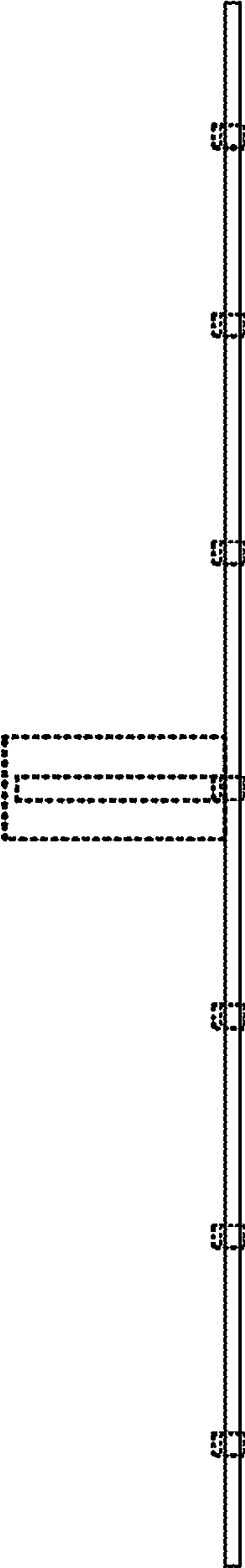


FIG. 8