



US00D806811S

(12) **United States Design Patent** (10) **Patent No.:** **US D806,811 S**
Best et al. (45) **Date of Patent:** **** Jan. 2, 2018**

(54) **EXERCISE RESISTANCE BAND WITH HANDLE**

A63B 21/4017; A63B 21/4043; A63B 21/4009; A63B 2023/006; A63B 21/4025
See application file for complete search history.

(71) Applicant: **Les Mills International Limited,**
Auckland (NZ)

(56) **References Cited**

U.S. PATENT DOCUMENTS

(72) Inventors: **Darryl John Best,** Christchurch (NZ);
David Neil Lovegrove, Christchurch (NZ); **Ross Hughan Dawson,**
Christchurch (NZ)

1,885,473 A * 11/1932 Louis A63B 21/0004
482/129
D256,821 S * 9/1980 Weider D21/692
(Continued)

OTHER PUBLICATIONS

(73) Assignee: **Les Mills International Limited,**
Auckland (NZ)

Smartband by LesMills dated Apr. 17, 2016. Found online [Jun. 20, 2017] https://www.amazon.com/Les-Mills-SMARTBANDTM-SMARTBAND/product-reviews/B01CHDZQKG/ref=cm_cr_dp_d_show_all_btm?ie=UTF8&reviewerType=avp_only_reviews&sortBy=recent.*

(**) Term: **15 Years**

(Continued)

(21) Appl. No.: **29/544,913**

(22) Filed: **Nov. 6, 2015**

Primary Examiner — Robert M. Spear
Assistant Examiner — Ryan Harvey

(30) **Foreign Application Priority Data**

(74) *Attorney, Agent, or Firm* — Seed Intellectual Property Law Group LLP

May 8, 2015 (NZ) 420197

May 8, 2015 (NZ) 420198

(57) **CLAIM**

(51) **LOC (11) Cl.** **21-02**

The ornamental design for an exercise resistance band with handle, as shown and described.

(52) **U.S. Cl.**

USPC **D21/692**

DESCRIPTION

(58) **Field of Classification Search**

USPC D21/797, 698, 662, 683, 692, 687, 693;
482/23, 48, 139, 44, 105, 91, 95, 124,
482/123, 125, 126, 904, 131, 129, 74,
482/121, 122, 140; 2/161.1, 162, 170,
2/917, 16, 20; D8/330, 303; D20/22;
D29/113, 120.1, 791, 797, 190, 117.1;
473/205; D24/190, 206, 200

FIG. 1 is a perspective view of an exercise resistance band with handle showing another embodiment of our new design.

FIG. 2 is a cross-sectional view thereof, viewed along Section 11-11 of FIG. 1.

FIG. 3 is a front elevational view thereof; the opposing view is identical thereto.

FIG. 4 is a top plan view thereof.

FIG. 5 is a bottom plan view thereof.

FIG. 6 is an enlarged perspective view of a portion thereof.

(Continued)

CPC A63B 2209/10; A63B 21/0552; A63B 21/4035; A63B 21/0557; A63B 21/0442;




FIG. 7 is a front elevational view of the portion of FIG. 6; the rear elevational view is identical thereto; and, FIG. 8 is a side elevational view of the portion of FIG. 6; the opposing side view is identical thereto. The broken lines in the figures form no part of the claimed design.

1 Claim, 7 Drawing Sheets

(56)

References Cited

U.S. PATENT DOCUMENTS

D262,228	S *	12/1981	Docic	D21/693
D287,868	S *	1/1987	Whaley	D21/672
5,681,248	A *	10/1997	Vani	A63B 21/0004 482/10
6,244,998	B1 *	6/2001	Hinds	A63B 21/0004 482/124
D455,185	S *	4/2002	Karadimas	D21/692
D488,046	S *	4/2004	Marquardt	D8/107
7,628,743	B1 *	12/2009	Flentye	A63B 21/0004 482/121
8,876,678	B2 *	11/2014	Flentye	A63B 21/0552 482/121
8,944,975	B2 *	2/2015	Hsieh	A63B 21/0442 482/124

8,961,379	B2 *	2/2015	Flentye	A63B 21/0552 482/121
9,050,484	B2 *	6/2015	Flentye	A63B 23/0355
9,072,928	B2 *	7/2015	Reed	A63B 21/00043
9,308,411	B2 *	4/2016	Friedberg	A63B 21/00061
2007/0042881	A1 *	2/2007	Wu	A63B 21/0004 482/126
2008/0300117	A1 *	12/2008	Madden	A63B 21/0004 482/126
2013/0045842	A1 *	2/2013	Wood	A63B 21/00185 482/124
2015/0005143	A1 *	1/2015	Liu	A63B 21/0557 482/129
2015/0072840	A1 *	3/2015	Poe	A63B 21/0557 482/122
2016/0001120	A1 *	1/2016	Williams	A63B 21/0552 482/126
2016/0199682	A1 *	7/2016	Borak	A63B 71/0054 482/126
2017/0028245	A1 *	2/2017	Williams	A63B 21/0557

OTHER PUBLICATIONS

Vintage by HerOptionsForYou dated Nov. 15, 2016. Found online [Sep. 11, 2017] https://www.etsy.com/listing/509945552/vintage-90s-koosh-flingshot-slingshot?show_sold_out_detail=1.*

* cited by examiner

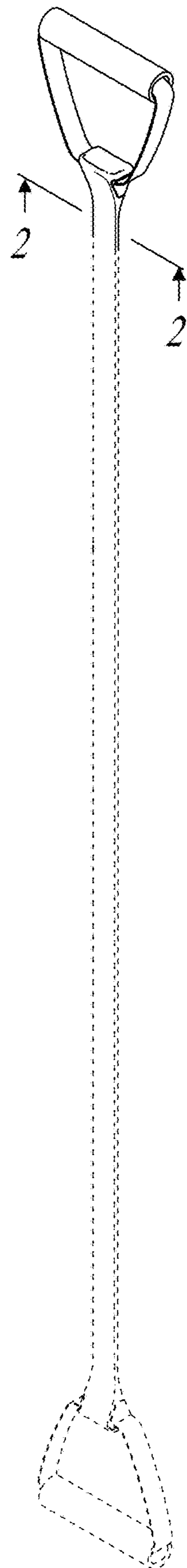


FIG. 1

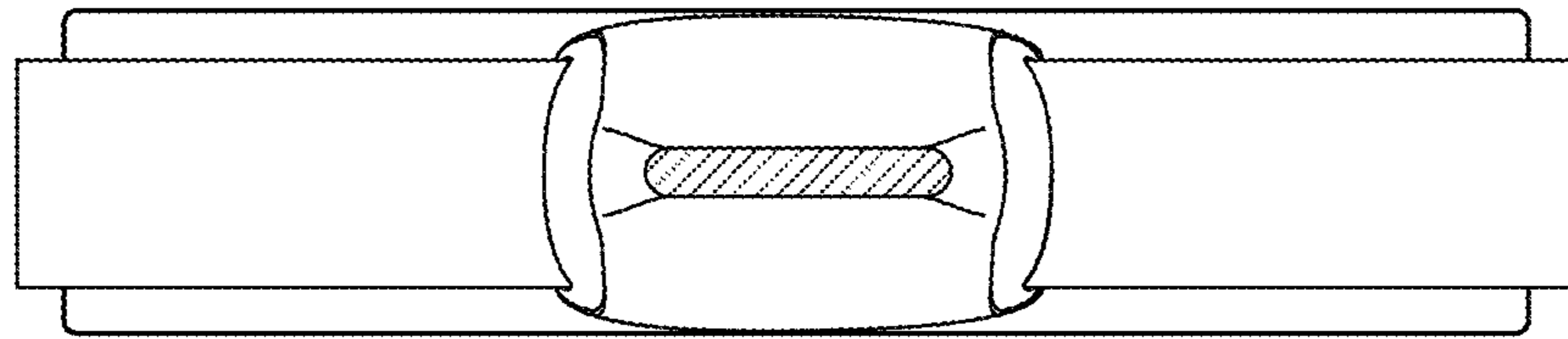


FIG. 2




FIG. 3



FIG. 4



FIG. 5

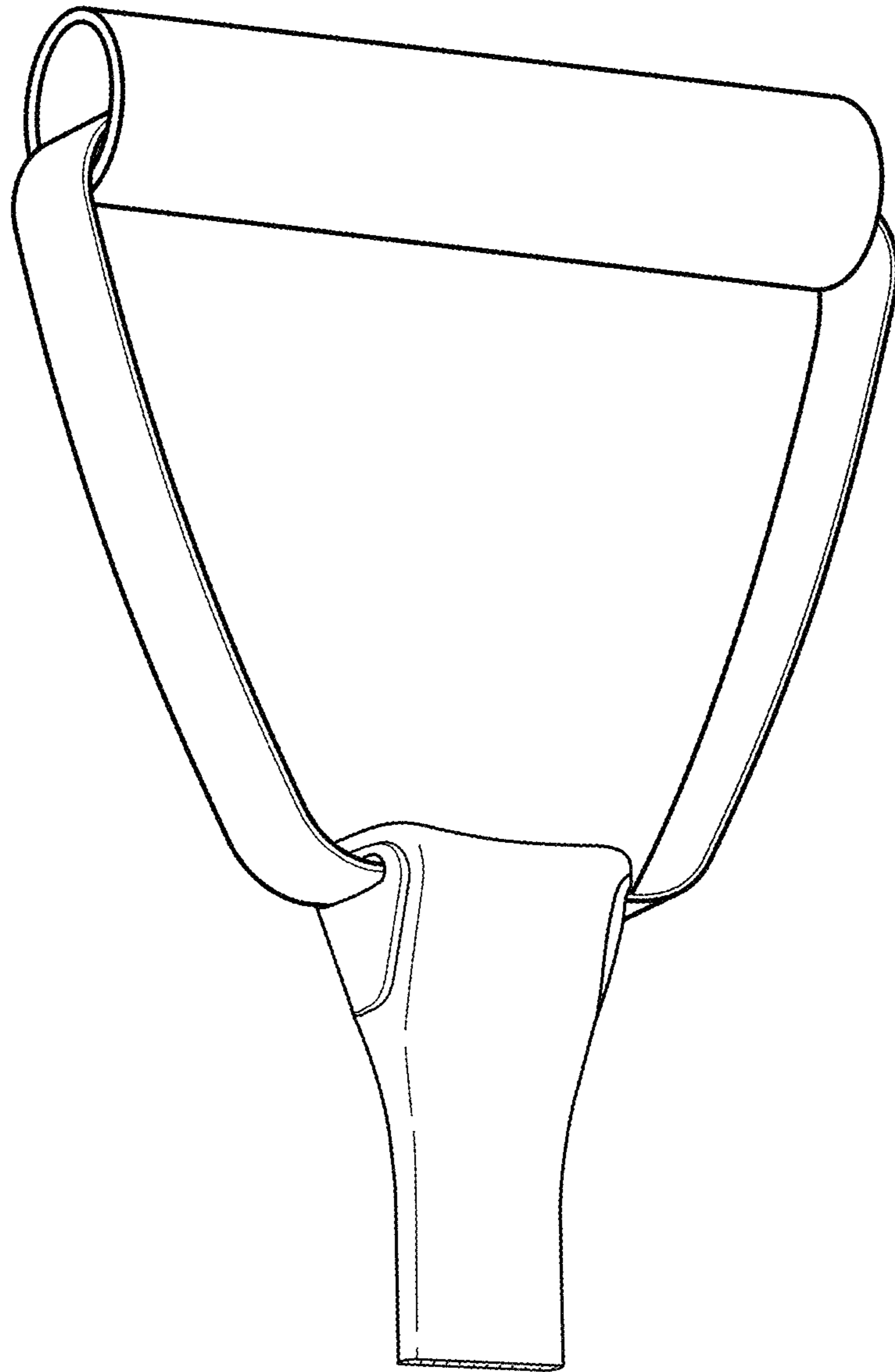


FIG. 6

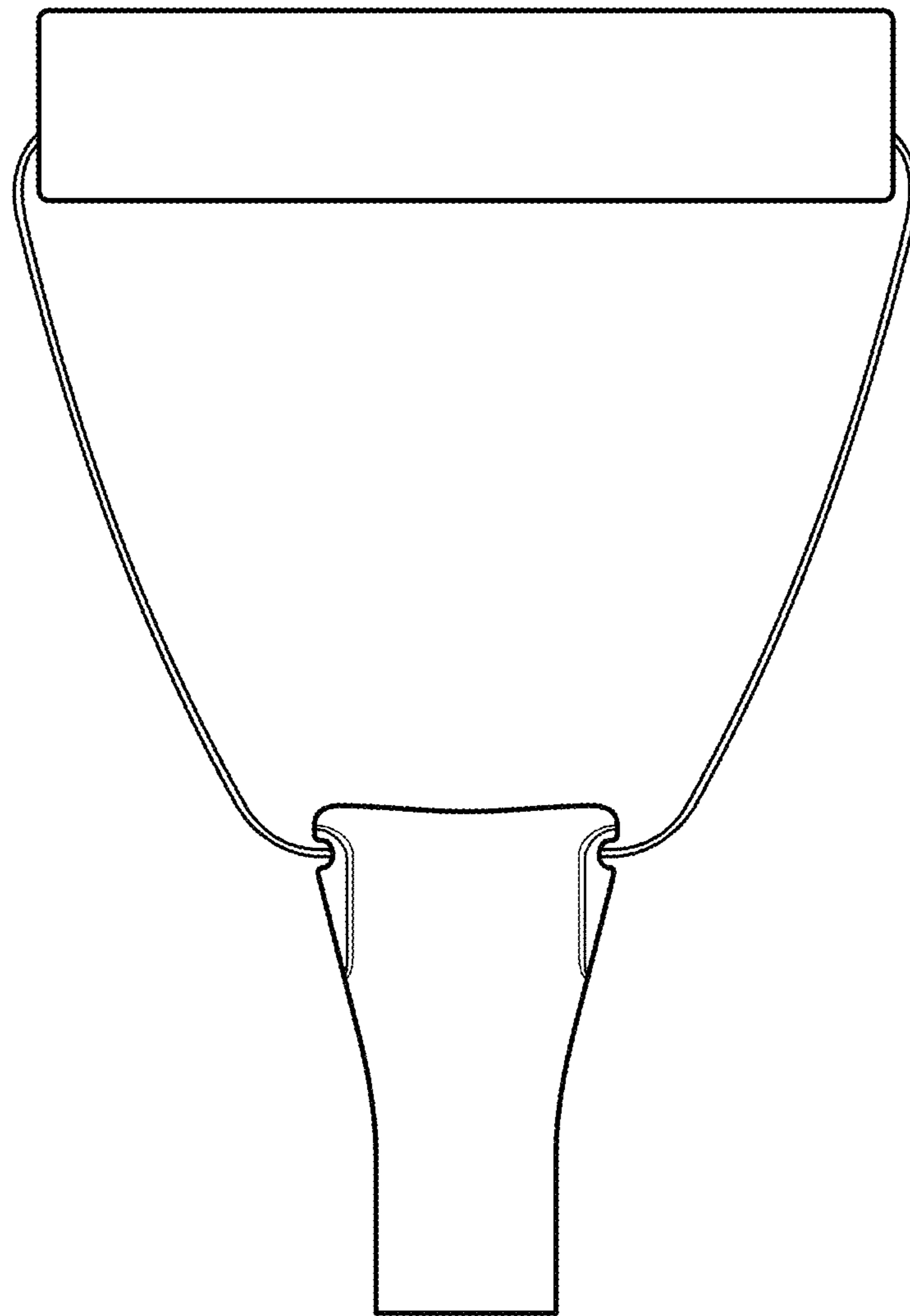


FIG. 7




FIG. 8