



US00D806799S

(12) **United States Design Patent** (10) **Patent No.:** **US D806,799 S**
Richmond (45) **Date of Patent:** **** Jan. 2, 2018**

(54) **LABEL FOR A CONTAINER**

(71) Applicant: **The Boots Company plc**, Nottingham (GB)

(72) Inventor: **David Anthony Richmond**, London (GB)

(73) Assignee: **THE BOOTS COMPANY PLC**, Nottingham (GB)

(**) Term: **15 Years**

(21) Appl. No.: **29/574,103**

(22) Filed: **Aug. 11, 2016**

(30) **Foreign Application Priority Data**

Apr. 27, 2016 (EM) 003096619-0002
Apr. 27, 2016 (EM) 003096619-0003
(Continued)

(51) **LOC (11) Cl.** **20-03**

(52) **U.S. Cl.**
USPC **D20/27**

(58) **Field of Classification Search**
USPC D20/10, 11, 22-28, 39, 40, 41, 99;
D14/485-495
(Continued)

(56) **References Cited**

U.S. PATENT DOCUMENTS

5,342,093 A * 8/1994 Weernink G09F 3/10
283/81
5,727,819 A * 3/1998 Grosskopf G09F 3/0289
283/81
(Continued)

Primary Examiner — Mary Ann Calabrese

Assistant Examiner — Sloan Rozin

(74) *Attorney, Agent, or Firm* — Finnegan, Henderson, Farabow, Garrett & Dunner, LLP

(57) **CLAIM**

The ornamental design for a label for a container, as shown and described.

DESCRIPTION

The patent or application contains at least one drawing executed in color. Copies of this patent or patent application with color drawings(s) will be provided by the Office upon request and payment of the necessary fee.

FIG. 1 is a front elevation view of a first embodiment of a label for a container showing my new design;

FIG. 2 is a rear elevation view thereof;

FIG. 3 is a left side view thereof;

FIG. 4 is a right side view thereof;

FIG. 5 is a top plan view thereof; and

FIG. 6 is a bottom plan view thereof.

FIG. 7 is a front elevation view of a second embodiment of a label for a container showing my new design;

FIG. 8 is a rear elevation view thereof;

FIG. 9 is a left side view thereof;

FIG. 10 is a right side view thereof;

FIG. 11 is a top plan view thereof; and

FIG. 12 is a bottom plan view thereof.

FIG. 13 is a front elevation view of a third embodiment of a label for a container showing my new design;

FIG. 14 is a rear elevation view thereof;

FIG. 15 is a left side view thereof;

FIG. 16 is a right side view thereof;

FIG. 17 is a top plan view thereof; and

FIG. 18 is a bottom plan view thereof.

FIG. 19 is a front elevation view of a fourth embodiment of a label for a container showing my new design;

FIG. 20 is a rear elevation view thereof;

FIG. 21 is a left side view thereof;

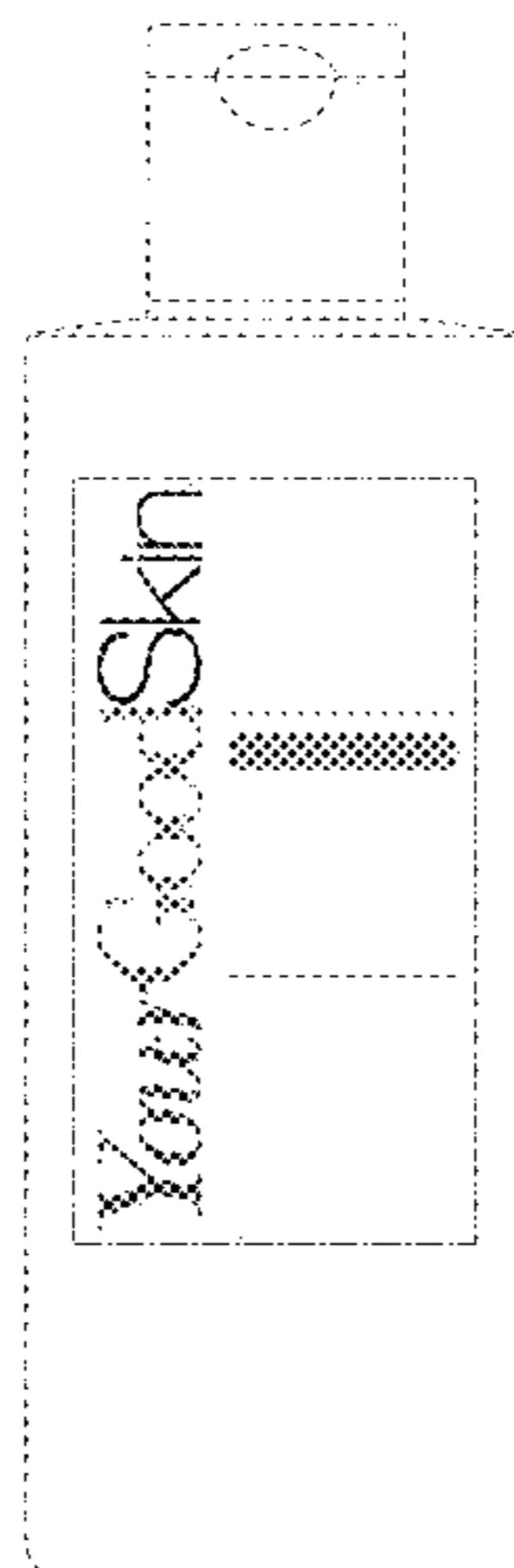
FIG. 22 is a right side view thereof;

FIG. 23 is a top plan view thereof; and,

FIG. 24 is a bottom plan view thereof.

The broken lines of uneven length define the boundary of the claimed design and form no part of the claimed design. The broken lines of even length show unclaimed portions of the container and form no part of the claimed design.

1 Claim, 20 Drawing Sheets
(12 of 20 Drawing Sheet(s) Filed in Color)



(30) **Foreign Application Priority Data**

Apr. 27, 2016 (EM) 003096619-0004
 Apr. 27, 2016 (EM) 003096619-0005

(58) **Field of Classification Search**

CPC G09F 1/00; G09F 1/02; G09F 2003/023;
 G09F 2003/0261; G09F 2003/0264; G09F
 7/00; G09F 3/206; G09F 13/00; G09F
 2007/1807; G09F 13/04; G09F
 2013/0427; G09F 2013/0495; G09D 3/00
 See application file for complete search history.

(56) **References Cited**

U.S. PATENT DOCUMENTS

D430,615 S * 9/2000 Stevens D20/22
 6,613,410 B1 * 9/2003 Sellars G09F 3/0288
 281/2

7,497,041 B1 * 3/2009 Laurence G09F 3/0289
 40/306
 7,740,411 B2 * 6/2010 Kaufman B42D 15/00
 283/106
 D691,475 S * 10/2013 Potts D9/500
 D735,271 S * 7/2015 Toman D20/22
 9,085,402 B2 * 7/2015 Key B65D 85/00
 D739,743 S * 9/2015 Klarin D9/500
 9,193,491 B1 * 11/2015 Miceli B65D 1/0246
 D750,176 S * 2/2016 El-Afandi D20/22
 D763,692 S * 8/2016 Forsberg D20/27
 D767,399 S * 9/2016 Forsberg D20/22
 D768,781 S * 10/2016 Peruffo D20/27
 D781,378 S * 3/2017 Miceli D20/22
 D784,400 S * 4/2017 Joi D14/485
 D790,587 S * 6/2017 Sun D14/488
 D791,169 S * 7/2017 Sun D14/488
 D791,594 S * 7/2017 Klarin D9/500
 2003/0134073 A1 * 7/2003 Sellars G09F 3/0289
 428/40.1

* cited by examiner




FIG. 1




FIG. 2




FIG. 3

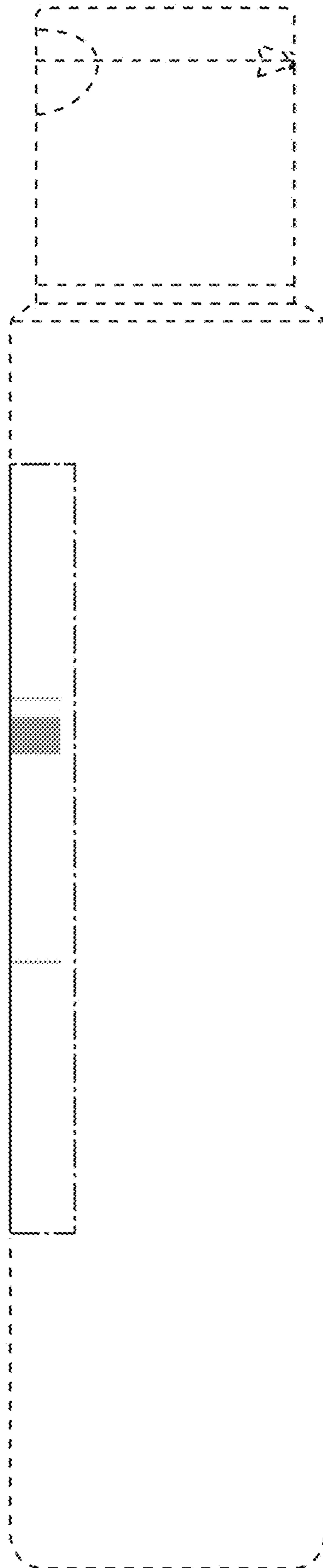


FIG. 4

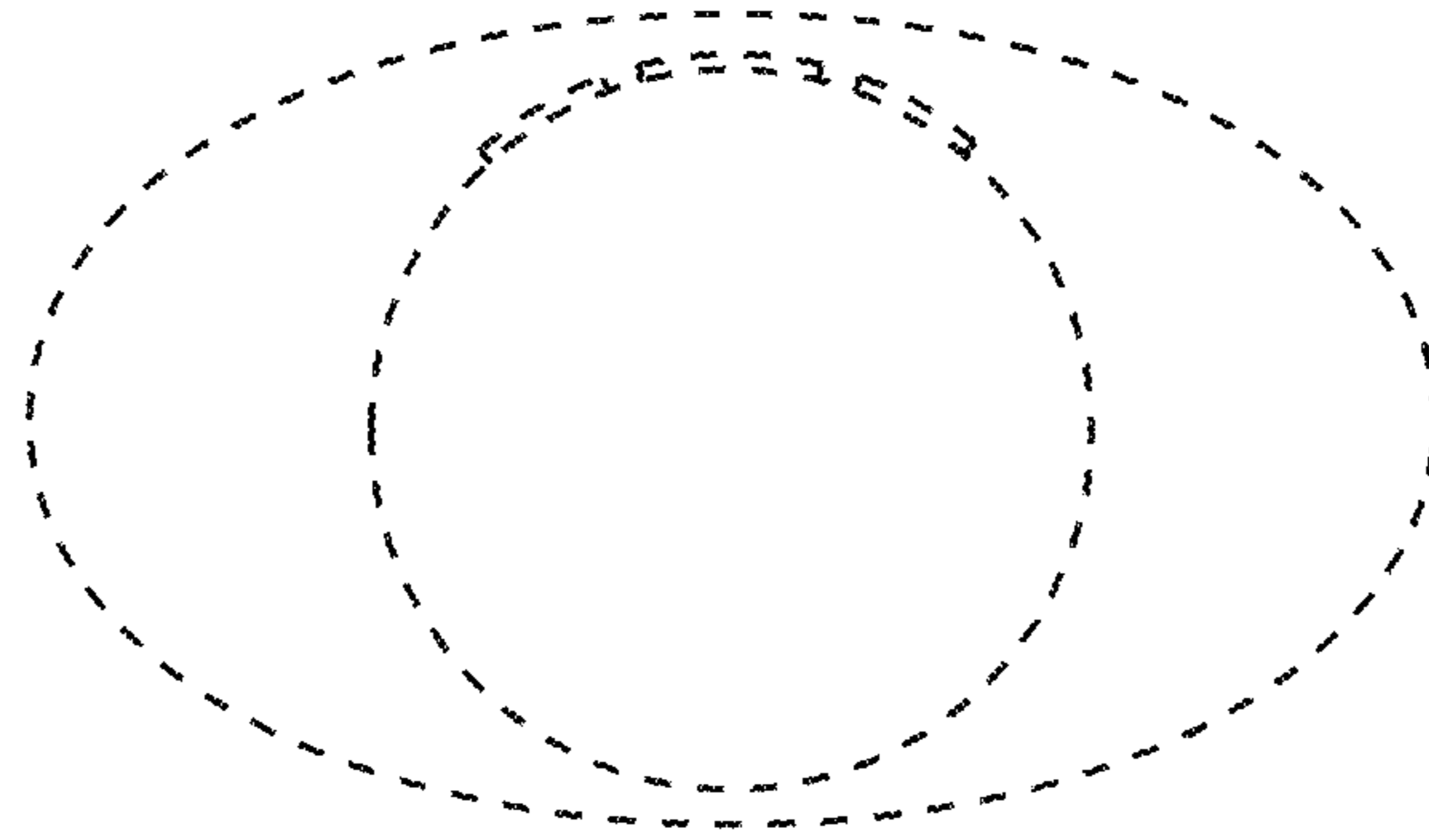


FIG. 5

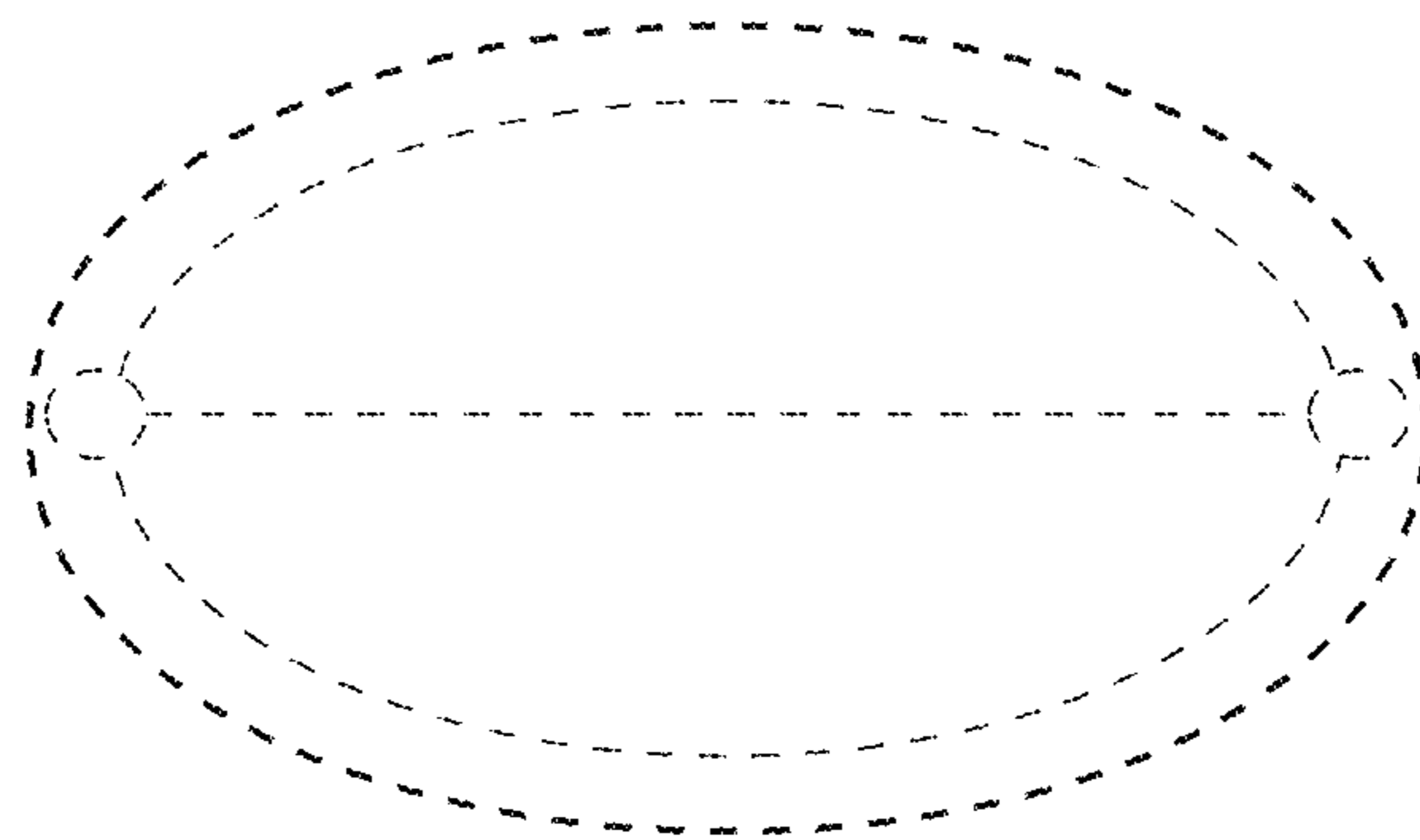


FIG. 6




FIG. 7




FIG. 8




FIG. 9




FIG. 10

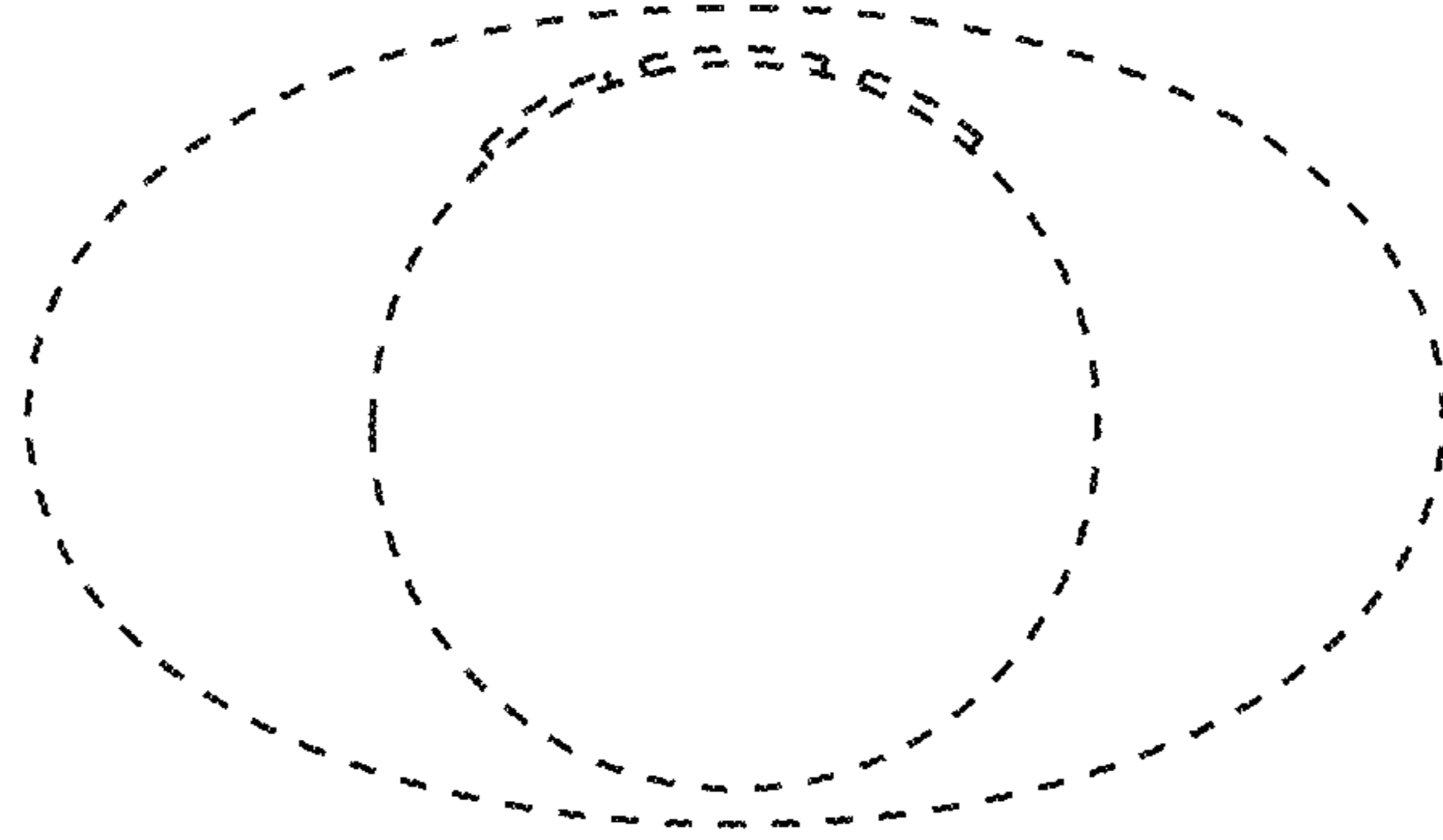


FIG. 11

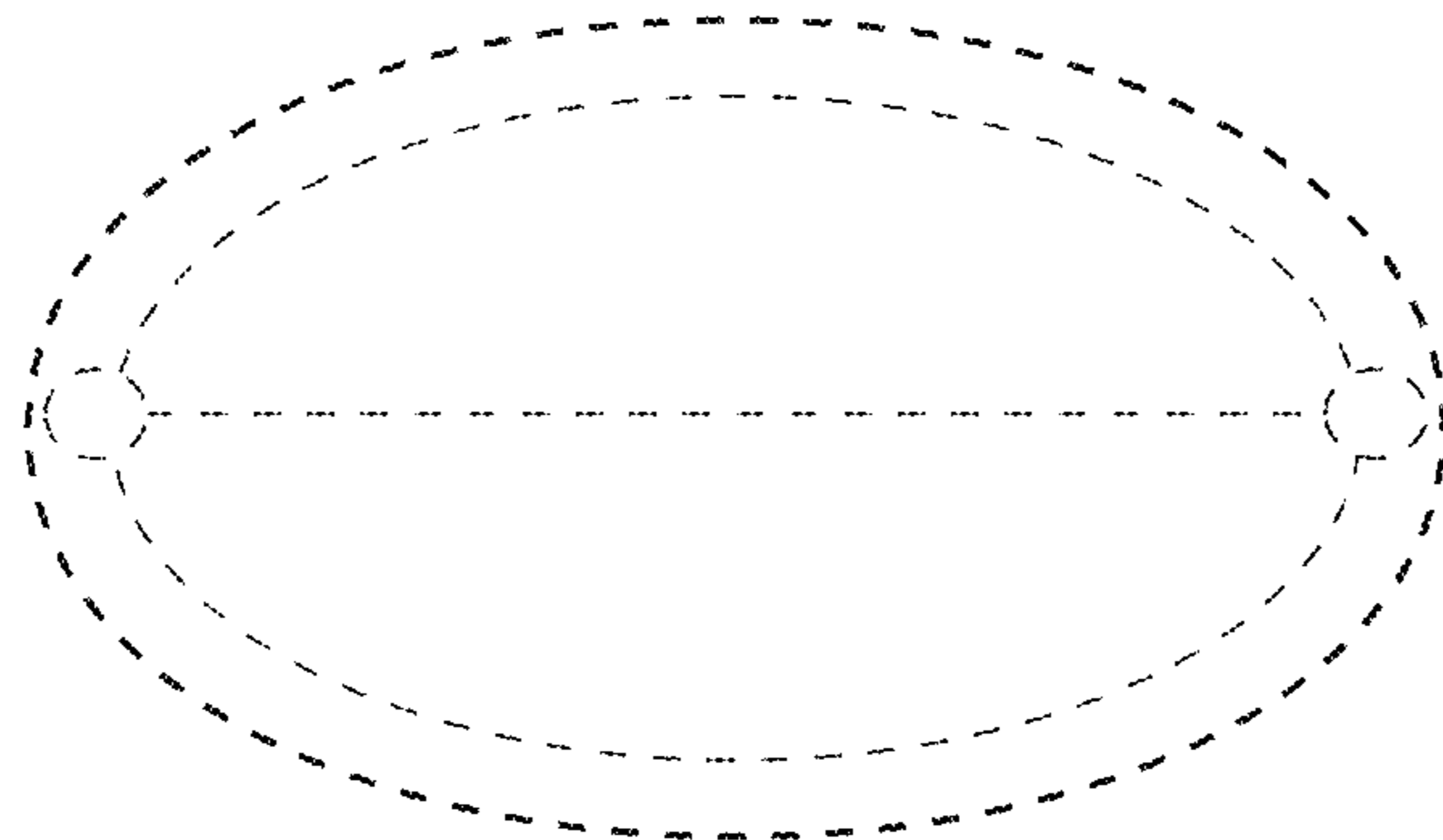


FIG. 12




FIG. 13




FIG. 14




FIG. 15

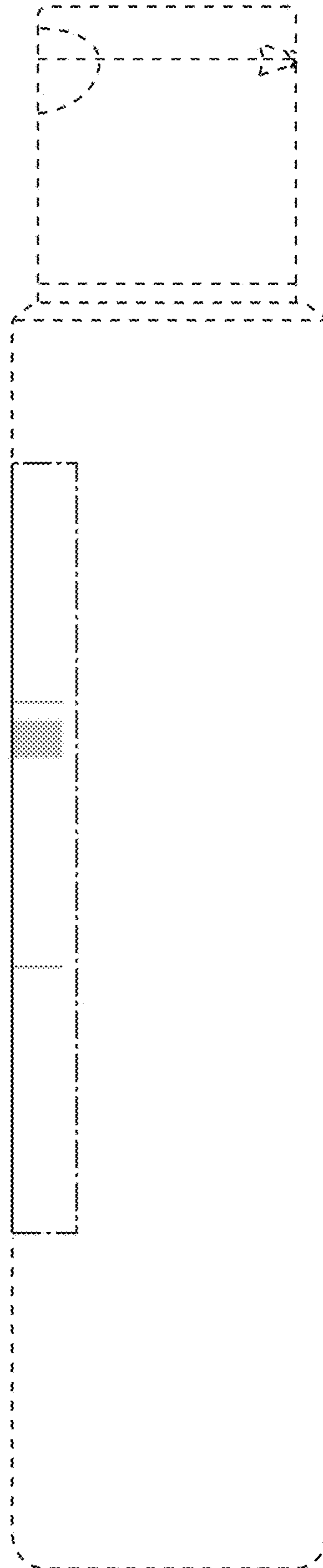


FIG. 16

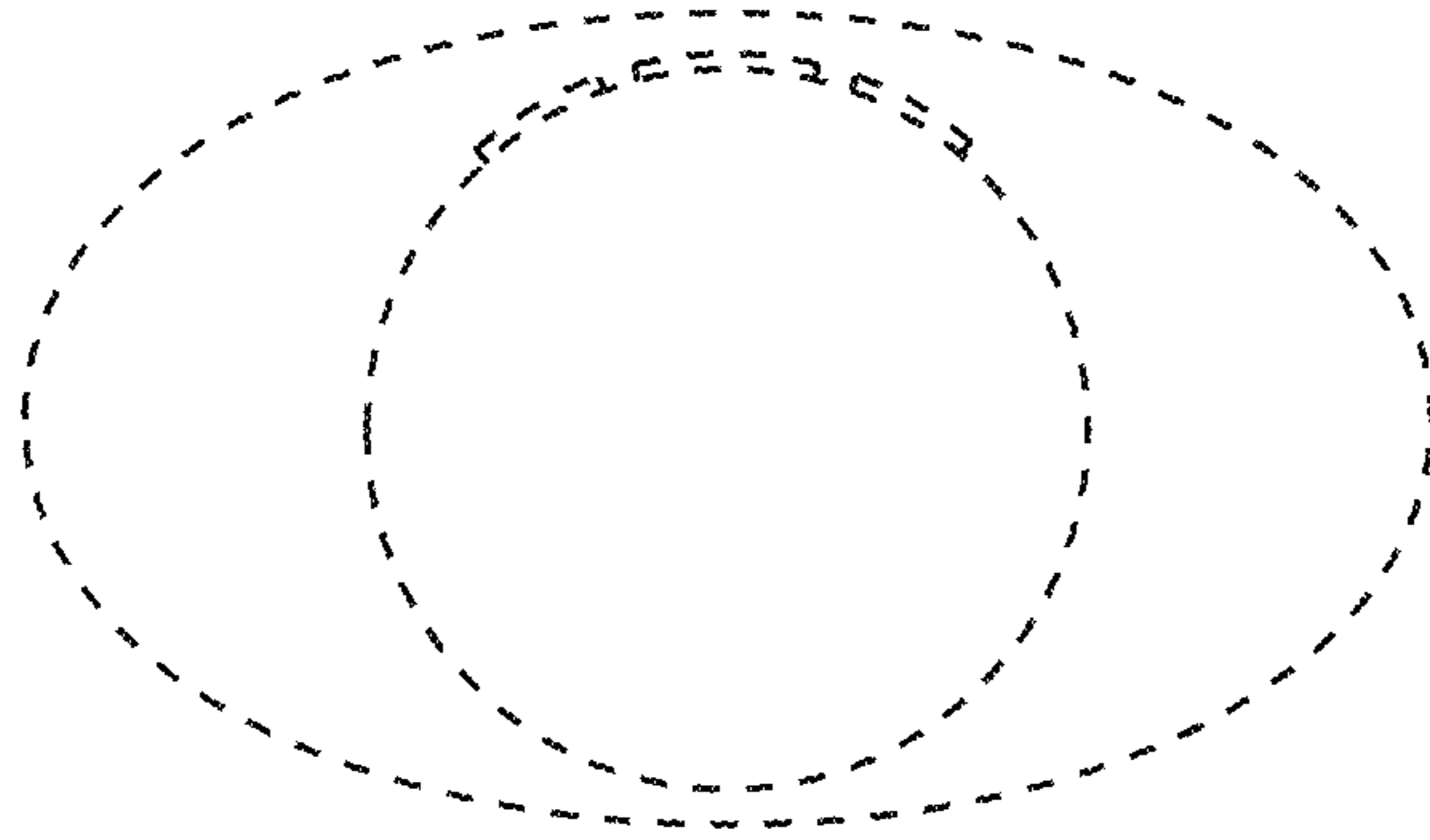


FIG. 17

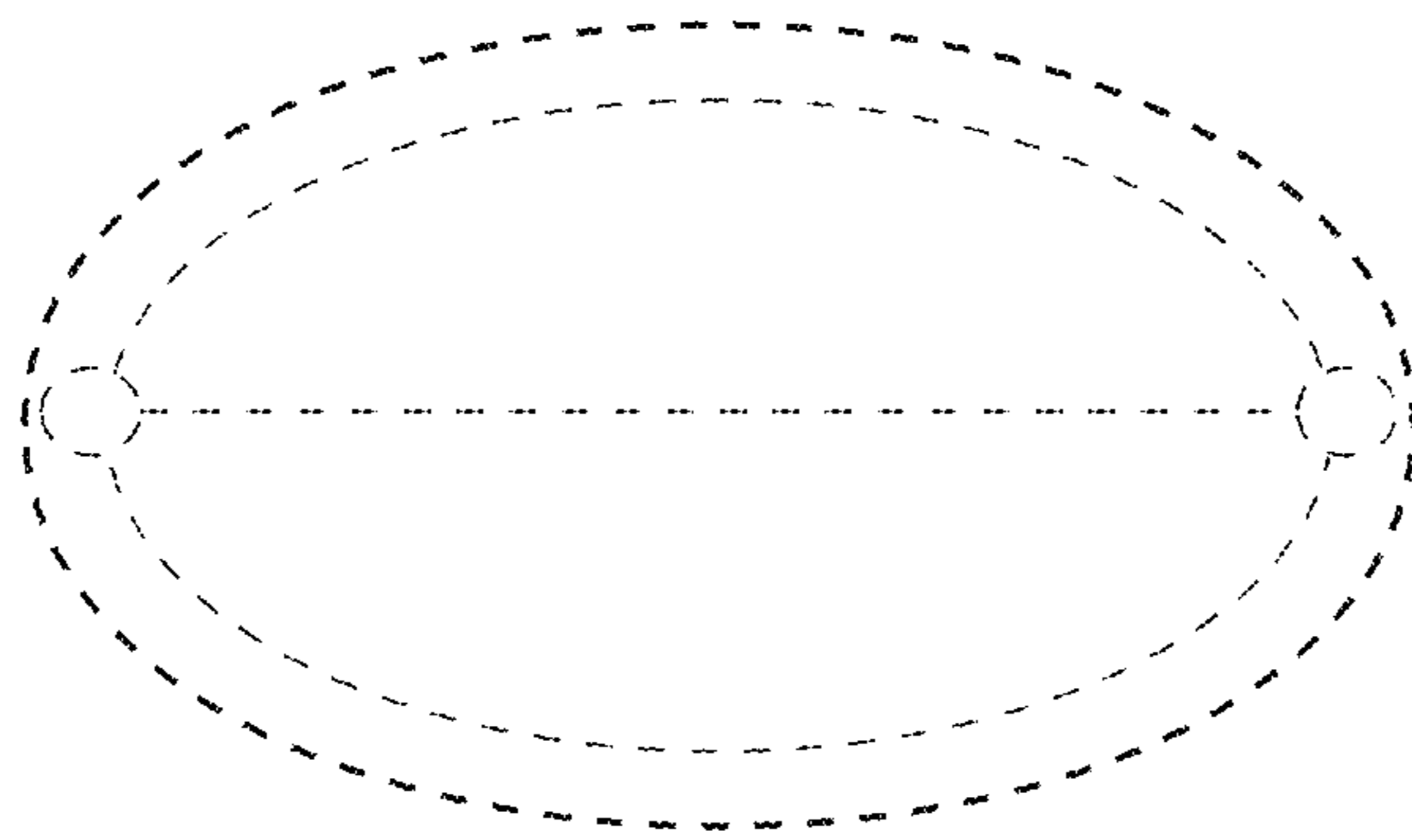


FIG. 18




FIG. 19




FIG. 20




FIG. 21

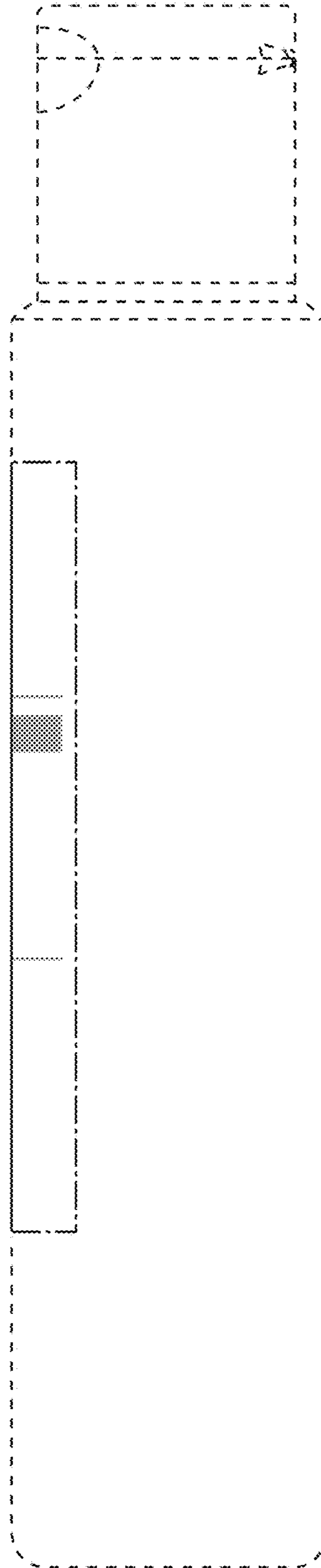


FIG. 22

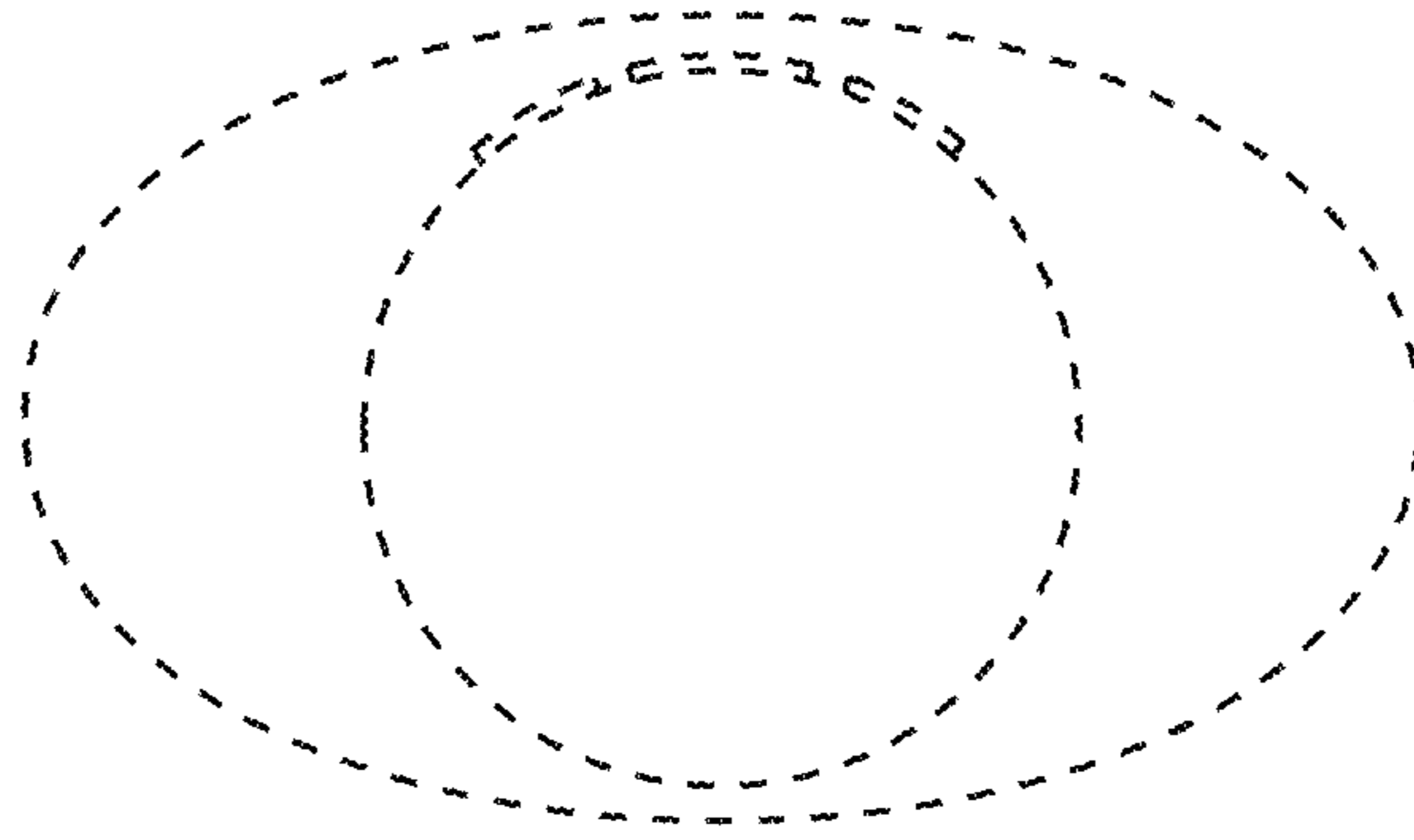


FIG. 23

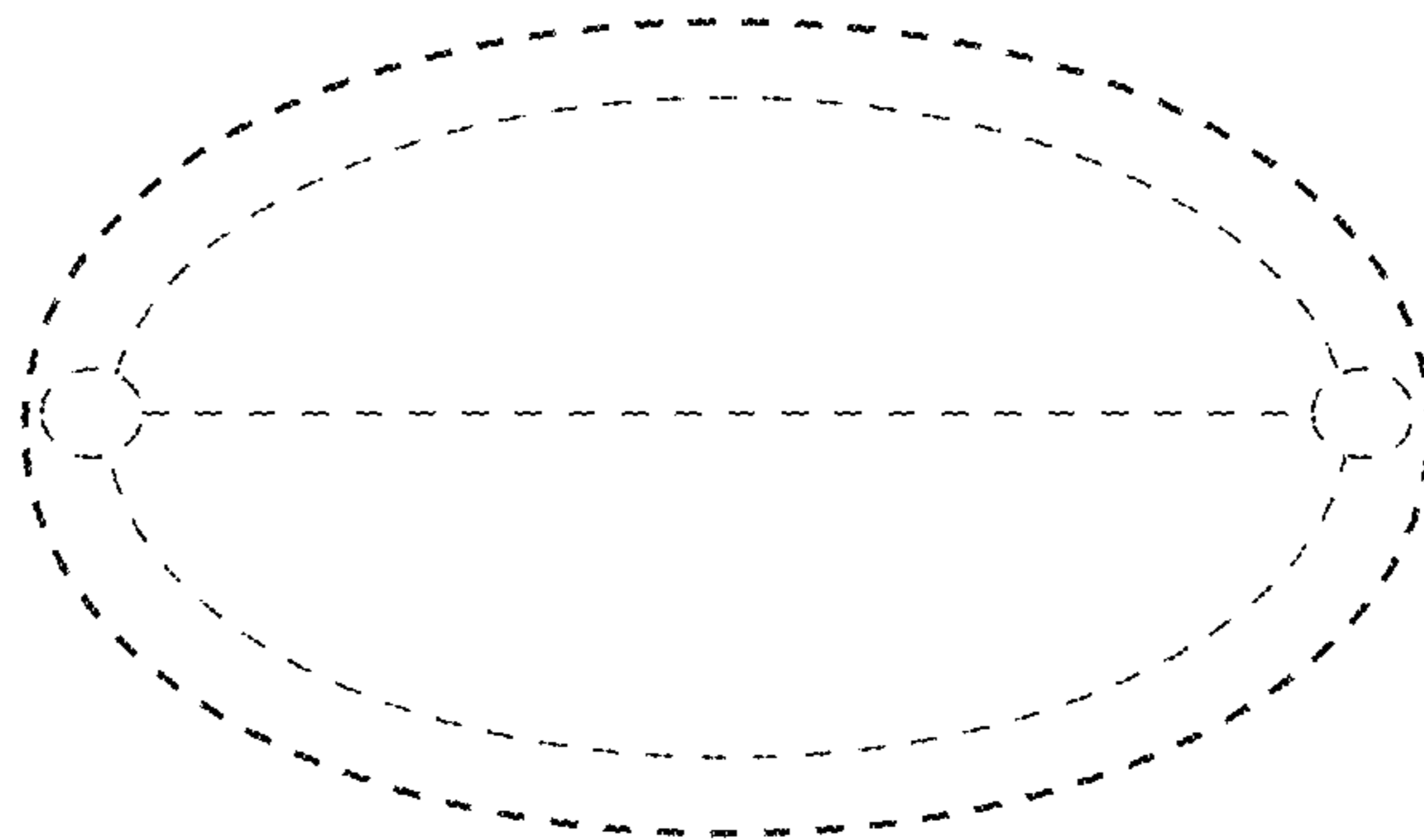


FIG. 24