



US00D806798S

(12) **United States Design Patent** (10) **Patent No.:** **US D806,798 S**
Sims et al. (45) **Date of Patent:** **** Jan. 2, 2018**

(54) **RAZOR SEAL**
(71) Applicant: **The Gillette Company**, Boston, MA (US)
(72) Inventors: **Daniel Jerome Sims**, Brookline, MA (US); **Andrew Anthony Markle**, New York, NY (US)
(73) Assignee: **The Gillette Company**, Boston, MA (US)

D286,554 S * 11/1986 Giraco D20/11
D287,683 S * 1/1987 Unger D20/11
D308,988 S * 7/1990 Green D20/11
D325,747 S * 4/1992 Green D20/11
D332,372 S * 1/1993 Kessel D20/11
D405,116 S * 2/1999 Anderson, II D20/22
D427,243 S * 6/2000 Luby D20/28
D438,980 S * 3/2001 Hehenberger D20/28
D441,799 S * 5/2001 Ho D20/22
D445,137 S * 7/2001 Harris D20/11
D575,348 S * 8/2008 Tanaka D20/10
D629,044 S * 12/2010 Suyama D20/28
D643,070 S * 8/2011 Rosas D20/23

(Continued)

(**) Term: **15 Years**

Primary Examiner — Mary Ann Calabrese

(21) Appl. No.: **29/558,254**

Assistant Examiner — Sloan Rozin

(22) Filed: **Mar. 16, 2016**

(74) *Attorney, Agent, or Firm* — Joanne N. Pappas; Kevin C. Johnson; Steven W. Miller

(51) **LOC (11) Cl.** **20-03**

(52) **U.S. Cl.**
USPC **D20/22**

(57) **CLAIM**

The ornamental design for a razor seal, as shown and described.

(58) **Field of Classification Search**
USPC D14/485-486; D20/10, 11, 22-28, 40, D20/999; D9/434, 457, 499
CPC G09F 1/00; G09F 1/02; G09F 2003/023; G09F 2003/0261; G09F 2003/0264; G09F 7/00; G09F 3/206; G09F 13/00; G09F 2007/1807; G09F 13/04; G09F 2013/0427; G09F 2013/0495; G09D 3/00
See application file for complete search history.

DESCRIPTION

The patent or application file contains at least one drawing executed in color. Copies of this patent or patent application publication with color drawings will be provided by the Office upon request and payment of the necessary fee. FIG. 1 is a front perspective view of a razor seal of the present invention; FIG. 2 is a front view of FIG. 1 thereof; FIG. 3 is a front perspective view of an alternate embodiment of the razor seal in FIG. 1, shown in color; and, FIG. 4 is a front view of the razor seal in FIG. 3, shown in color thereof.


The broken line showing of elements on the razor seal illustrate portions of the article and form no part of the claimed design.

(56) **References Cited**

U.S. PATENT DOCUMENTS

D2,627 S * 4/1867 Arnold D20/24
D237,487 S * 11/1975 Parker D11/105
D262,638 S * 1/1982 Eichelberger D20/25
D280,961 S * 10/1985 Unger D11/99
D281,132 S * 10/1985 Unger D20/11
D281,134 S * 10/1985 Colquitt D20/11
D282,806 S * 3/1986 Unger D20/11
D284,250 S * 6/1986 Zughaib D20/11

1 Claim, 4 Drawing Sheets
(2 of 4 Drawing Sheet(s) Filed in Color)



(56)

References Cited

U.S. PATENT DOCUMENTS

D737,377 S *	8/2015	Philippi	D20/11
D785,096 S *	4/2017	Edwards	D20/11
D786,976 S *	5/2017	Keating	D20/27
D787,331 S *	5/2017	Sims	D9/457
D787,598 S *	5/2017	Carr	D20/27

* cited by examiner

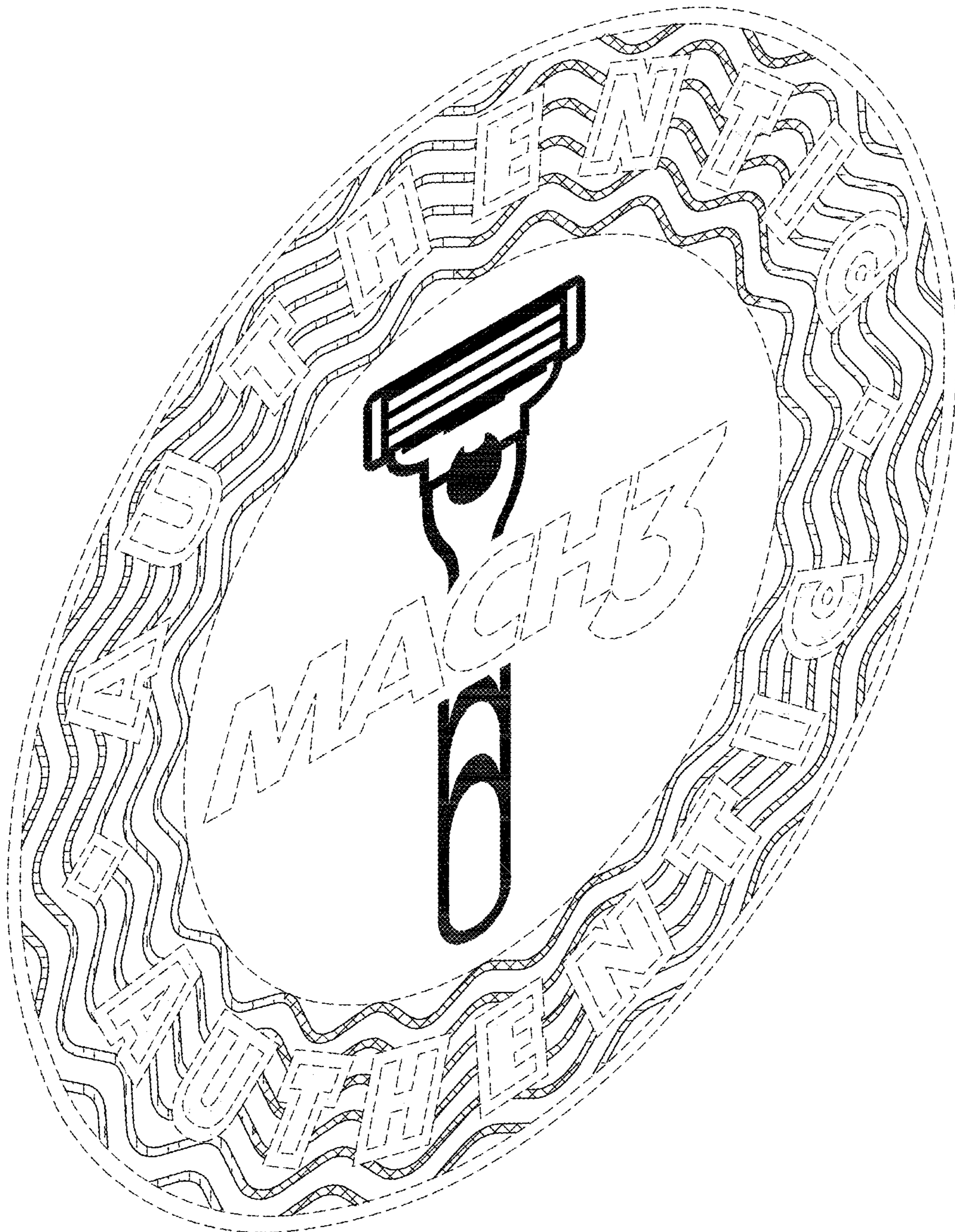


FIG. 1

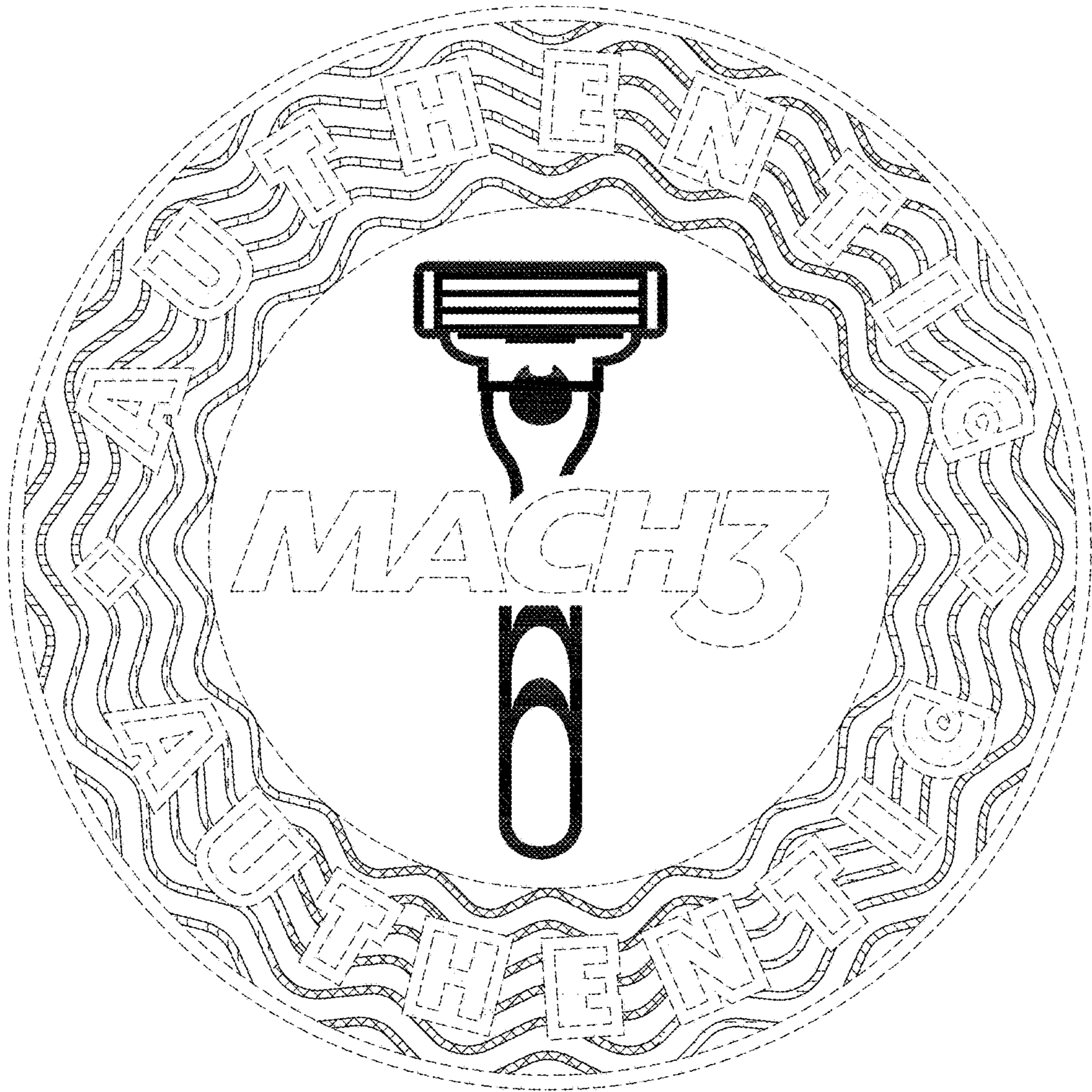


FIG. 2




FIG. 3



FIG. 4