



US00D806785S

(12) **United States Design Patent**  
**Nakamura et al.**

(10) **Patent No.:** **US D806,785 S**  
(45) **Date of Patent:** **\*\* Jan. 2, 2018**

- (54) **ELECTRONIC CALCULATOR**
- (71) Applicant: **CASIO KEISANKI KABUSHIKI KAISHA**, Shibuya-ku, Tokyo (JP)
- (72) Inventors: **Shuhei Nakamura**, Kanagawa (JP); **Kyohei Ishii**, Tokyo (JP)
- (73) Assignee: **Casio Keisanki Kabushiki Kaisha**, Tokyo (JP)

D547,362	S	*	7/2007	de Brebisson	.....	D18/7
D560,712	S	*	1/2008	de Brebisson	.....	D18/7
D584,762	S	*	1/2009	Ono	.....	D18/7
D598,486	S	*	8/2009	Miyahara	.....	D18/7
D631,086	S	*	1/2011	Ono	.....	D18/7
7,995,063	B2	*	8/2011	Nakamura	.....	G06T 11/203 345/441
D677,715	S	*	3/2013	Rubin	.....	D18/11
D720,802	S	*	1/2015	Yaekura	.....	D18/6
2006/0277233	A1	*	12/2006	Miller	.....	G06F 15/02 708/160

(Continued)

(\*\*) Term: **15 Years**

(21) Appl. No.: **29/587,870**

(22) Filed: **Dec. 15, 2016**

(51) **LOC (11) Cl.** ..... **18-01**

(52) **U.S. Cl.**  
USPC ..... **D18/7**

(58) **Field of Classification Search**  
USPC ..... D18/6-11, 1, 2, 12, 4.1, 4.2; D14/341, D14/343, 345, 346  
CPC ..... G06F 15/00; G06F 15/02; G06F 15/021; G06F 15/0233; G06F 15/025; G06F 3/02; G06F 3/0227; G06G 1/14; G06G 3/00; G06G 3/02; G06G 3/04; G06K 7/0065; G06C 7/02; B41J 3/44; B41J 7/02  
See application file for complete search history.

(56) **References Cited**

**U.S. PATENT DOCUMENTS**

D304,175	S	*	10/1989	Sakaguchi	.....	D14/346
D304,718	S	*	11/1989	Sakaguchi	.....	D14/144
D309,729	S	*	8/1990	Tanabe	.....	D14/346
D364,890	S	*	12/1995	Yamabe	.....	D18/7
D368,111	S	*	3/1996	Komatsu	.....	D18/7
D394,449	S	*	5/1998	Shimizu	.....	D18/7
D412,523	S	*	8/1999	Matsuda	.....	D18/7
D416,280	S	*	11/1999	Matsuda	.....	D18/7
6,891,541	B1	*	5/2005	Harris	.....	G06F 15/025 345/440
7,042,713	B2	*	5/2006	Nicolosi	.....	G06F 1/1626 361/679.44
D536,365	S	*	2/2007	Ono	.....	D18/7

**OTHER PUBLICATIONS**

Electronic Calculators. (Design—© Questel). orbit.com. [online PDF] 48 pgs. Print Dates range Feb. 24, 1999 through Jul. 3, 2017 [retrieved on Jul. 28, 2017] <https://sobjprd.questel.fr/export/QPTUJ214/pdf2/eee4906e-32a7-440c-ae32-8cb594b1420c-201953.pdf>.\*

*Primary Examiner* — Susan Bennett Hattan  
*Assistant Examiner* — Marie D. Fast Horse  
(74) *Attorney, Agent, or Firm* — Holtz, Holtz & Volek PC

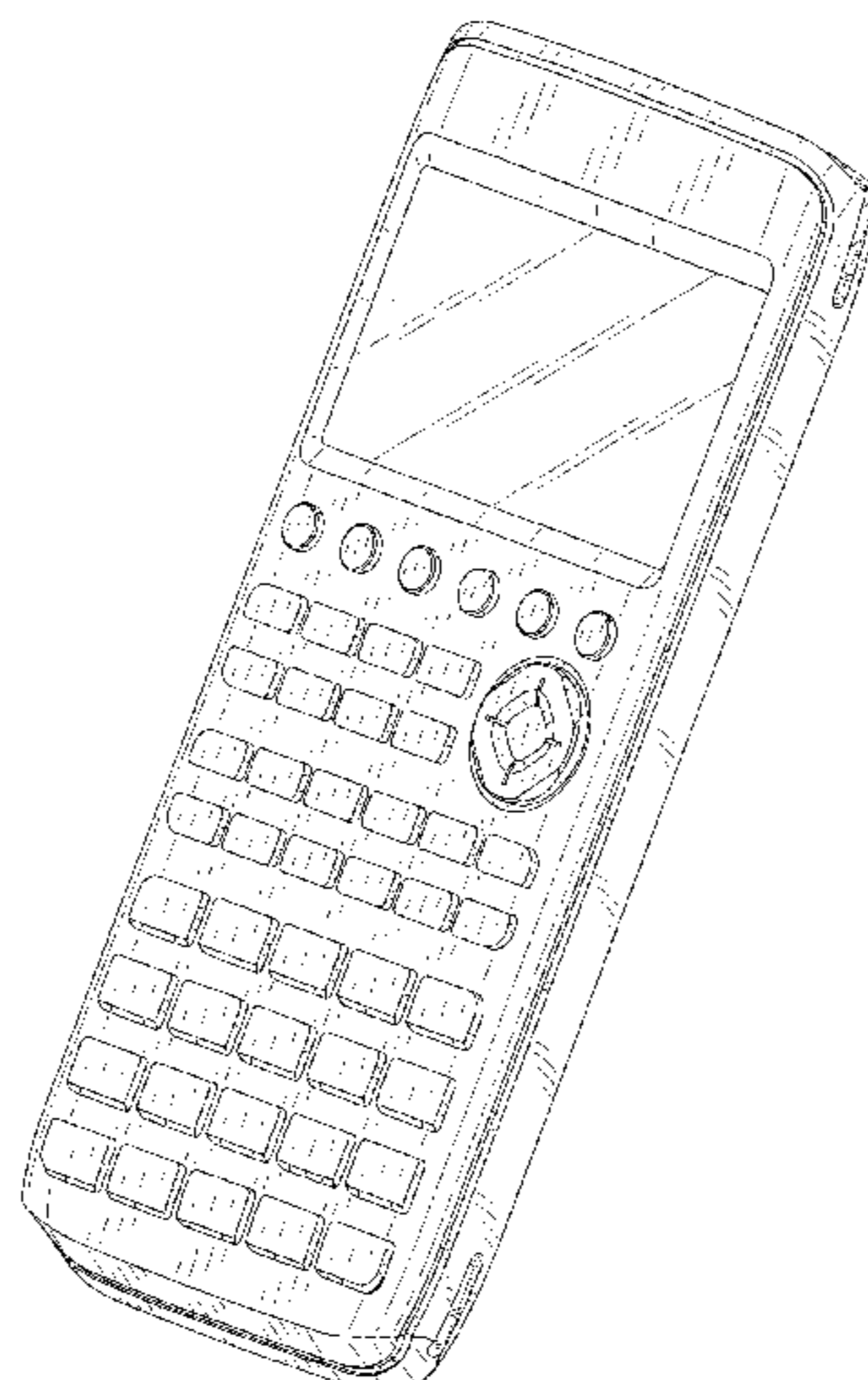
(57) **CLAIM**

The ornamental design for an electronic calculator, as shown and described.

**DESCRIPTION**

FIG. 1 is a front, right side, bottom perspective view of an electronic calculator showing our new design; FIG. 2 is a front elevational view thereof; FIG. 3 is a rear elevational view thereof; FIG. 4 is a left side view thereof; FIG. 5 is a right side view thereof; FIG. 6 is a top plan view thereof; and, FIG. 7 is a bottom plan view thereof. The broken lines in FIGS. 3 and 6 depict parts of the electronic calculator that form no part of the claim.

**1 Claim, 6 Drawing Sheets**



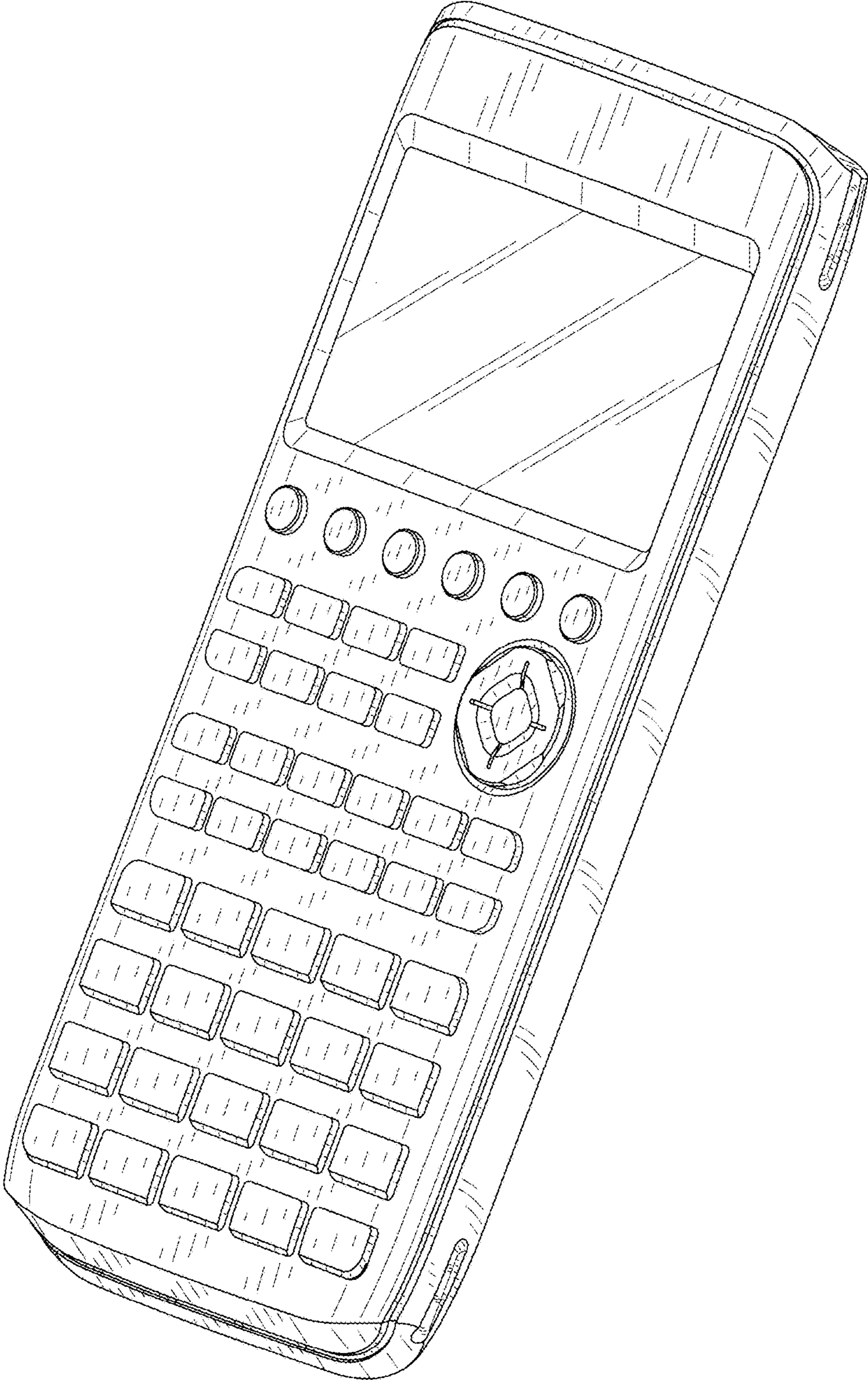
(56)

**References Cited**

U.S. PATENT DOCUMENTS

2008/0244403 A1\* 10/2008 Kaneko ..... G06F 9/4446  
715/711  
2011/0234596 A1\* 9/2011 Okano ..... G06F 15/02  
345/440  
2011/0254862 A1\* 10/2011 Okano ..... G06F 15/0225  
345/634  
2013/0050219 A1\* 2/2013 Okano ..... G06F 15/0225  
345/440  
2014/0365954 A1\* 12/2014 Yoshizawa ..... G06F 3/0485  
715/784  
2016/0086362 A1\* 3/2016 Suzuki ..... G06F 15/02  
345/440

\* cited by examiner



**FIG. 1**

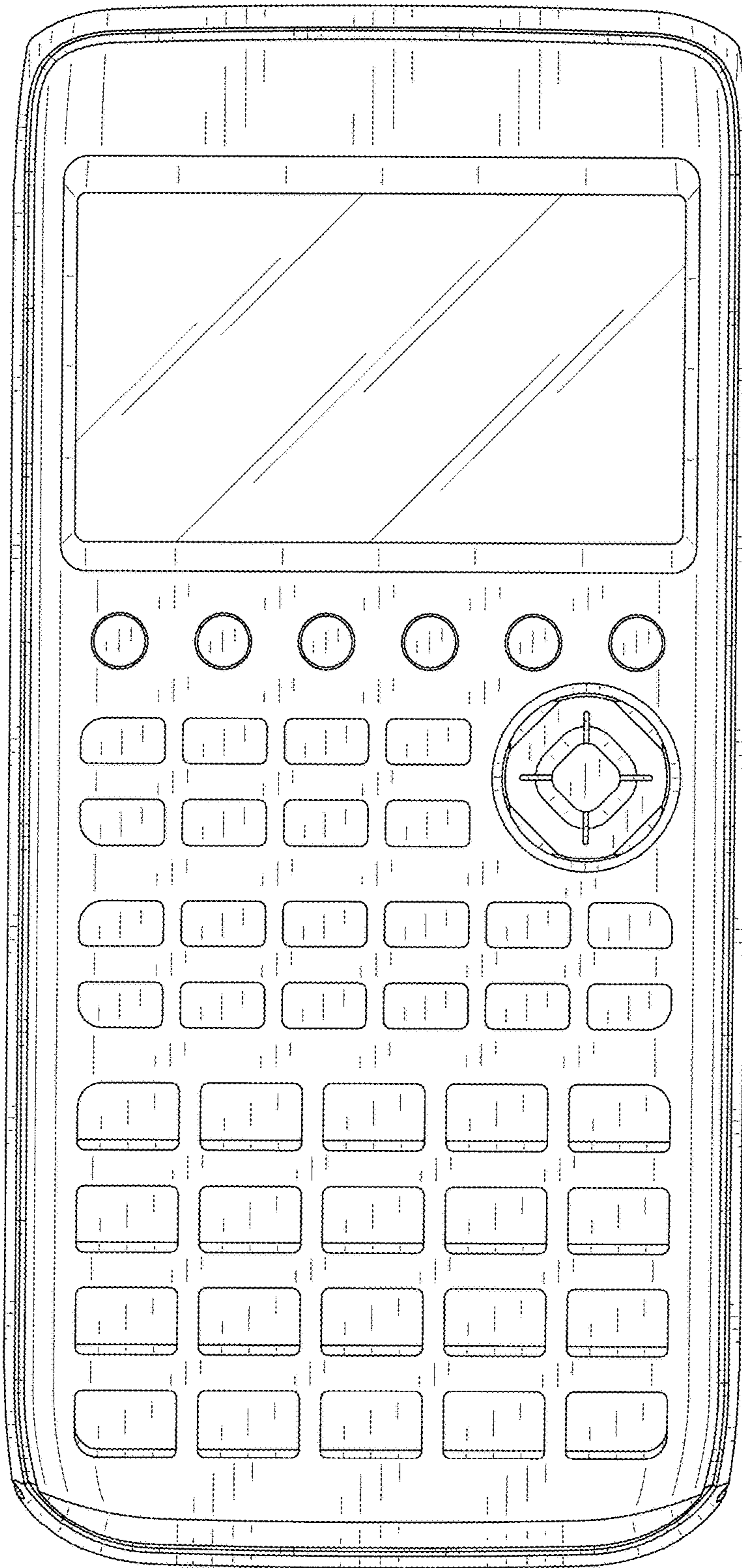
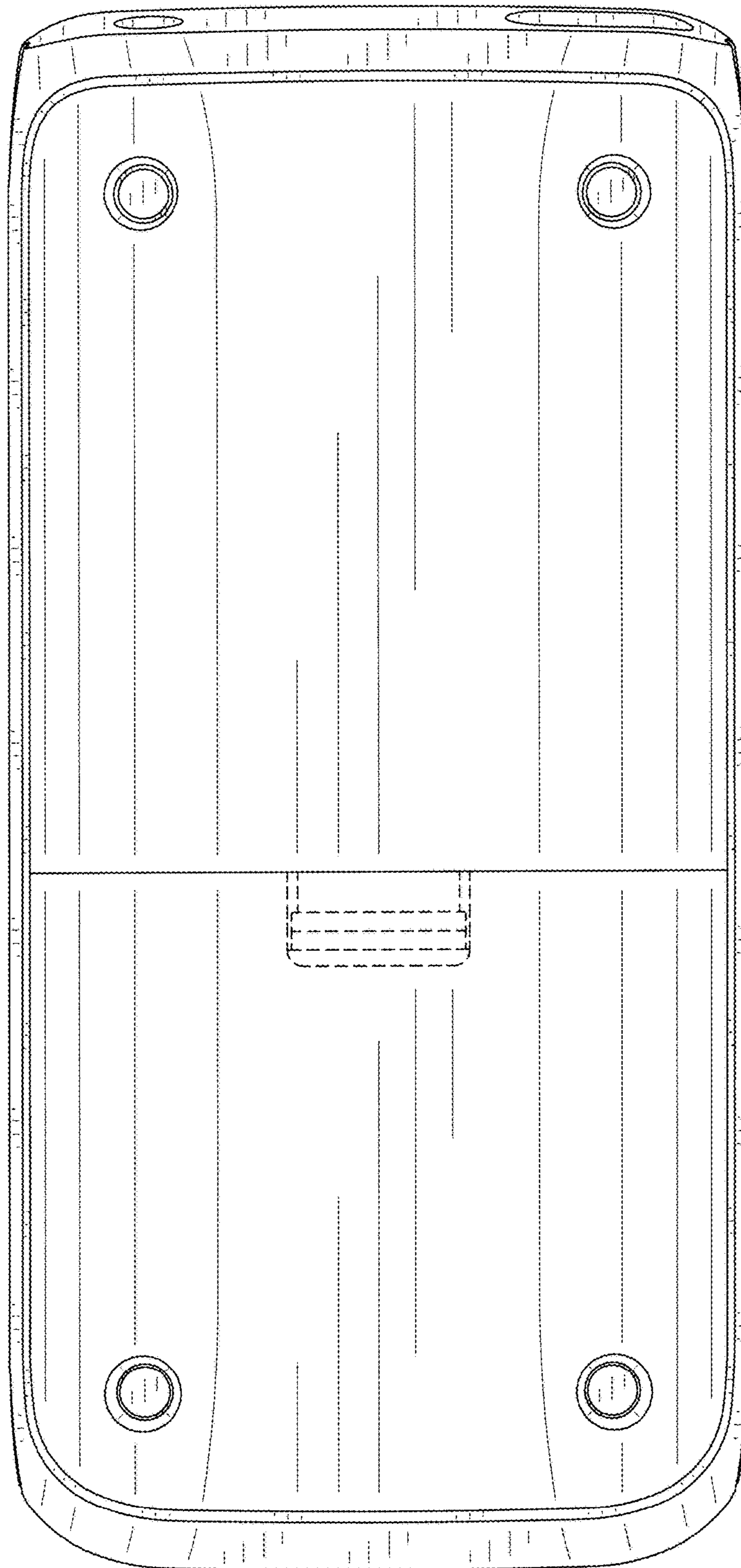
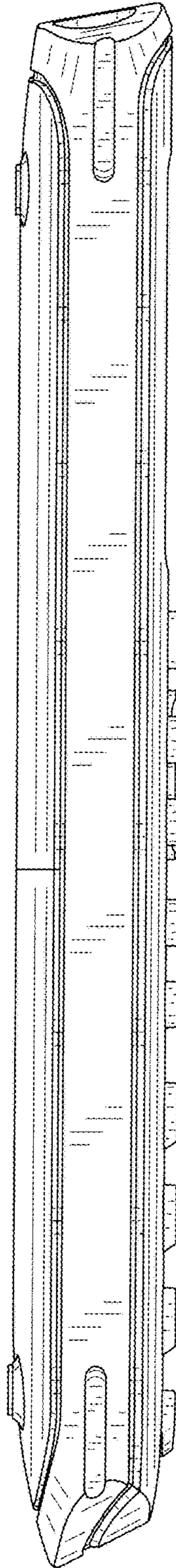


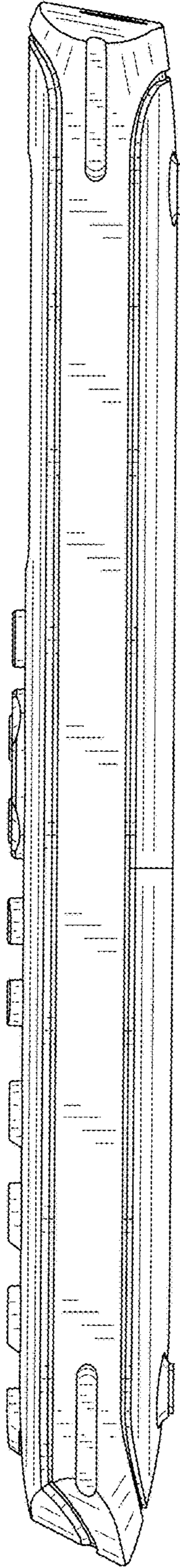
FIG. 2



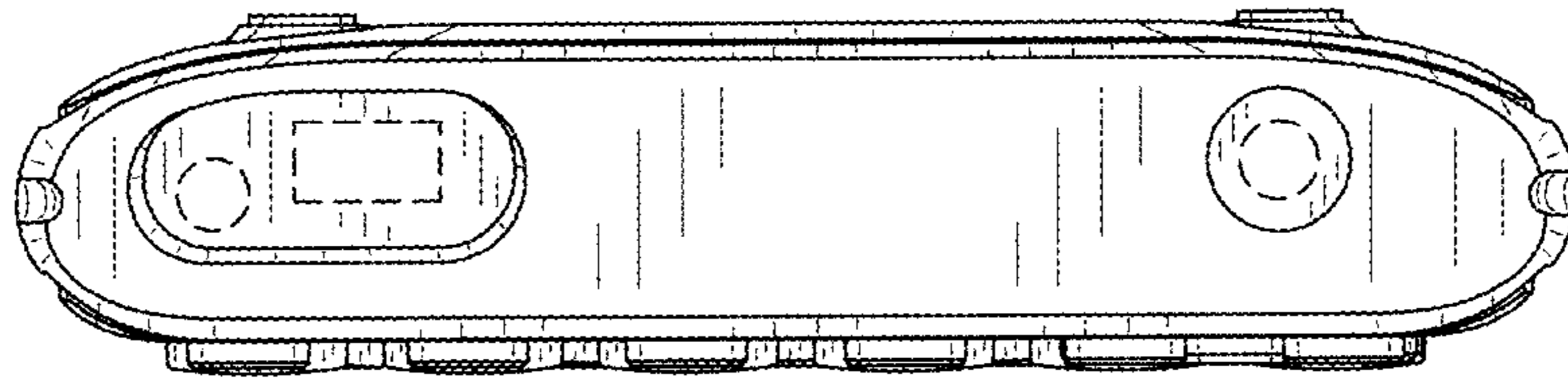
**FIG. 3**



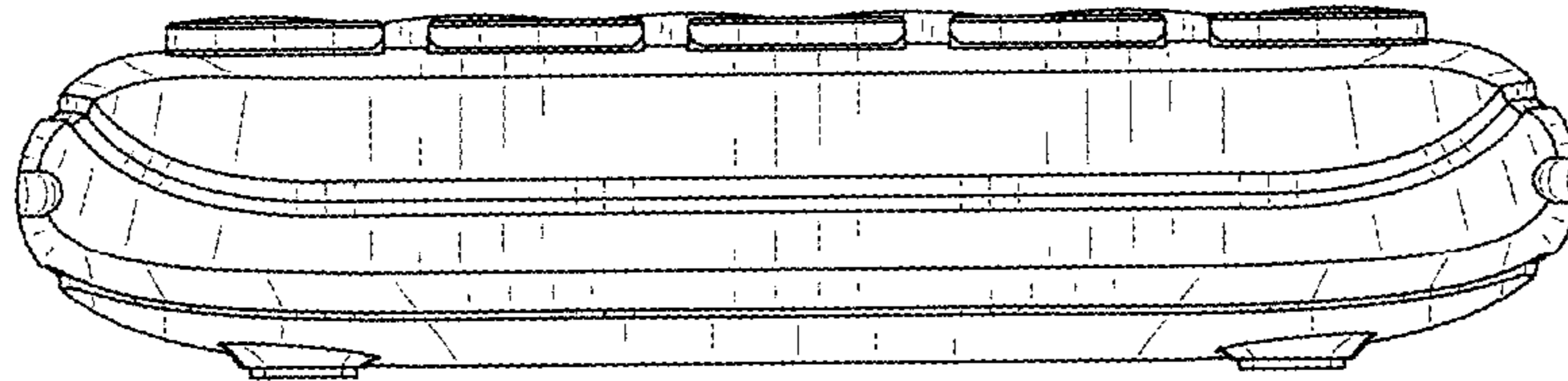
**FIG. 4**



**FIG. 5**



**FIG. 6**



**FIG. 7**