



US00D806779S

(12) **United States Design Patent** (10) **Patent No.:** **US D806,779 S**
Martin et al. (45) **Date of Patent:** **** Jan. 2, 2018**

(54) **CHEST MOUNT FOR PORTABLE CAMERA**
(71) Applicant: **OCLU, LLC**, Tempe, AZ (US)
(72) Inventors: **Hugo Martin**, Oxfordshire (GB);
Robert William Moore, Theale (GB);
Firas Kittaneh, Tempe, AZ (US);
Gauthier Marie Florent Chovin, Allex (FR)

(73) Assignee: **OCLU LIMITED**, East Grinstead (GB)
(**) Term: **15 Years**

(21) Appl. No.: **29/550,463**
(22) Filed: **Jan. 4, 2016**
(51) **LOC (11) Cl.** **16-05**
(52) **U.S. Cl.**
USPC **D16/243**

(58) **Field of Classification Search**
USPC D16/200, 208, 213–219, 235, 237,
D16/238–250; D14/209, 217, 224, 251;
D8/307, 310, 349, 367; D29/101.1,
D29/101.3, 101.5
CPC G03B 17/14; G03B 17/56; G03B
17/561–17/568; G03B 15/041–15/0436;
G02B 7/00–7/002; G02B 7/02–7/04;
F16M 11/02; F16M 11/04; F16M 11/20;
F16M 11/40
See application file for complete search history.

(56) **References Cited**
U.S. PATENT DOCUMENTS
3,152,738 A * 10/1964 Worsfold, Jr. A45F 5/00
224/259
4,320,863 A * 3/1982 Lyer A45F 3/14
224/259
4,416,405 A * 11/1983 Caillouet A45F 5/00
224/257
4,461,411 A * 7/1984 Harrow A45F 5/00
224/258

4,637,535 A * 1/1987 Aleman A45F 5/00
224/257
D376,611 S * 12/1996 Field 224/265
D508,763 S * 8/2005 Serrano D2/629
D683,384 S * 5/2013 Swaggart D16/243
D691,651 S * 10/2013 Kim D16/242
(Continued)

OTHER PUBLICATIONS

GoPro Chest Mount Harness. [online] Published date unknown. Retrieved on Feb. 9, 2017 from <URL: <http://www.target.com/p/gopro-chest-mount-camera-harness-black-gchm30-001/-/A-13718017>>.*

Primary Examiner — Vy N Koenig
Assistant Examiner — Omeed Agilee
(74) *Attorney, Agent, or Firm* — Weiss & Moy, P.C.;
Jeffrey D. Moy

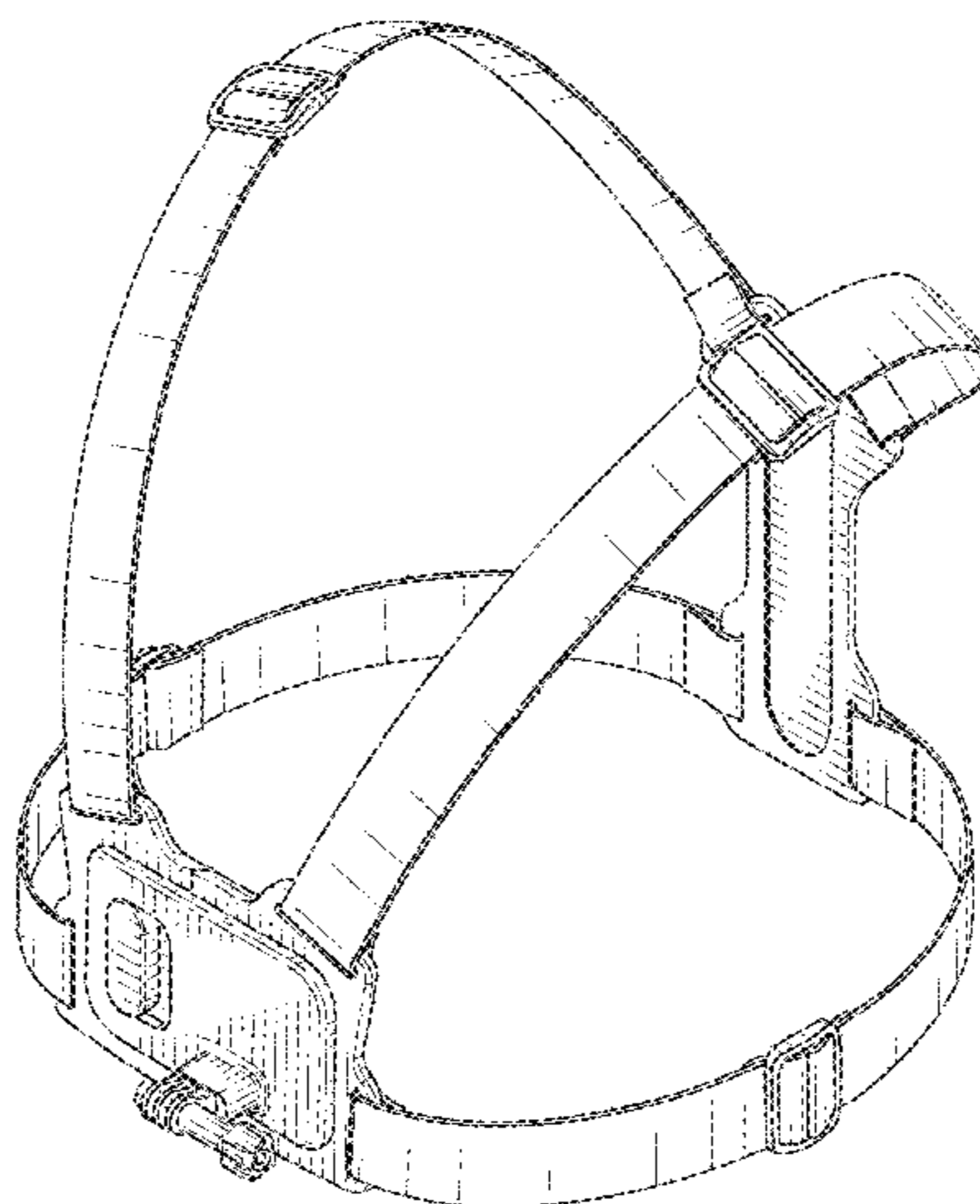
(57) **CLAIM**

The ornamental design for a chest mount for portable camera, as shown and described.

DESCRIPTION

FIG. 1 is a front, left, and top perspective view of a chest mount for portable camera showing our new design; FIG. 2 is a front view of the chest mount for portable camera; FIG. 3 is a rear view of the chest mount for portable camera; FIG. 4 is a right side view of the chest mount for portable camera; FIG. 5 is a left side view of the chest mount for portable camera; FIG. 6 is a top plan view of the chest mount for portable camera; and, FIG. 7 is a bottom plan view of the chest mount for portable camera. The broken lines in the drawings depict portions of the chest mount for portable camera that form no part of the claimed design.

1 Claim, 7 Drawing Sheets



(56)

References Cited

U.S. PATENT DOCUMENTS

D713,996 S * 9/2014 Collett D29/101.1
D754,779 S * 4/2016 Daniel D16/243
D757,844 S * 5/2016 Swaggart D16/237
D768,757 S * 10/2016 Thomas D16/243
2011/0299845 A1* 12/2011 Chamberlayne G03B 17/561
396/420
2014/0140686 A1* 5/2014 Weihe G03B 17/561
396/428
2015/0323858 A1* 11/2015 Stephens F16M 13/04
396/423
2016/0363838 A1* 12/2016 Nguyen G03B 17/561

* cited by examiner

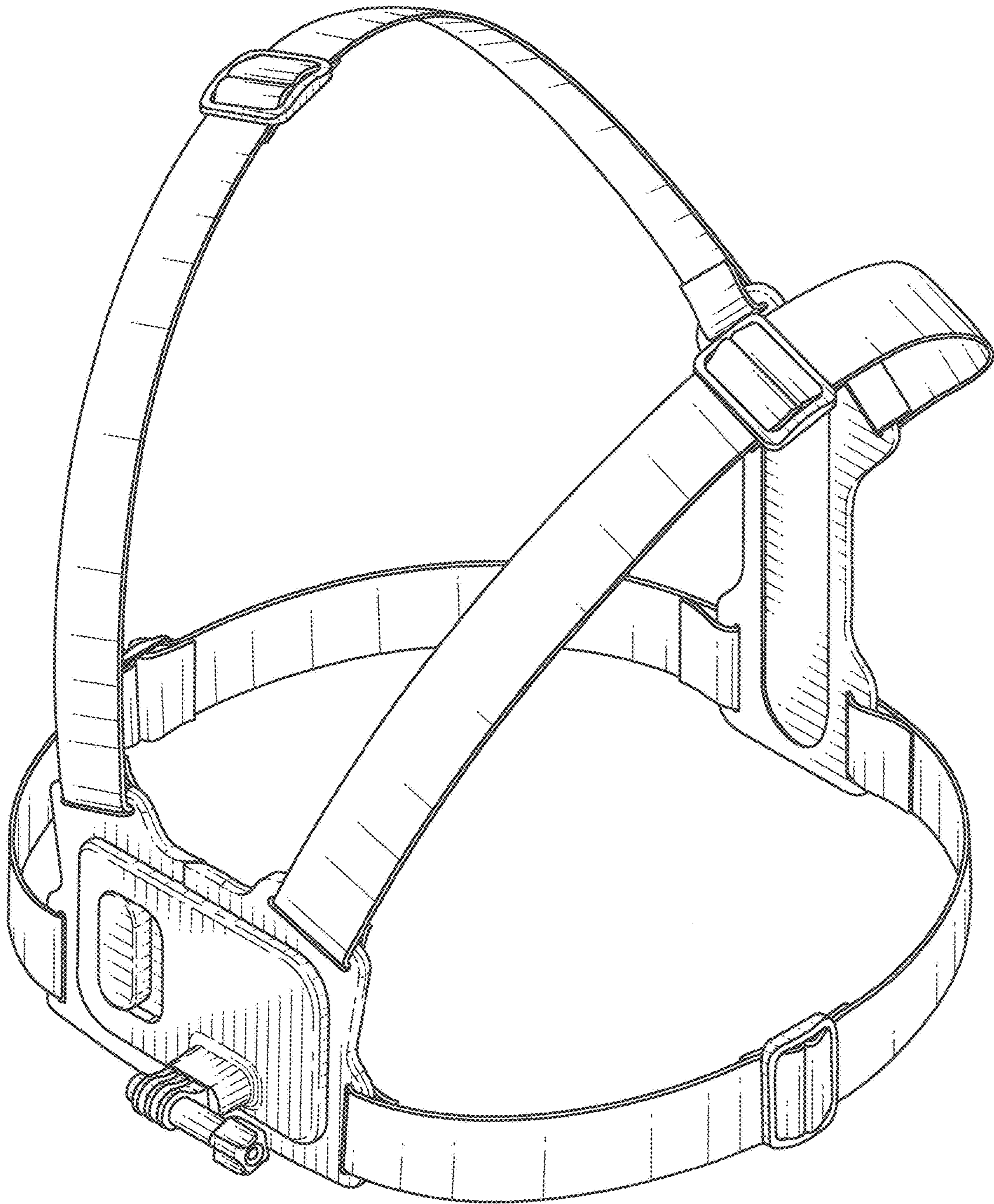


FIG. 1

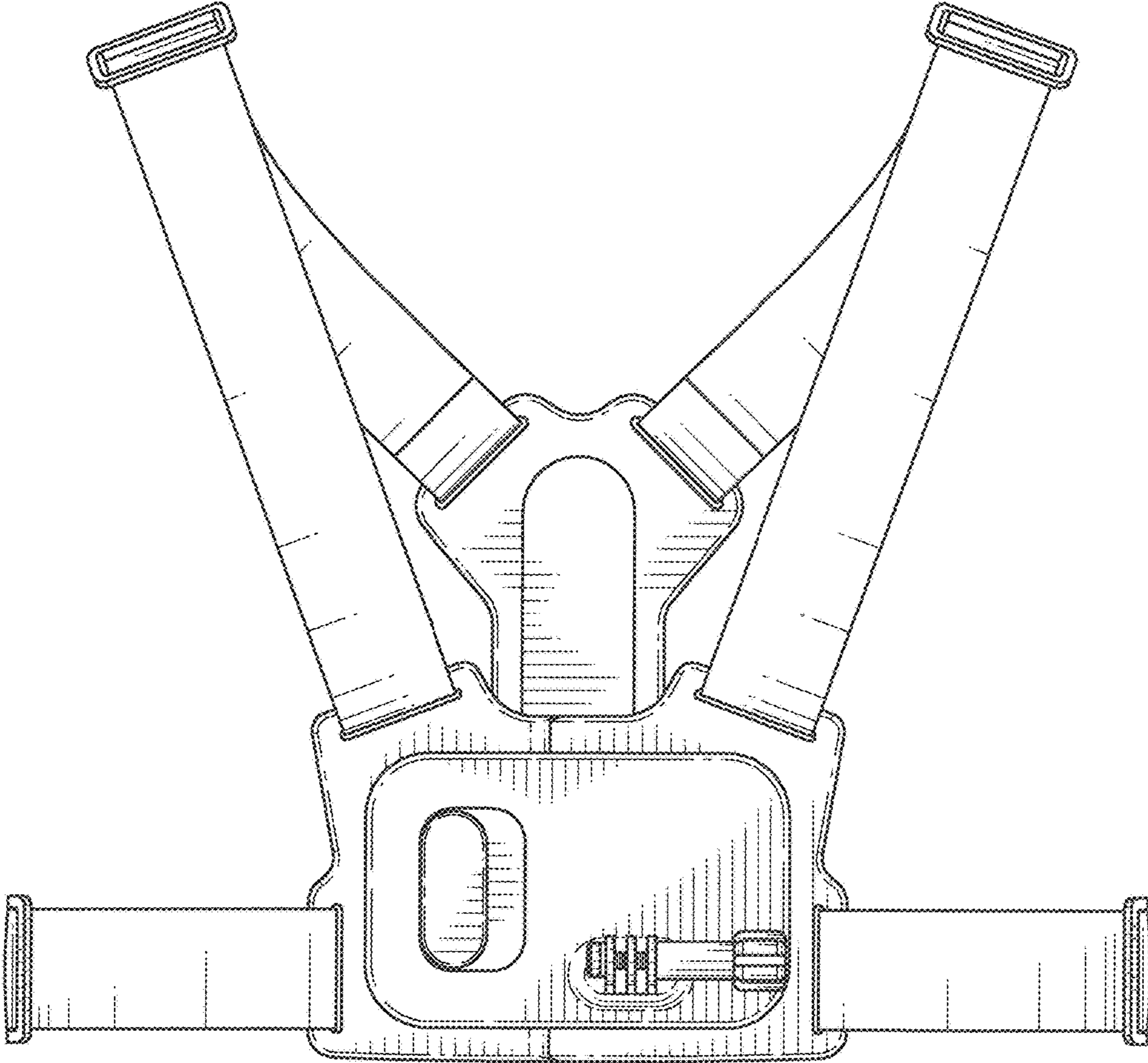


FIG. 2

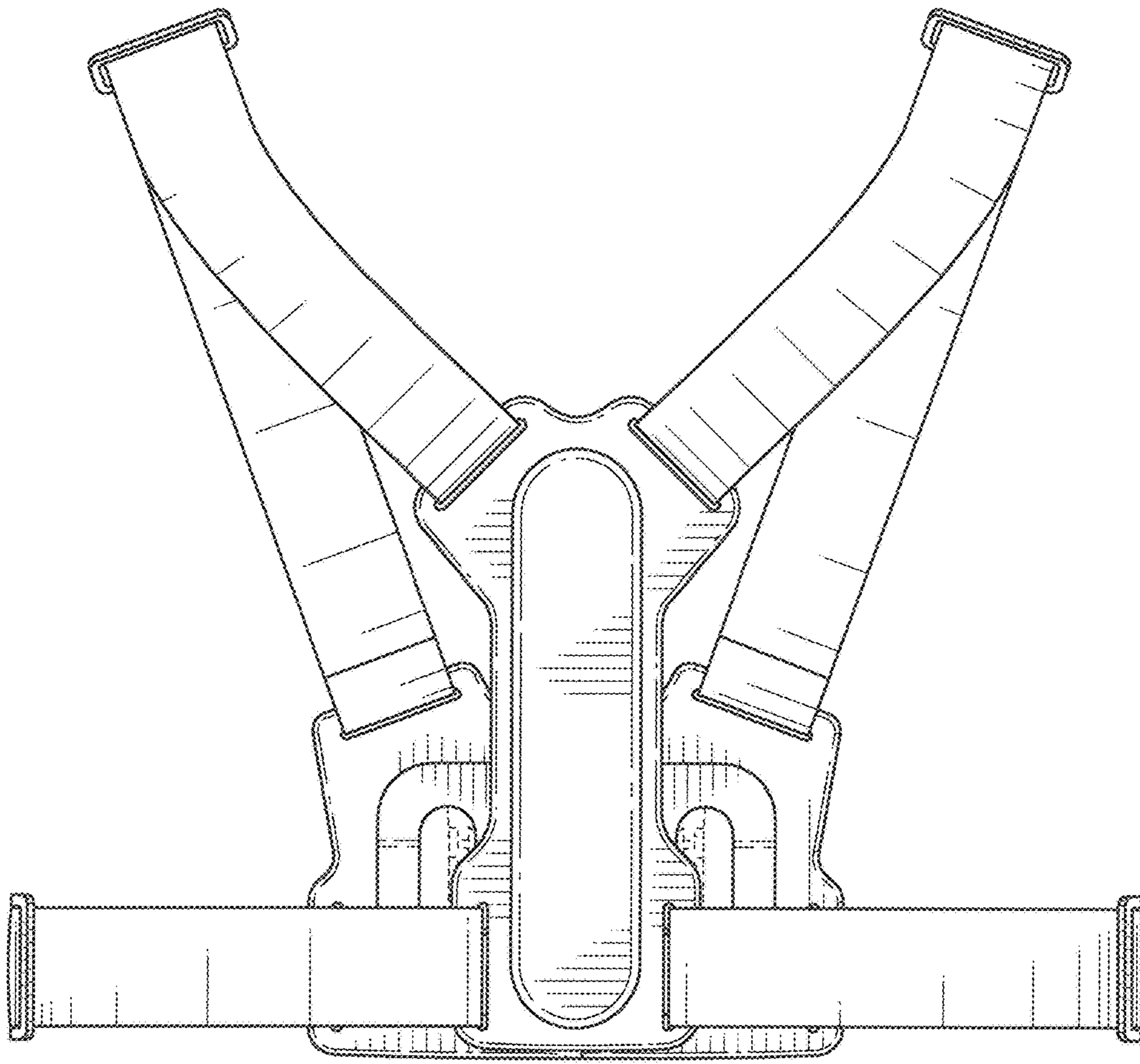


FIG. 3

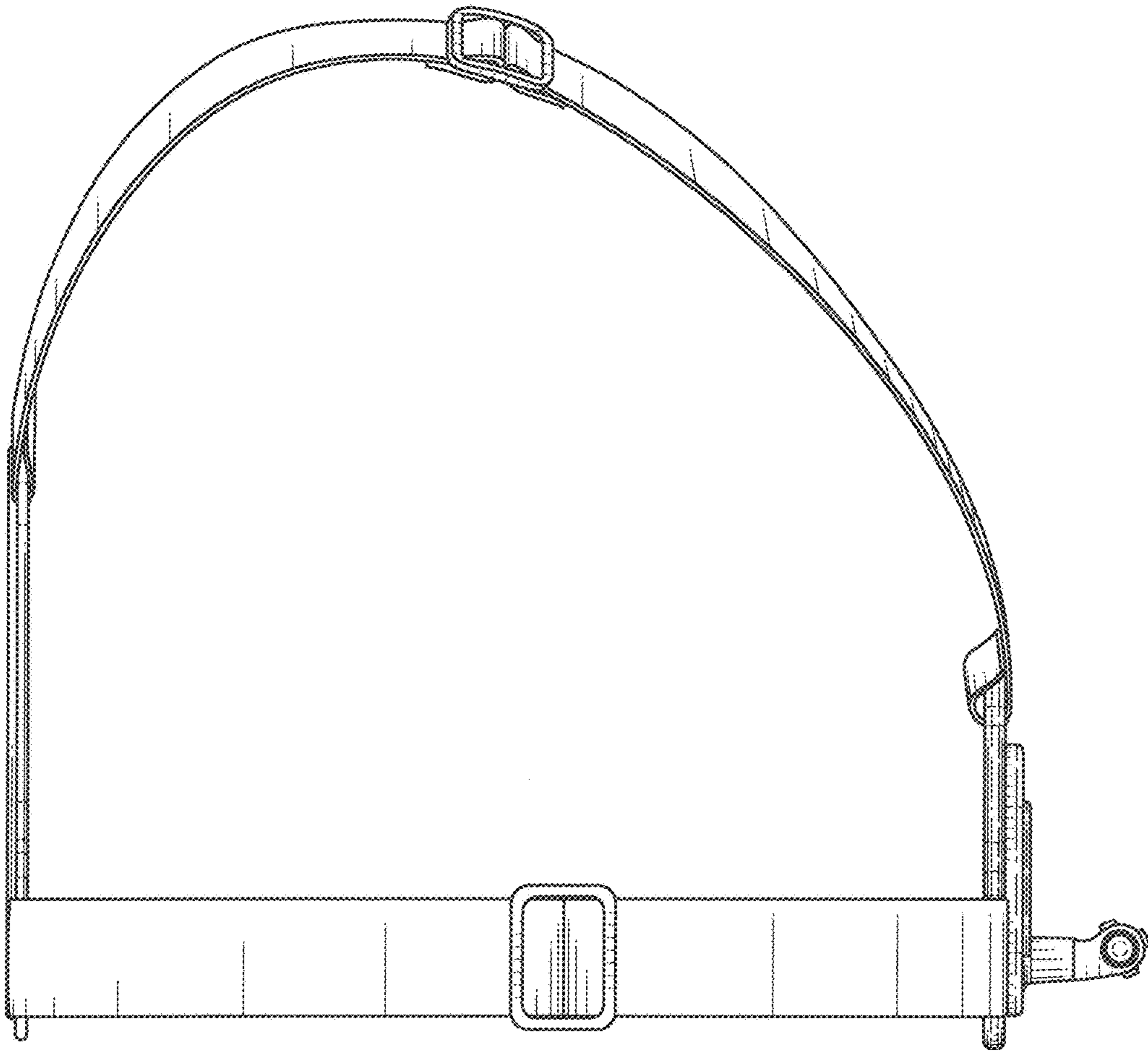


FIG. 4

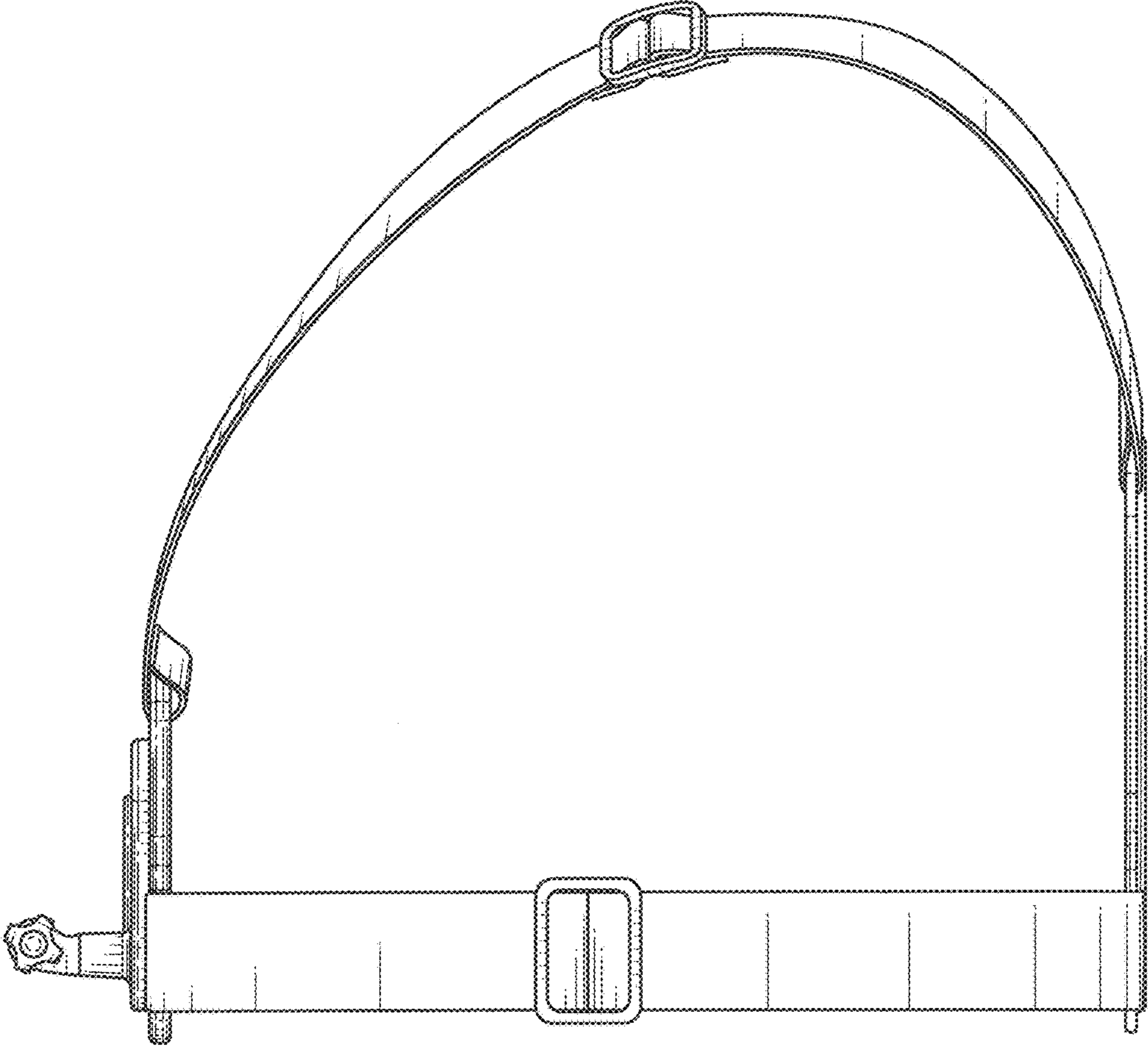


FIG. 5

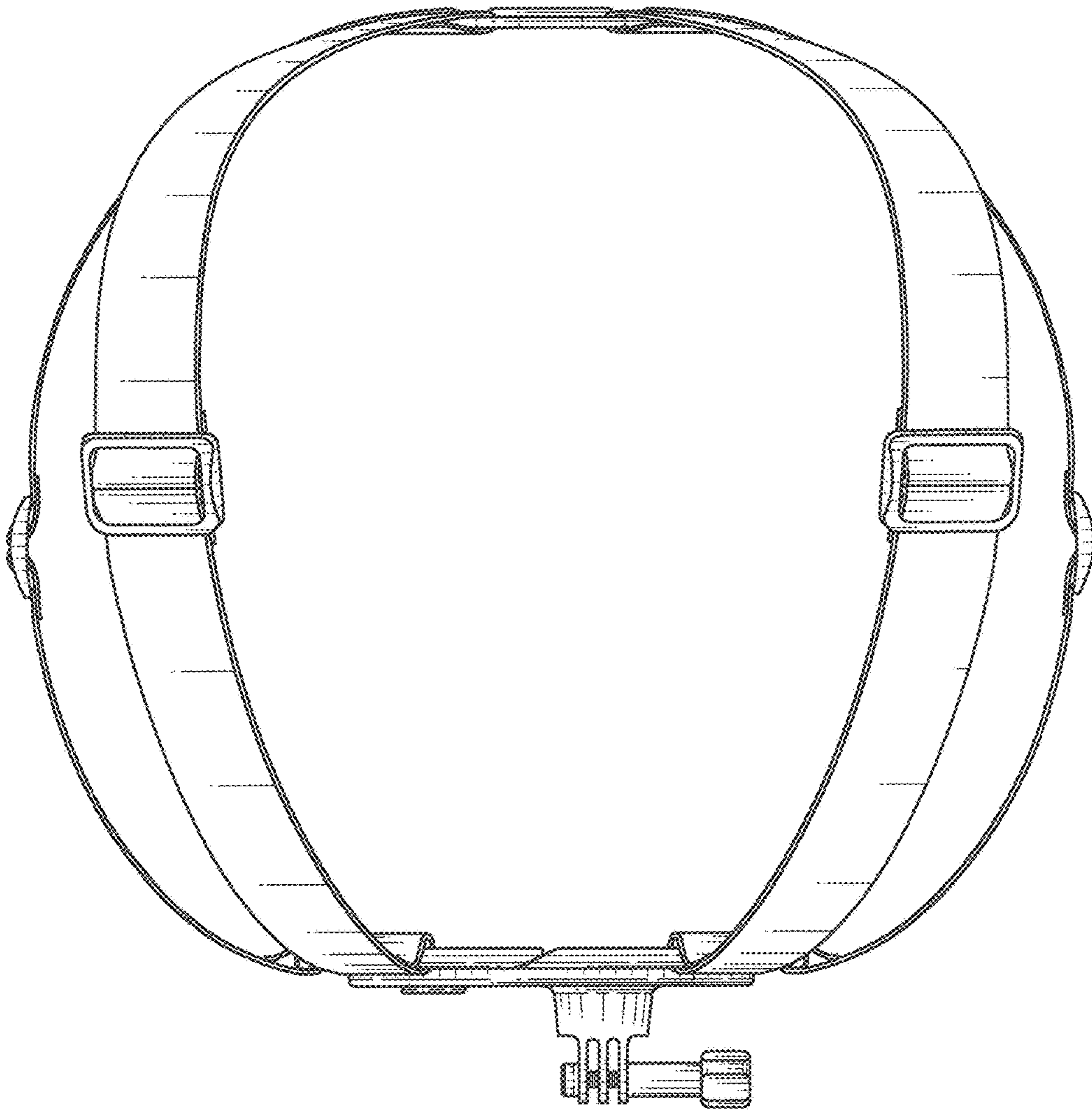


FIG. 6

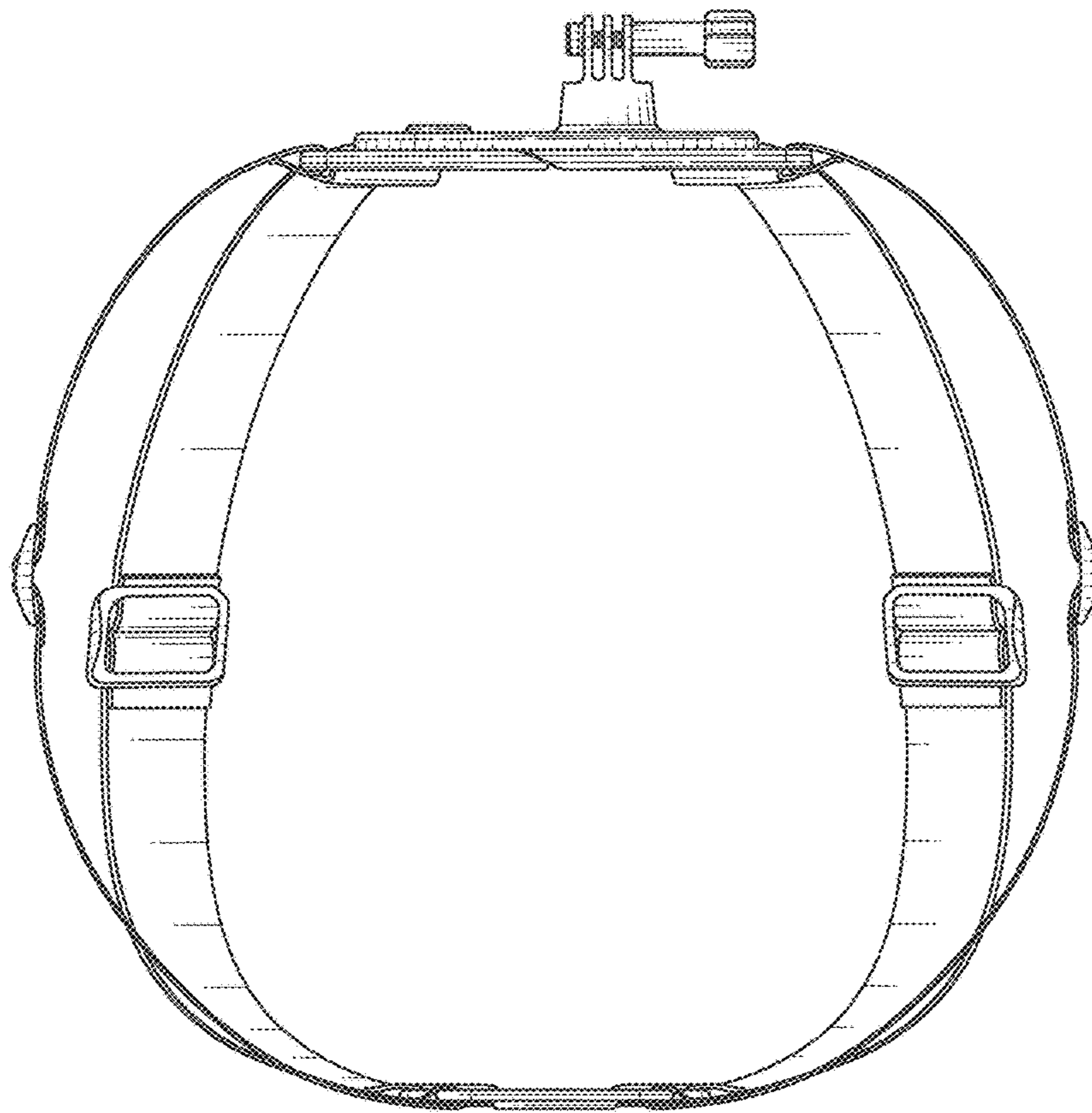


FIG. 7