



US00D806741S

(12) **United States Design Patent**  
**Majernik et al.**

(10) **Patent No.:** **US D806,741 S**  
(45) **Date of Patent:** **\*\* Jan. 2, 2018**

(54) **DISPLAY SCREEN WITH ANIMATED GRAPHICAL USER INTERFACE**

(71) Applicant: **Google Inc.**, Mountain View, CA (US)

(72) Inventors: **Pablo Majernik**, Oakland, CA (US);  
**Oisin Lavery**, San Francisco, CA (US)

(73) Assignee: **Google LLC**, Mountain View, CA (US)

(\*\*) Term: **15 Years**

(21) Appl. No.: **29/572,301**

(22) Filed: **Jul. 26, 2016**

(51) **LOC (11) Cl.** ..... **14-04**

(52) **U.S. Cl.**  
USPC ..... **D14/488**

(58) **Field of Classification Search**  
USPC ..... D14/485-488  
CPC ..... G06F 3/04842; G06F 3/0488; G06F  
3/04817; G06T 2200/24  
See application file for complete search history.

(56) **References Cited**

**U.S. PATENT DOCUMENTS**

D500,765 S *	1/2005	Wasko	.....	D14/486
D625,323 S *	10/2010	Matsushima	.....	D14/487
D641,372 S *	7/2011	Gardner	.....	D14/486
D644,240 S *	8/2011	Arnold	.....	D14/487
D660,860 S *	5/2012	Louch	.....	D14/485
D666,625 S *	9/2012	Gilmore	.....	D14/485
D668,261 S *	10/2012	Arnold	.....	D14/488

(Continued)

**OTHER PUBLICATIONS**

Notification for Patent Registration Formalities, and translation thereof, from counterpart Chinese Application No. 201630649243.8, dated Jun. 2, 2017, 5 pp.

(Continued)

*Primary Examiner* — Karen E Kearney  
(74) *Attorney, Agent, or Firm* — Shumaker & Sieffert, P.A.

(57) **CLAIM**

The ornamental design for a display screen with animated graphical user interface, as shown and described.


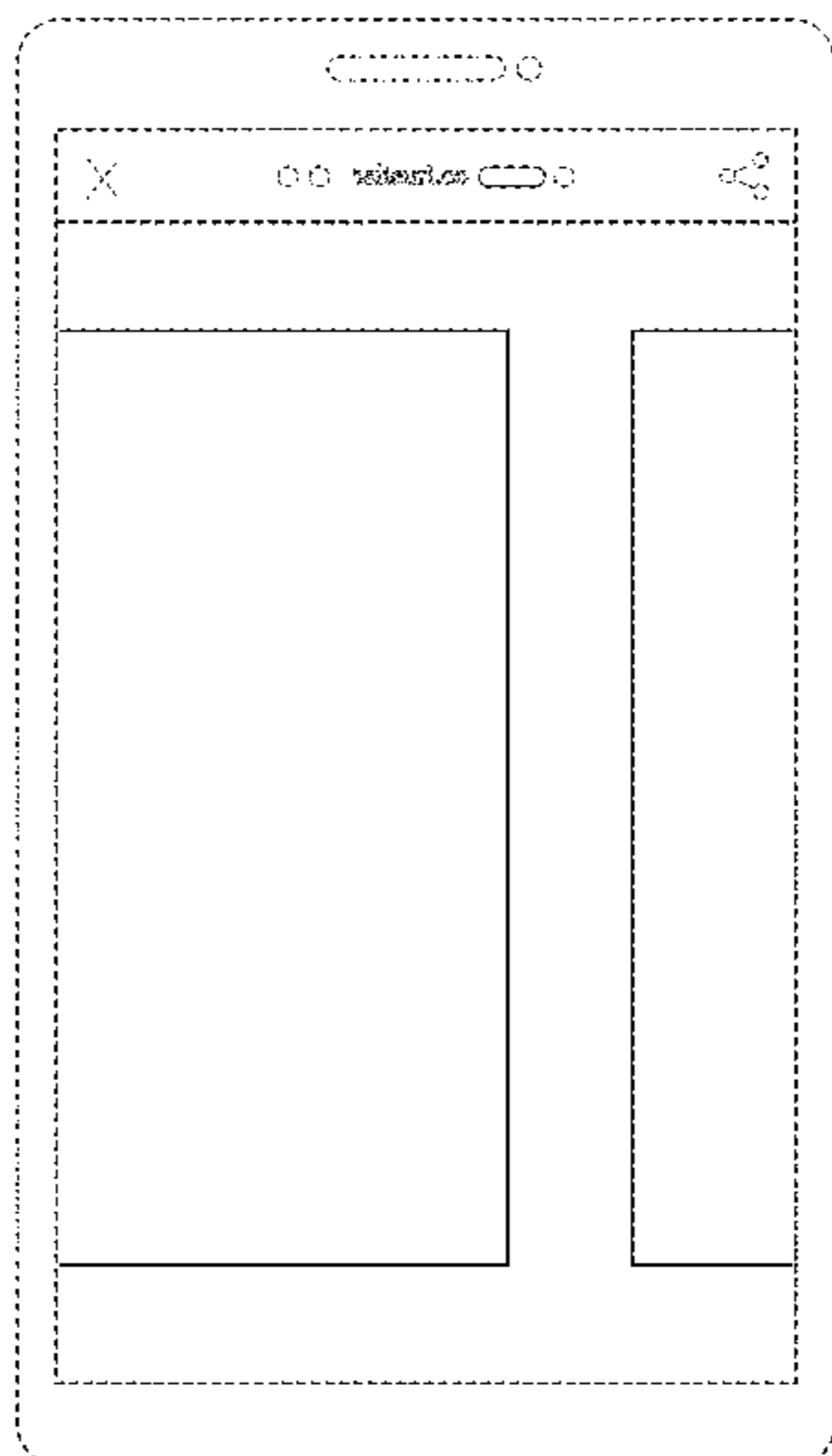
**DESCRIPTION**

FIG. 1 is a front view of a display screen with animated graphical user interface, showing a first image of a first embodiment of the new design;  
FIG. 2 is a second image thereof;  
FIG. 3 is a third image thereof;  
FIG. 4 is a fourth image thereof;  
FIG. 5 is a fifth image thereof;  
FIG. 6 is a sixth image thereof;  
FIG. 7 is a seventh image thereof;  
FIG. 8 is an eighth image thereof;  
FIG. 9 is a ninth image thereof;  
FIG. 10 is a front view of a display screen with animated graphical user interface, showing a first image of a second embodiment of the new design;  
FIG. 11 is a second image thereof;  
FIG. 12 is a third image thereof;  
FIG. 13 is a fourth image thereof;  
FIG. 14 is a fifth image thereof;  
FIG. 15 is a sixth image thereof;  
FIG. 16 is a seventh image thereof;  
FIG. 17 is an eighth image thereof; and,  
FIG. 18 is a ninth image thereof.

The appearance of the transitional image sequentially transitions between the images shown in FIGS. 1-9 and FIGS. 10-18. The process or period in which one image transitions to another image forms no part of the claimed design.

The broken line showing of the display screen and graphical user interface are included for the purpose of illustrating environmental structure and portions of the article and form no part of the claimed design.

**1 Claim, 18 Drawing Sheets**



(56)

References Cited

U.S. PATENT DOCUMENTS

D673,168	S *	12/2012	Frijlink .....	D14/487
D695,780	S *	12/2013	Edwards .....	D14/488
D699,743	S *	2/2014	Arnold .....	D14/488
D699,744	S *	2/2014	Ho Kushner .....	D14/488
D725,670	S *	3/2015	Zhang .....	D14/488
D736,246	S *	8/2015	Zhang .....	D14/488
D738,394	S *	9/2015	Chaudhri .....	D14/486
D743,999	S *	11/2015	Villamor .....	D14/488
D746,866	S *	1/2016	Memoria .....	D14/492
D749,622	S *	2/2016	Chaudhri .....	D14/488
D753,699	S *	4/2016	Tsukamoto .....	D14/487
D754,169	S *	4/2016	Kaplan .....	D14/486
D754,719	S *	4/2016	Zha .....	D14/488
D760,732	S *	7/2016	Sakai .....	D14/485
D762,671	S *	8/2016	Chan .....	D14/485
D781,328	S *	3/2017	Fong .....	D14/486
D792,462	S *	7/2017	Khandelwal .....	D14/487
2006/0236251	A1 *	10/2006	Kataoka .....	G06F 3/0481 715/757
2008/0024444	A1 *	1/2008	Abe .....	G06F 3/0485 345/157
2011/0025711	A1 *	2/2011	Doi .....	G06F 3/0485 345/635
2012/0017147	A1 *	1/2012	Mark .....	G06F 1/1639 715/702
2013/0036384	A1 *	2/2013	Murata .....	G06F 3/0482 715/815
2014/0164941	A1 *	6/2014	Kim .....	G06F 21/36 715/741
2014/0351728	A1 *	11/2014	Seo .....	H04M 1/72569 715/766
2015/0067582	A1 *	3/2015	Donnelly .....	G06F 3/0485 715/784
2015/0077326	A1 *	3/2015	Kramer .....	G06F 3/0325 345/156

OTHER PUBLICATIONS

Notice of Office Action, and translation thereof, from counterpart Korean Application No. 30-2016-0063133 M001, dated May 24, 2017, 7 pp.

Written Argument and Amendment, and translation thereof, from counterpart Korean Application No. 30-2016-0063133 M001, filed Jul. 4, 2017, 9 pp.

Notice of Office Action, and translation thereof, from counterpart Korean Application No. 30-2016-0063133 M002, dated May 24, 2017, 7 pp.

Written Argument and Amendment, and translation thereof, from counterpart Korean Application No. 30-2016-0063133 M002, filed Jul. 4, 2017, 12 pp.

Notice of Office Action, and translation thereof, from counterpart Korean Application No. 30-2016-0063133 M003, dated May 24, 2017, 3 pp.

Written Argument and Amendment, and translation thereof, from counterpart Korean Application No. 30-2016-0063133 M003, filed Jul. 4, 2017, 8 pp.

Decision for Registration of Design (and translation thereof) from Korean Application No. 30-2016-0063133 M001, dated Sep. 5, 2017, 3 pp.

Decision for Registration of Design (and translation thereof) from Korean Application No. 30-2016-0063133 M002, dated Sep. 5, 2017, 3 pp.

Decision for Registration of Design (and translation thereof) from Korean Application No. 30-2016-0063133 M003, dated Sep. 5, 2017, 3 pp.

\* cited by examiner




FIG. 1




FIG. 2




FIG. 3




FIG. 4




FIG. 5




FIG. 6






FIG. 7




FIG. 8




FIG. 9




FIG. 10




FIG. 11




FIG. 12




FIG. 13




FIG. 14






FIG. 15




FIG. 16




FIG. 17




FIG. 18