



US00D806677S

(12) **United States Design Patent**
Johnson

(10) **Patent No.:** **US D806,677 S**
(45) **Date of Patent:** **** Jan. 2, 2018**

(54) **MONKEY-SHAPED SOUND DEVICE**

(71) Applicant: **London Johnson, Inc.**, Fisherville, VA (US)

(72) Inventor: **Brian P. Johnson**, Fisherville, VA (US)

(73) Assignee: **London Johnson, Inc.**, Fishersville, VA (US)

(**) Term: **15 Years**

(21) Appl. No.: **29/570,266**

(22) Filed: **Jul. 6, 2016**

(51) **LOC (11) Cl.** **14-02**

(52) **U.S. Cl.**
USPC **D14/207**

(58) **Field of Classification Search**
USPC D14/204, 207, 210–216, 172, 209.1, D14/203.2, 189; 181/143, 144, 147, 148, 181/150–153, 157, 198, 199; 381/300–303, 306, 332, 333, 336, 345, 381/361–364, 386–388; D11/160, 162, D11/606–609, 832; 455/344–347; 369/6–12; D9/683, 500, 738, 763; D7/300, 601–606
CPC H04R 1/00; H04R 1/02; H04R 2400/00; H05K 5/00
See application file for complete search history.

(56) **References Cited**

U.S. PATENT DOCUMENTS

D324,387 S * 3/1992 Johnson D14/207
6,586,556 B2 * 7/2003 Kratschmer C08G 64/06
528/196

D529,897 S * 10/2006 Topping D14/207
D530,308 S * 10/2006 Topping D14/207
7,298,284 B2 * 11/2007 Glime G09B 19/12
340/691.1
D647,146 S * 10/2011 Islava D14/207
8,169,859 B1 * 5/2012 Sheehan G04B 37/144
368/222
D690,285 S * 9/2013 Breines D14/207
D699,707 S * 2/2014 Di Rocco D14/207
D724,053 S * 3/2015 Breines D14/207
D726,683 S * 4/2015 Breines D14/207
D751,531 S * 3/2016 Bearsch D14/207
D757,684 S * 5/2016 Feng D14/207

* cited by examiner

Primary Examiner — Prabhakar G Deshmukh

(74) *Attorney, Agent, or Firm* — Perkins Coie LLP


(57) **CLAIM**

The ornamental design for a monkey-shaped sound device, as shown and described.

DESCRIPTION

FIG. 1 is a perspective view of a monkey-shaped sound device showing my design, as viewed from the top and front. FIG. 2 is a front elevational view thereof. FIG. 3 is a back elevational view thereof. FIG. 4 is a first side elevational view thereof. FIG. 5 is a second side elevational view thereof. FIG. 6 is a top plan view thereof; and, FIG. 7 is a bottom plan view thereof. The details shown in broken lines illustrate features that form no part of the claimed design.

1 Claim, 4 Drawing Sheets






Fig. 1

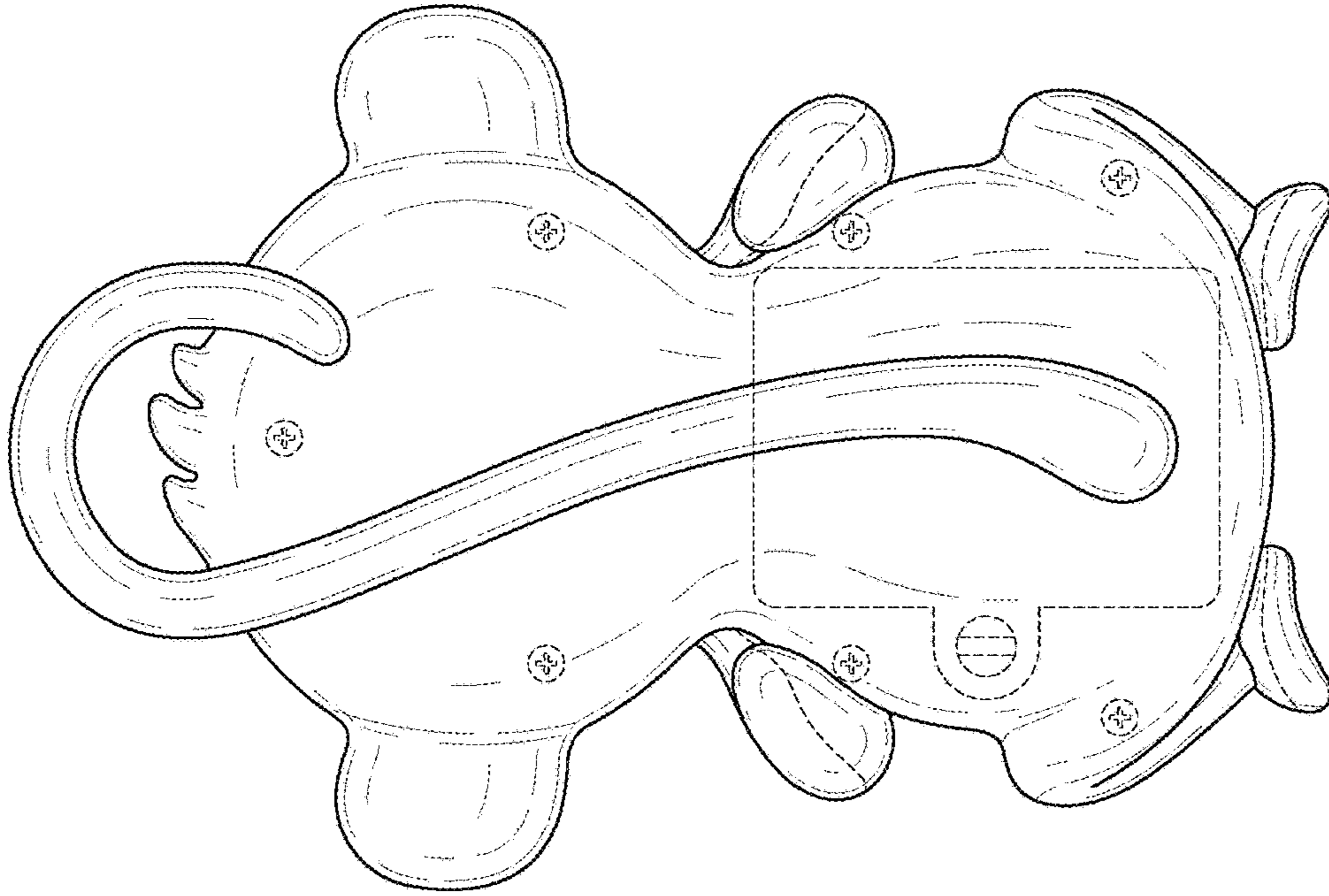


Fig. 3

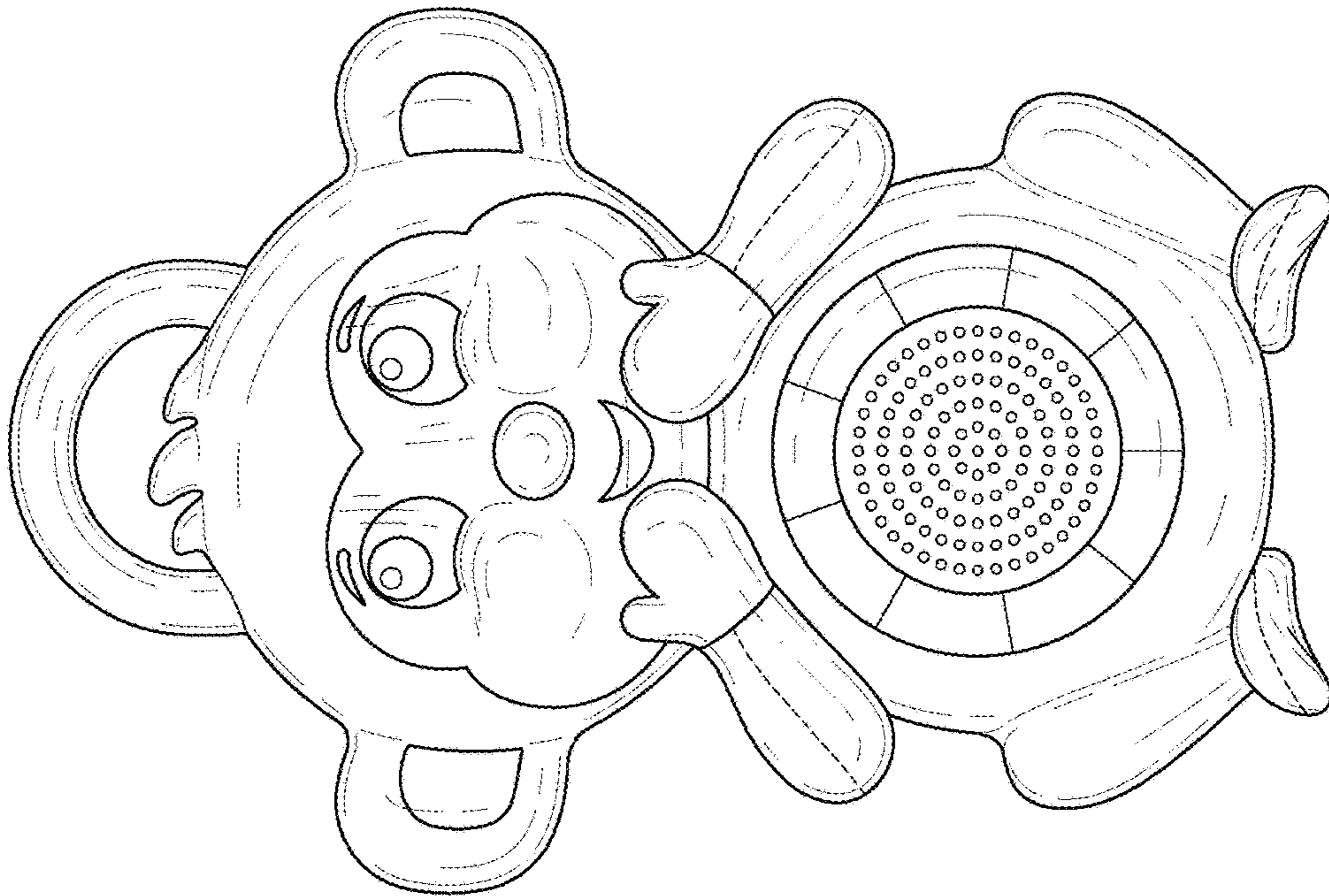


Fig. 2

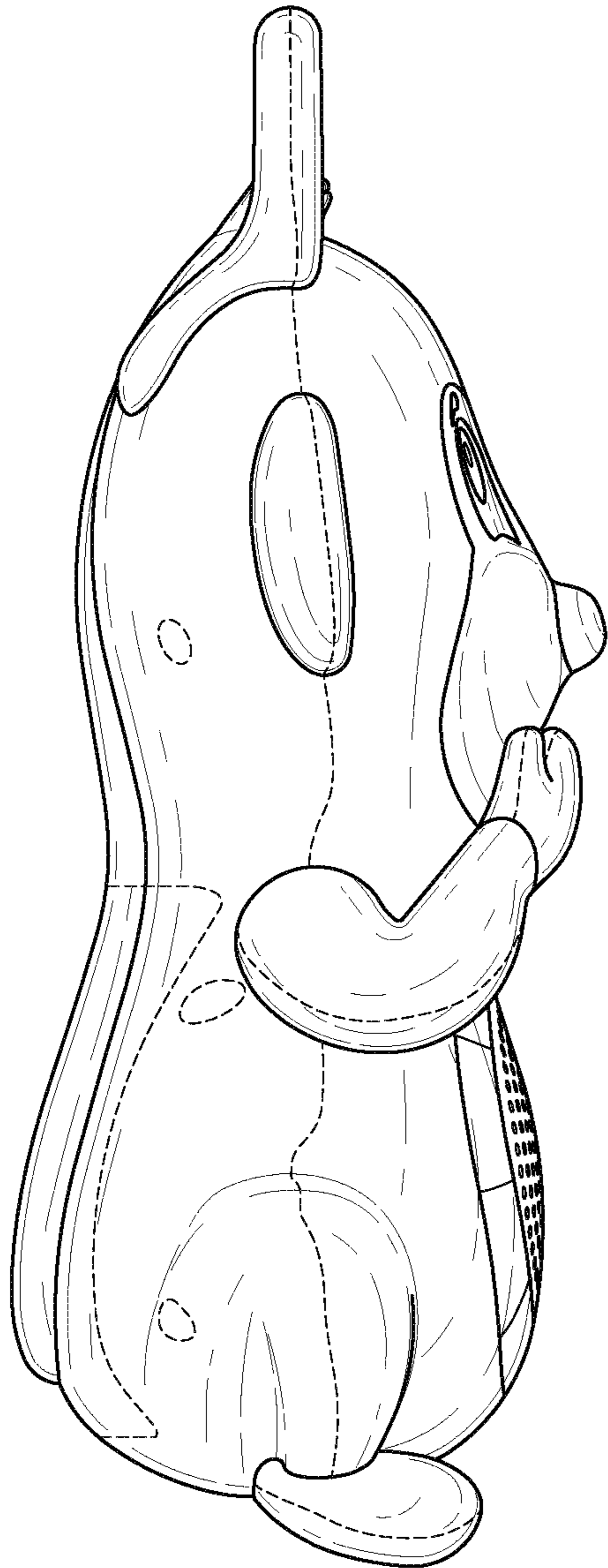


Fig. 4

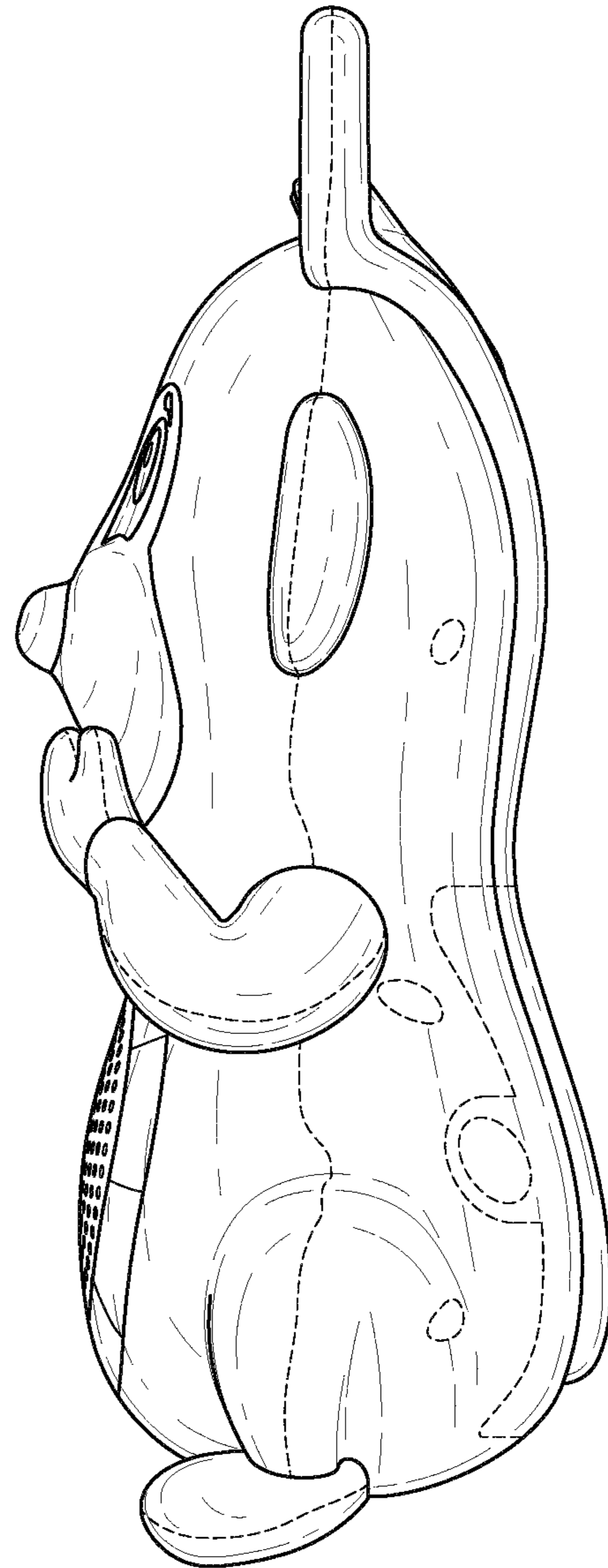


Fig. 5

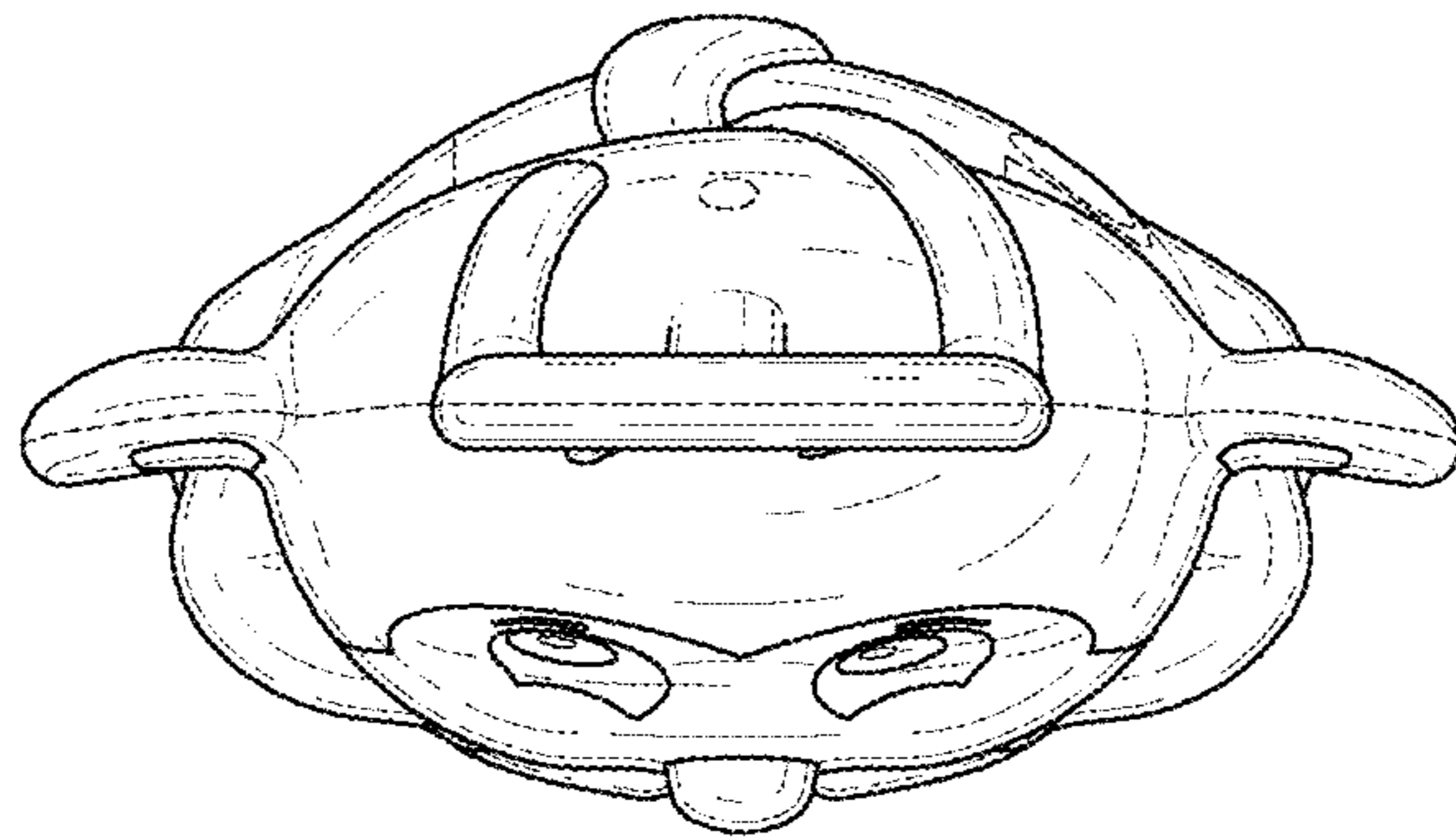


Fig. 6

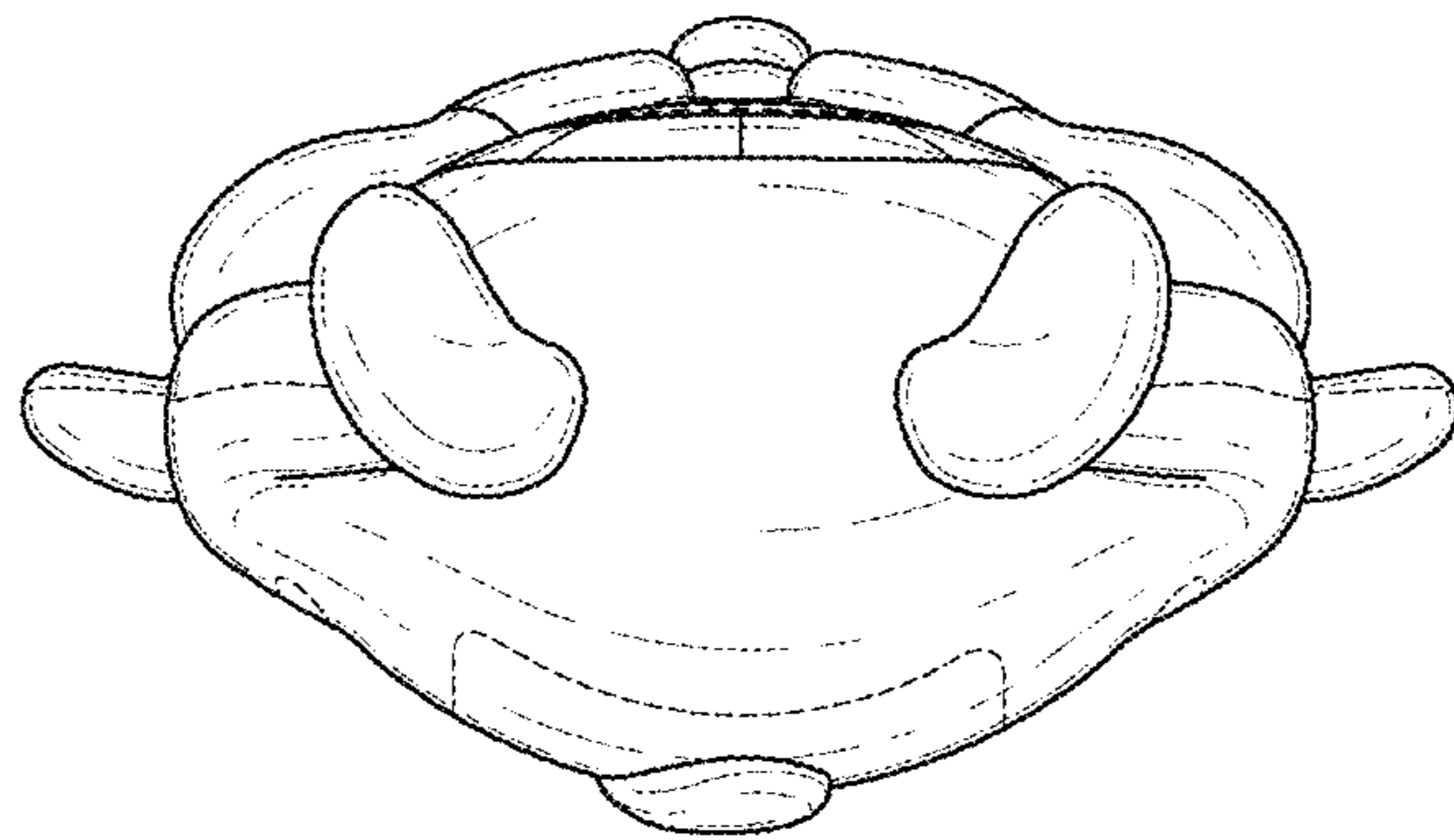


Fig. 7