



US00D806665S

(12) **United States Design Patent** (10) **Patent No.:** **US D806,665 S**
Lee et al. (45) **Date of Patent:** **** Jan. 2, 2018**

(54) **MONITOR**

(71) Applicant: **Samsung Electronics Co., Ltd.**,
Suwon-si (KR)

(72) Inventors: **Yongjoo Lee**, Seoul (KR); **Taeyeon Won**, Seoul (KR)

(73) Assignee: **SAMSUNG ELECTRONICS CO., LTD.**, Suwon-si (KR)

(**) Term: **15 Years**

(21) Appl. No.: **29/582,391**

(22) Filed: **Oct. 27, 2016**

(30) **Foreign Application Priority Data**

Aug. 19, 2016 (KR) 30-2016-0040692

(51) **LOC (11) Cl.** **14-03**

(52) **U.S. Cl.**
USPC **D14/126**

(58) **Field of Classification Search**

USPC D14/125-134, 239, 371, 136, 374-377,
D14/440, 450, 448, 336, 342, 159;
312/7.2; 348/836, 838, 180, 184, 325,
348/739; 248/917-924, 465; 345/104,
345/133, 156, 168, 87, 173; D21/329,
D21/515, 577, 622, 333, 433, 448, 452,
D21/450, 331, 505; D10/15, 26;
446/484, 175, 356; D6/477, 479, 300;
D20/10, 19, 39; D16/203, 241; 160/24
CPC G06F 1/1601; G06F 1/1643; G06F 1/1652;
G06F 1/1647; G06F 3/0412; H05K
5/0004; H05K 5/0017; H05K 5/02; H05K
5/0217; H04N 13/0459

See application file for complete search history.

(56) **References Cited**

U.S. PATENT DOCUMENTS

D618,682 S 6/2010 Haase et al.
D691,573 S * 10/2013 Iida D14/126

D708,596 S * 7/2014 Park D14/126
D740,242 S * 10/2015 Park D14/126
D746,241 S * 12/2015 Kurihara D14/126
D753,080 S * 4/2016 Dai D14/126
D753,619 S * 4/2016 Itai D14/126
D755,138 S * 5/2016 Kim D14/126

FOREIGN PATENT DOCUMENTS

EM 002266635-0002 8/2013
KR 30-0752298 7/2014

* cited by examiner

Primary Examiner — Raphael Barkai

(74) *Attorney, Agent, or Firm* — McAndrews Held & Malloy, Ltd.

(57) **CLAIM**

The ornamental design for a monitor, as shown and described.

DESCRIPTION

FIG. 1 is a front perspective view of a monitor showing our new design;
FIG. 2 is a front elevation view thereof;
FIG. 3 is a rear elevation view thereof;
FIG. 4 is a left-side elevation view thereof;
FIG. 5 is a right-side elevation view thereof;
FIG. 6 is a top plan view thereof;
FIG. 7 is a bottom plan view thereof;
FIG. 8 is a front perspective view thereof; and,
FIG. 9 is an enlarged view of the portion encircled in FIG. 1.

The dashed broken lines in the drawings depict portions of the monitor that form no part of the claimed design.
The dot-dot-dash broken lines in the drawings encircle a portion of the claimed design that is illustrated in an enlarged view and form no part of the claimed design.

1 Claim, 8 Drawing Sheets

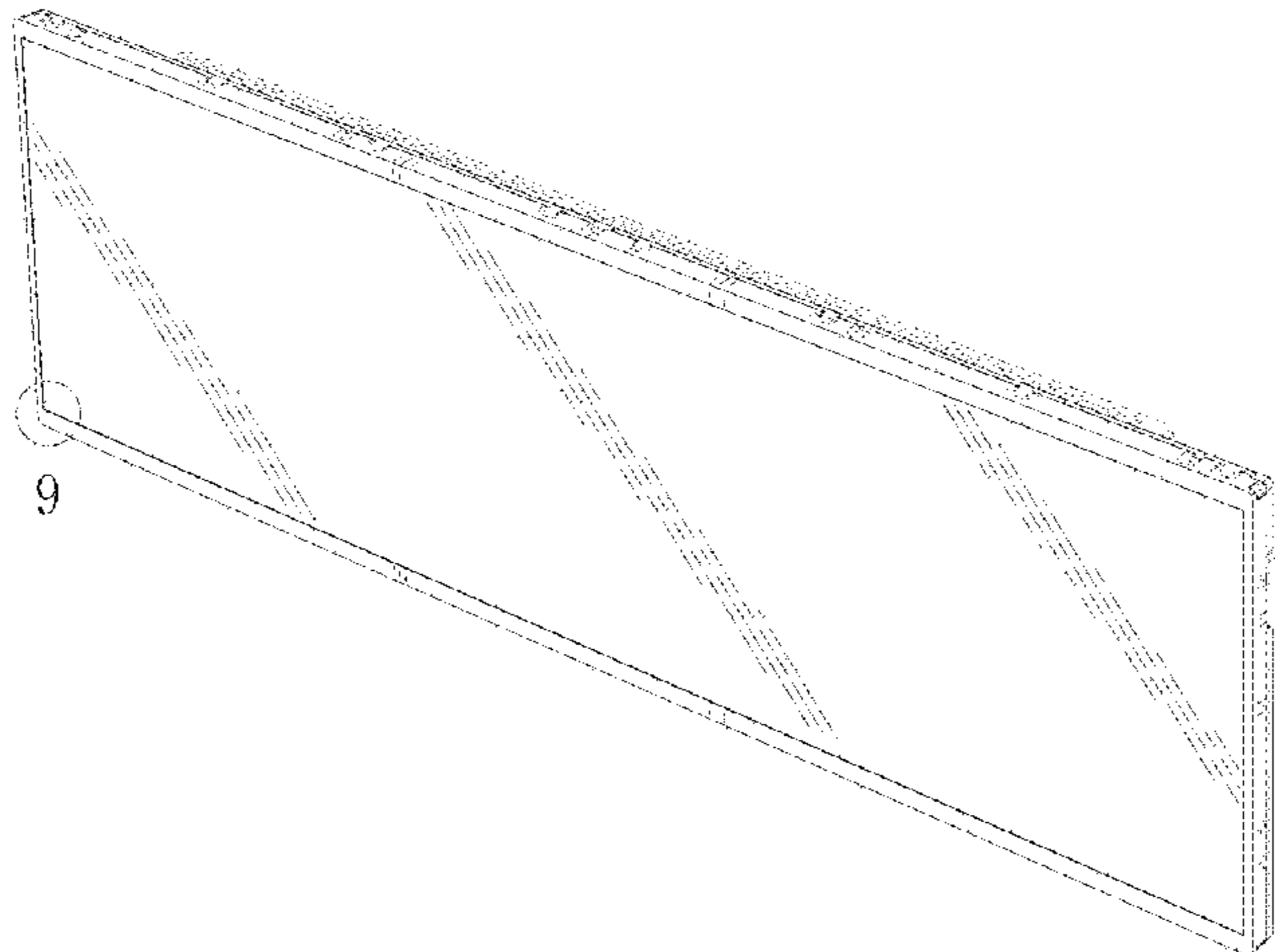


FIG. 1

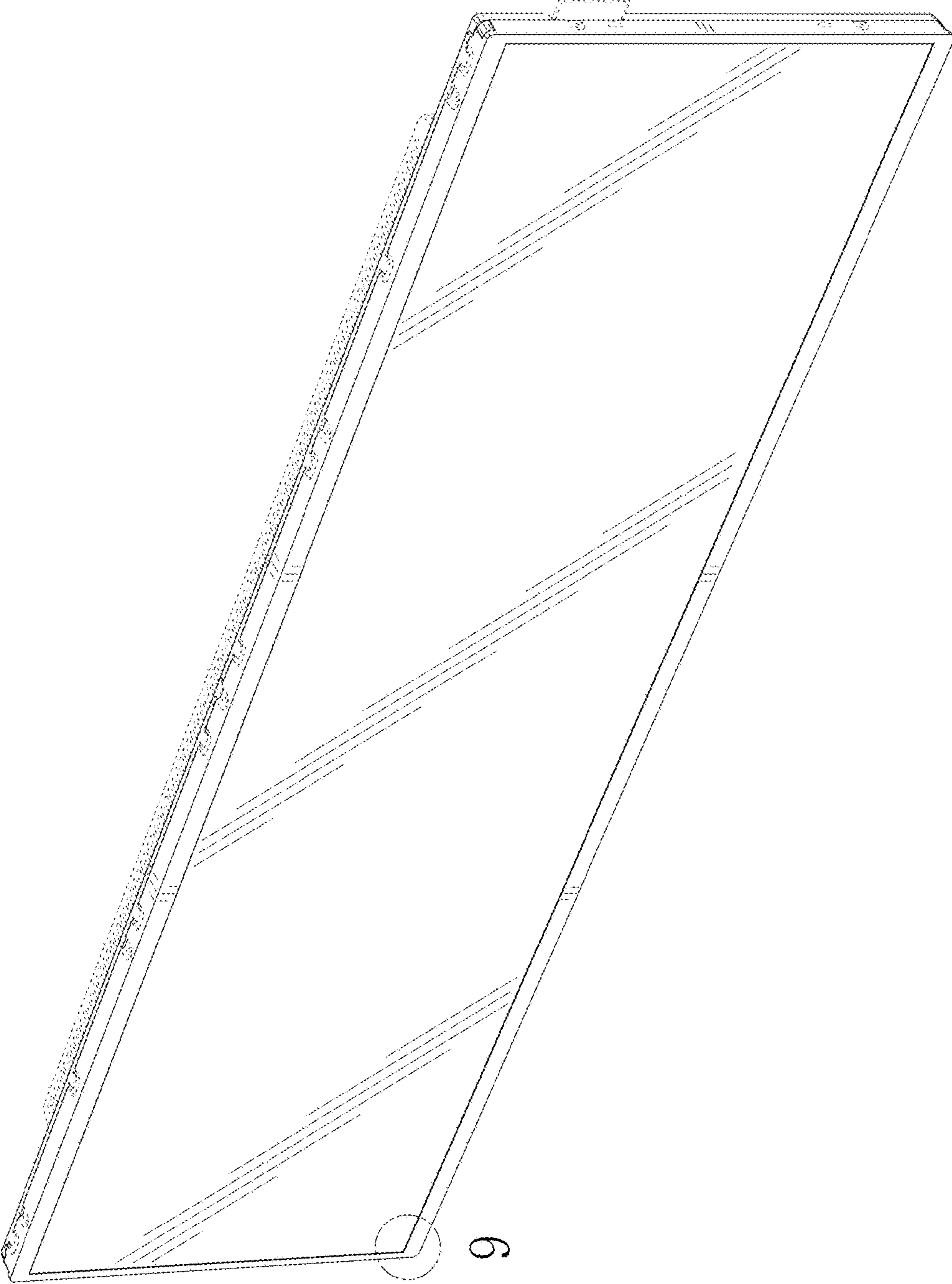


FIG. 2

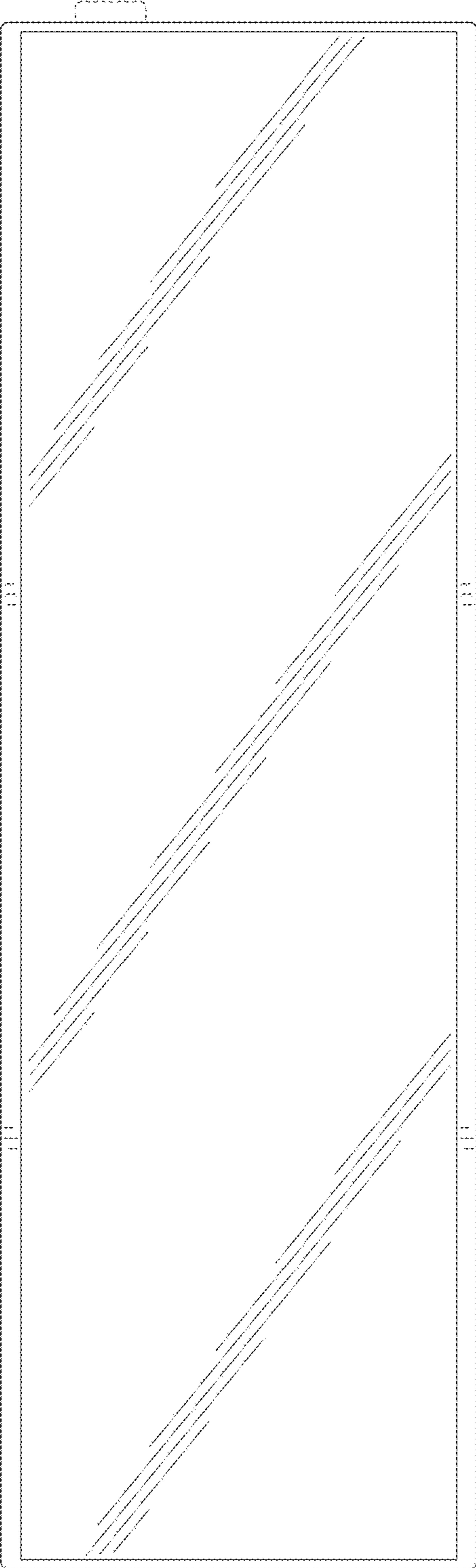


FIG. 3




FIG. 4




FIG. 5




FIG. 6




FIG. 7




FIG. 8

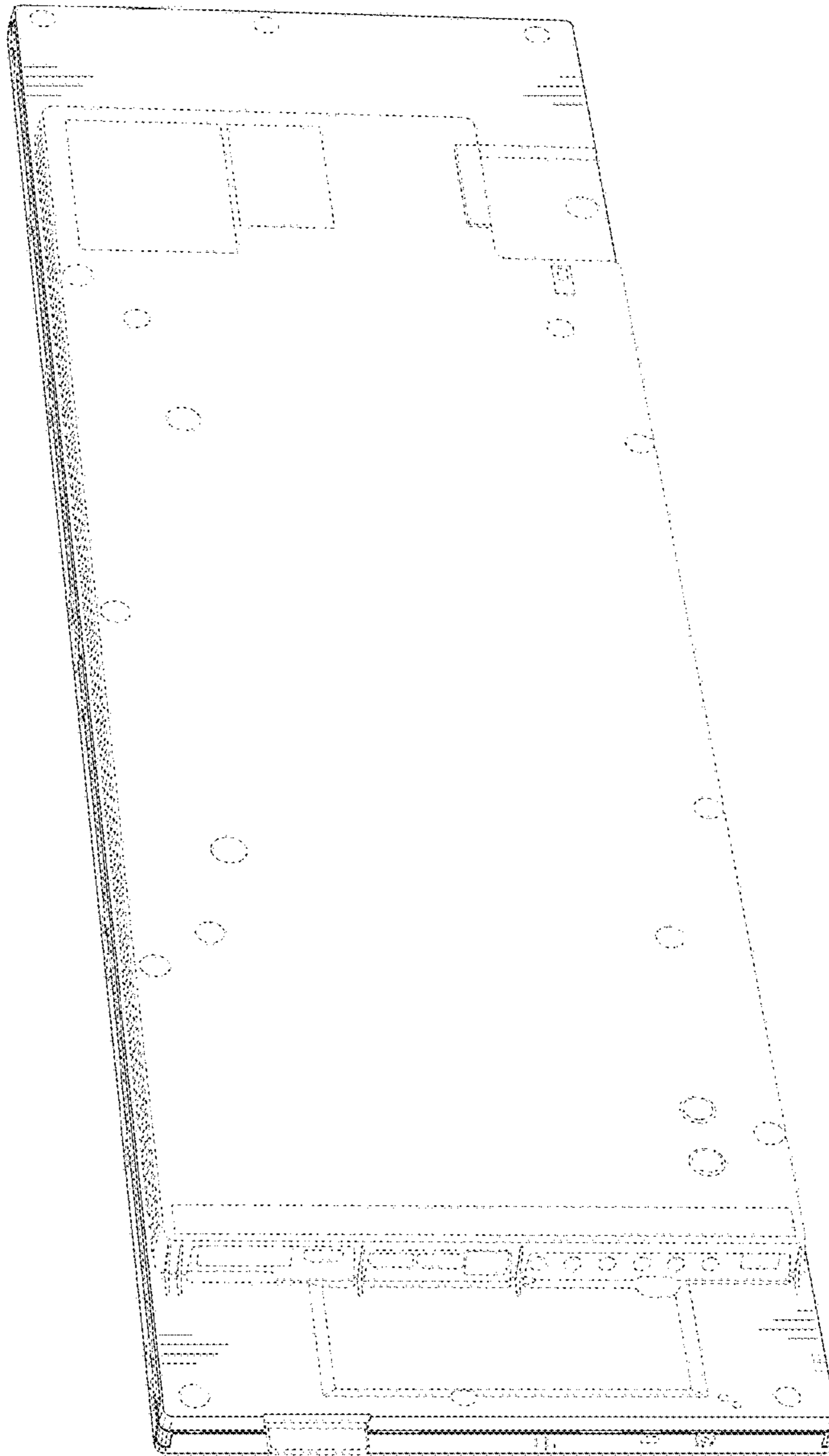


FIG. 9

