



US00D806643S

(12) **United States Design Patent**
Yasunaga

(10) **Patent No.:** **US D806,643 S**
(45) **Date of Patent:** **** Jan. 2, 2018**

- (54) **TIRE**
- (71) Applicant: **Toyo Tire & Rubber Co., Ltd.**,
Osaka-shi, Osaka (JP)
- (72) Inventor: **Toshikazu Yasunaga**, Osaka (JP)
- (73) Assignee: **Toyo Tire & Rubber Co., Ltd.**, Osaka
(JP)
- (**) Term: **15 Years**

D596,116 S *	7/2009	Fujita	D12/605
D596,119 S *	7/2009	Fujita	D12/605
D597,025 S *	7/2009	Fujita	D12/605
D600,199 S *	9/2009	Ibaraki	D12/605
D611,403 S *	3/2010	Kuwano	D12/605
D618,165 S *	6/2010	Sato	D12/605
D626,502 S *	11/2010	Nakamura	D12/605
D655,671 S *	3/2012	Yasunaga	D12/605
D662,466 S *	6/2012	Takano	D12/605
D662,877 S *	7/2012	Arrant	D12/605
D683,695 S *	6/2013	Takehima	D12/605
D711,816 S *	8/2014	Iwabuchi	D12/605

(Continued)

- (21) Appl. No.: **29/587,624**
- (22) Filed: **Dec. 14, 2016**
- (30) **Foreign Application Priority Data**
Aug. 24, 2016 (JP) 2016-018026
- (51) **LOC (11) Cl.** **12-15**
- (52) **U.S. Cl.**
USPC **D12/605**
- (58) **Field of Classification Search**
USPC D12/605, 604
CPC B60C 13/00; B60C 1/00
See application file for complete search history.

Primary Examiner — George D. Kirschbaum
Assistant Examiner — Clese Moore, Jr.
 (74) *Attorney, Agent, or Firm* — Sterne, Kessler,
 Goldstein & Fox P.L.L.C.

(57) **CLAIM**

The ornamental design for a tire, as shown and described.

DESCRIPTION

FIG. 1 is a front perspective view of a tire showing the claimed design;
 FIG. 2 is a front view thereof;
 FIG. 3 is a rear view thereof;
 FIG. 4 is a top plan view thereof, the bottom plan view being the same;
 FIG. 5 is a left side view thereof, the right side view being the same;
 FIG. 6 is an enlarged view of the portion between 6-6 and 6'-6' in FIG. 2;
 FIG. 7 is an enlarged cross-sectional view taken along line 7-7 in FIG. 6; and,
 FIG. 8 is an enlarged cross-sectional view taken along line 8-8 in FIG. 6.
 In the drawings, the broken lines showing portions of the tire tread, sidewall, and inner bead depict portions of the tire that form no part of the claimed design.

- (56) **References Cited**
U.S. PATENT DOCUMENTS
- | | | | |
|--------------|---------|-----------------|---------|
| D452,203 S | 12/2001 | Kajikawa | |
| D549,166 S * | 8/2007 | Lee | D12/605 |
| D555,583 S | 11/2007 | Itoi | |
| D569,336 S * | 5/2008 | Onoe | D12/605 |
| D570,768 S * | 6/2008 | Takahashi | D12/605 |
| D575,222 S * | 8/2008 | Fujita | D12/605 |
| D584,222 S * | 1/2009 | Ohashi | D12/605 |
| D584,682 S * | 1/2009 | Tanaka | D12/605 |
| D590,332 S * | 4/2009 | Sato | D12/605 |
| D592,591 S * | 5/2009 | Kuwano | D12/605 |
| D593,486 S * | 6/2009 | Yonetsu | D12/605 |
| D593,939 S * | 6/2009 | Maxwell | D12/605 |

1 Claim, 8 Drawing Sheets



(56)

References Cited

U.S. PATENT DOCUMENTS

D750,555 S * 3/2016 Iwabuchi D12/605
D769,806 S * 10/2016 Yasunaga D12/605
D773,987 S * 12/2016 Ishikawa D12/605

* cited by examiner




FIG. 1

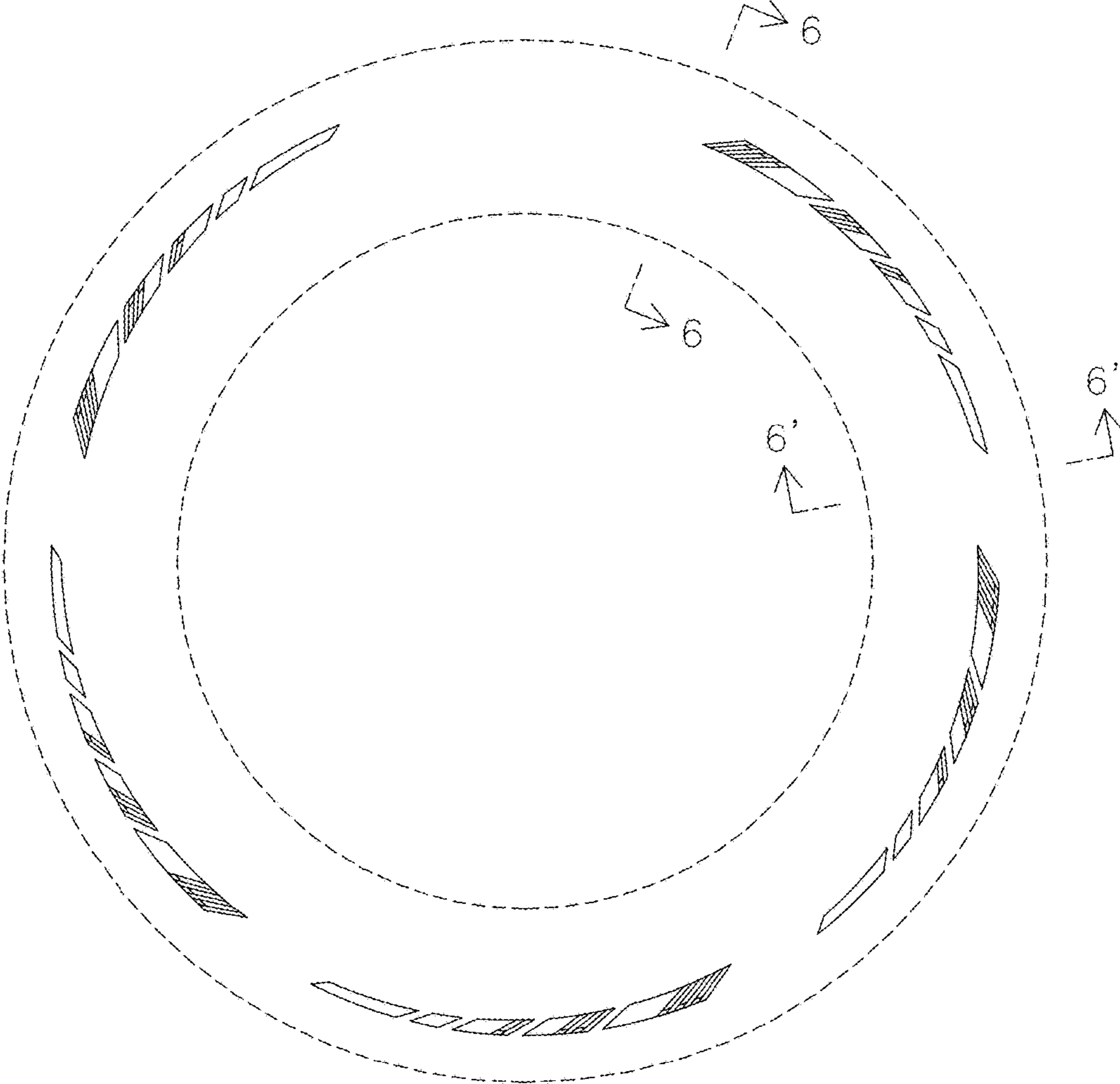


FIG. 2




FIG. 3



FIG. 4




FIG. 5

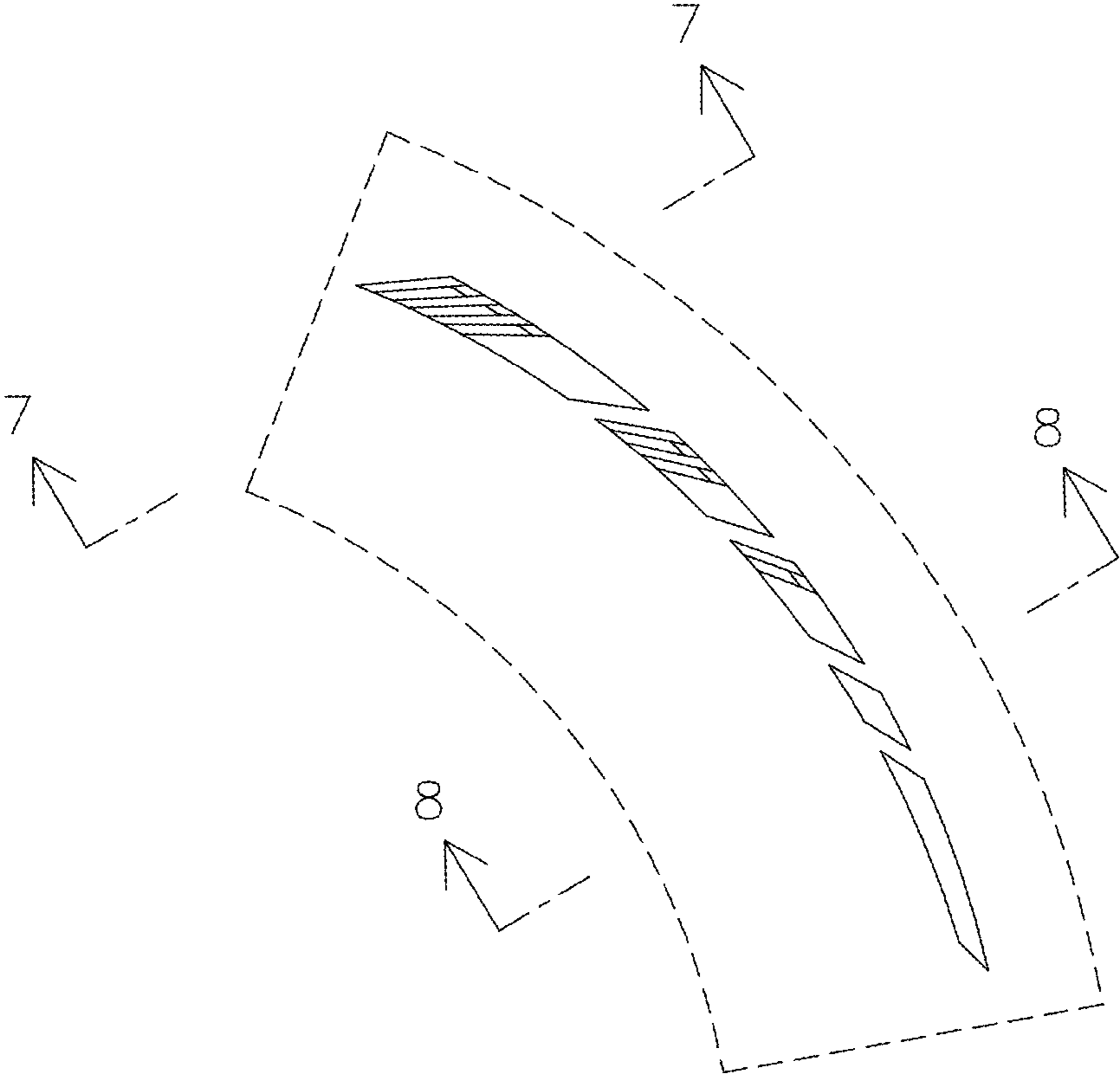


FIG. 6

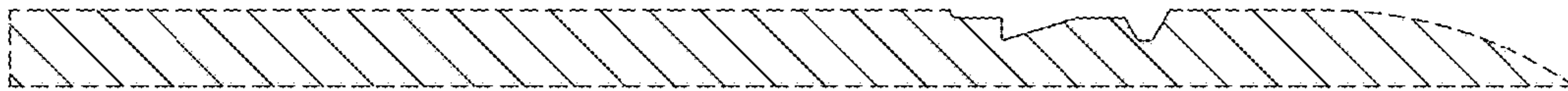


FIG. 7

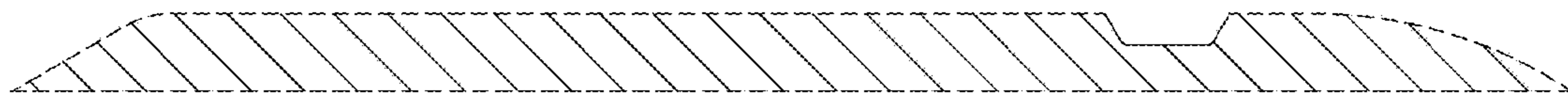


FIG. 8