



US00D806640S

(12) **United States Design Patent** (10) **Patent No.:** **US D806,640 S**  
**Petr** (45) **Date of Patent:** **\*\* \*Jan. 2, 2018**

(54) **TIRE**

(71) Applicant: **COOPER TIRE & RUBBER COMPANY**, Findlay, OH (US)

(72) Inventor: **Matthew J. Petr**, Findlay, OH (US)

(73) Assignee: **Cooper Tire & Rubber Company**, Findlay, OH (US)

(\*) Notice: This patent is subject to a terminal disclaimer.

(\*\*) Term: **14 Years**

(21) Appl. No.: **29/500,726**

(22) Filed: **Aug. 27, 2014**

**Related U.S. Application Data**

(63) Continuation-in-part of application No. 29/500,588, filed on Aug. 26, 2014.

(51) **LOC (11) Cl.** ..... **12-15**

(52) **U.S. Cl.**  
USPC ..... **D12/600**

(58) **Field of Classification Search**  
USPC ..... D12/536, 559, 561, 568-605, 512, 519, D12/522, 537-538, 542, 544, 551, 552, D12/554, 563; D7/588, 396.4, 396.5; 152/523, 524, 525, 555, 209.1-209.9, 152/209.11-209.19, 209.21-209.28, 455  
CPC ..... B60C 13/00; B60C 13/001; B60C 13/02; B60C 1/0025; B60C 11/03; B60C 11/0304; B60C 11/1218; B60C 11/1236; B60C 11/1281; B60C 2011/1213; B60C 2200/06; B60C 1/00

See application file for complete search history.

(56) **References Cited**

**U.S. PATENT DOCUMENTS**

D444,742 S *	7/2001	Dunlap	.....	D12/579
D493,415 S *	7/2004	Noailly	.....	D12/579
D580,347 S *	11/2008	Lo	.....	D12/579
D711,814 S *	8/2014	Ohara	.....	D12/579
D720,284 S *	12/2014	Lo	.....	D12/579
D730,272 S *	5/2015	Fleckner	.....	D12/580
D732,463 S *	6/2015	Petr	.....	D12/579
D736,145 S *	8/2015	Jacobs	.....	D12/594
D737,197 S *	8/2015	Wang	.....	D12/579

\* cited by examiner

*Primary Examiner* — Garth Rademaker

*Assistant Examiner* — Katie Stofko Mroczka

(74) *Attorney, Agent, or Firm* — Fay Sharpe LLP

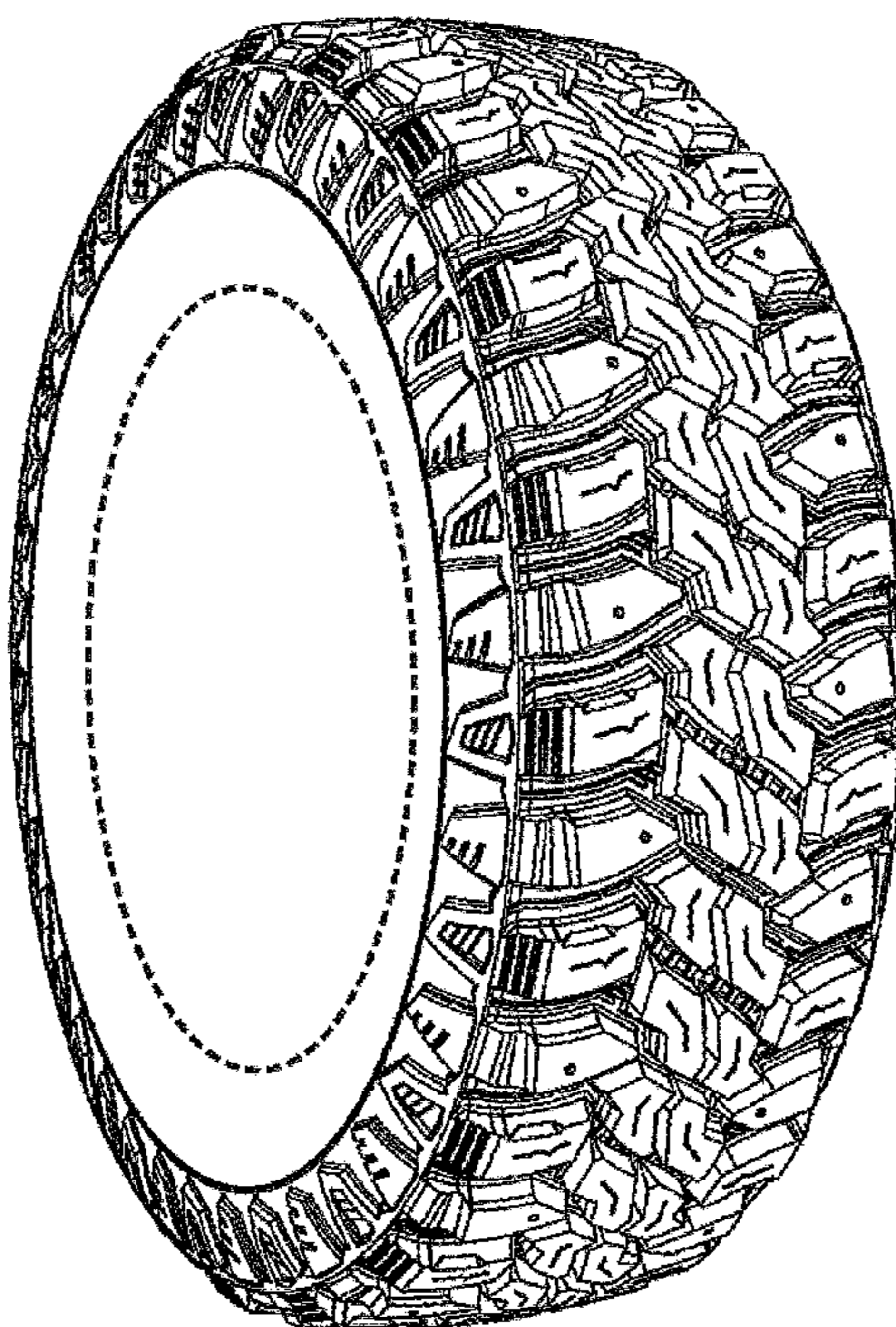
(57) **CLAIM**

The ornamental design for a tire, as shown and described.

**DESCRIPTION**

FIG. 1 is a perspective view of a tire; FIG. 2 is an enlarged partial side view thereof; and, FIG. 3 is a front view of the entire tire thereof. The remaining three-quarter portions of the tire are repetitive of the illustrated one-quarter portion shown in FIG. 2. The inside and outside views of the tire are the same. The broken lines in FIGS. 1 and 2 illustrate portions of the tire that form no part of the claimed design.

**1 Claim, 3 Drawing Sheets**



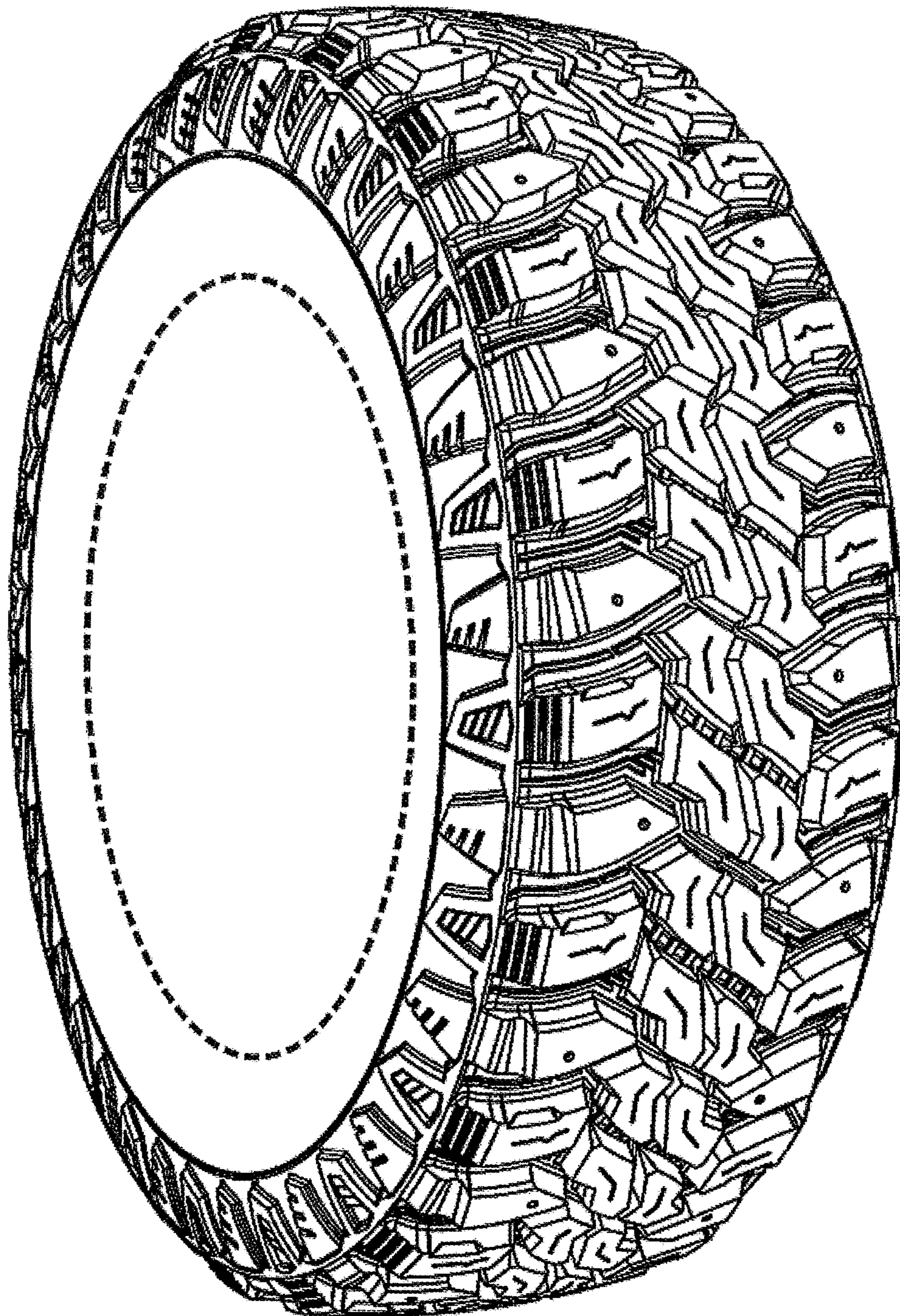


FIG. 1




FIG. 2

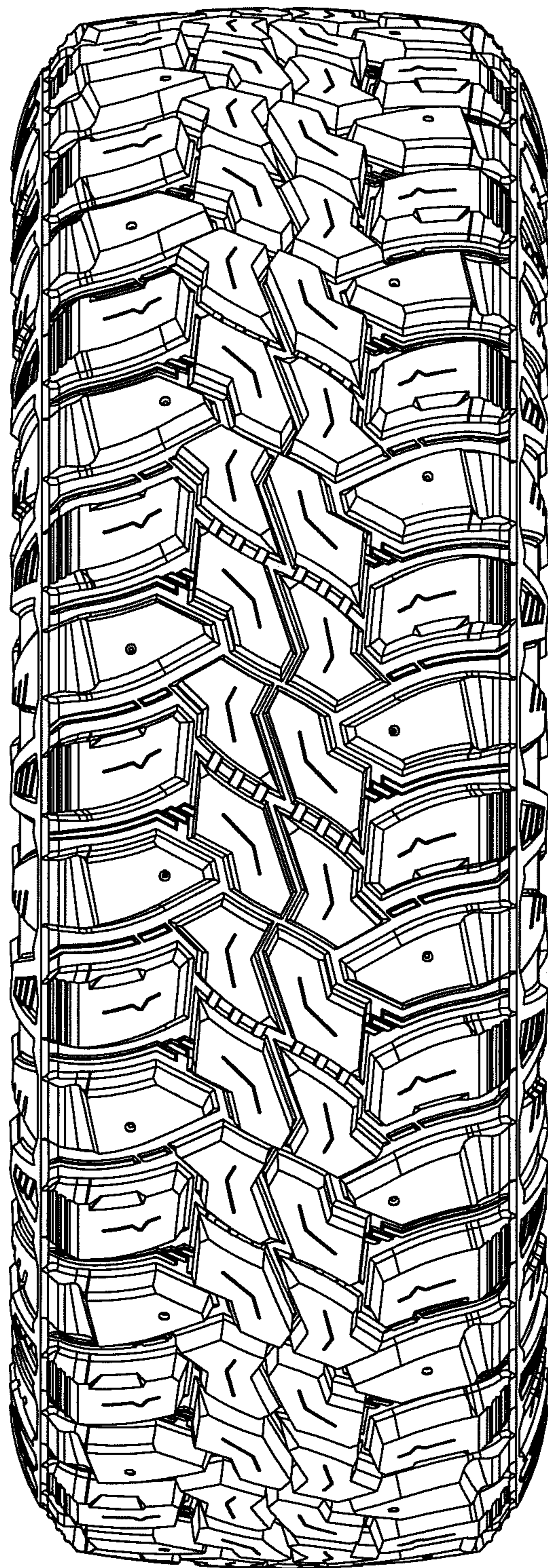


FIG. 3