



US00D806624S

(12) **United States Design Patent** (10) **Patent No.:** **US D806,624 S**
Lu (45) **Date of Patent:** **** Jan. 2, 2018**

(54) **FUEL DOOR**
(71) Applicant: **Turn 5, Inc.**, Malvern, PA (US)
(72) Inventor: **Shunguo Lu**, Danyang (CN)
(73) Assignee: **Turn 5, Inc.**, Malvern, PA (US)
(**) Term: **15 Years**
(21) Appl. No.: **29/596,291**
(22) Filed: **Mar. 7, 2017**
(51) **LOC (11) Cl.** **12-16**
(52) **U.S. Cl.**
USPC **D12/197**
(58) **Field of Classification Search**
USPC D12/197, 198–201, 110, 114, 218;
D7/398; D9/435, 451–454, 443–444;
D8/310–312; D23/260; D15/150
CPC B63B 3/66; B60H 1/34
See application file for complete search history.

(56) **References Cited**
U.S. PATENT DOCUMENTS
D477,554 S * 7/2003 Kefer D12/197
D488,397 S * 4/2004 Morelock D10/68

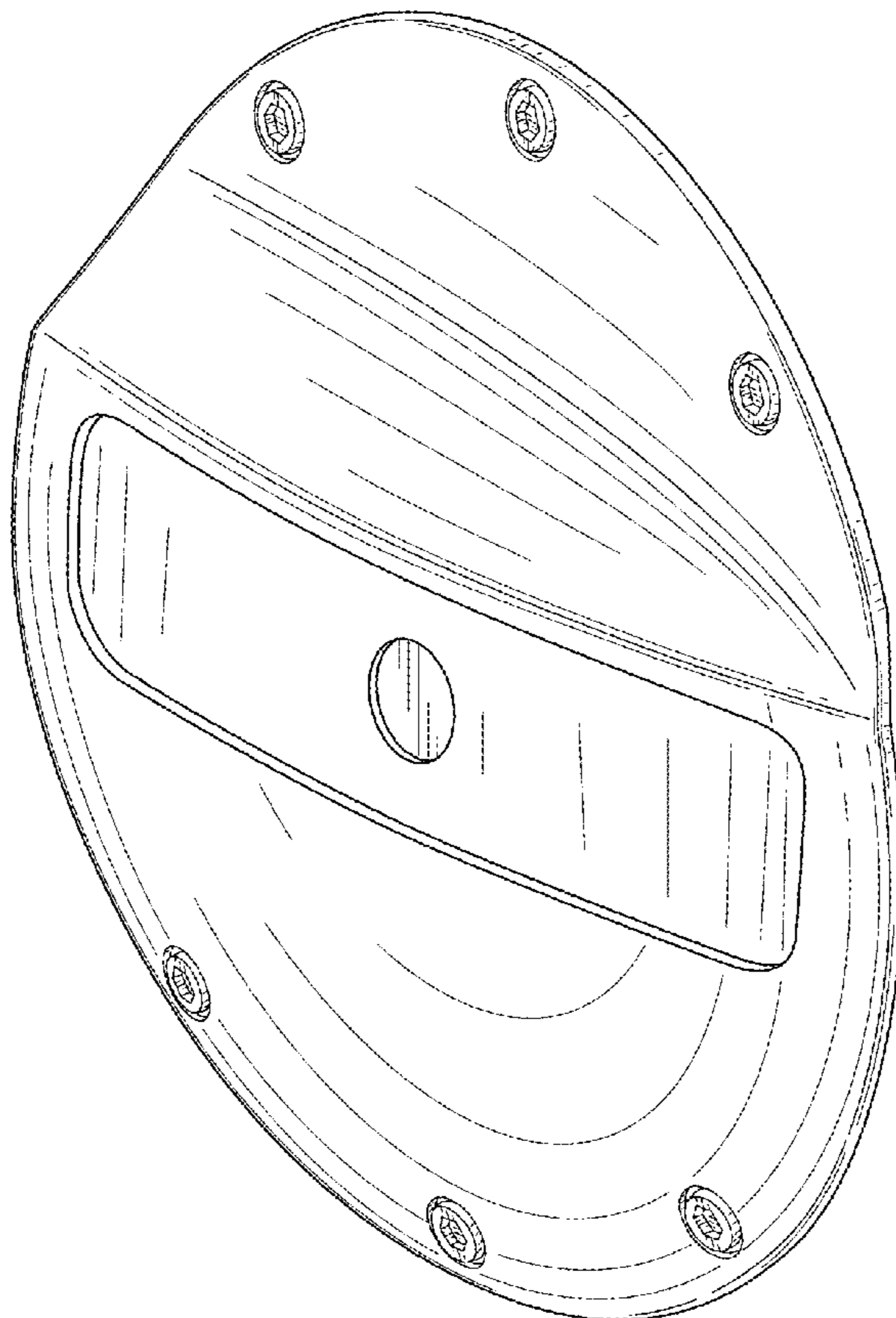
D544,424 S * 6/2007 Bauer D12/197
D585,348 S * 1/2009 Yan D12/197
D594,395 S * 6/2009 Yoshii D12/197
D617,459 S * 6/2010 Bogue D12/197
D649,099 S * 11/2011 Nakamura D12/197
D687,755 S * 8/2013 Griffin D12/197
D756,280 S * 5/2016 Davito D12/197
D773,972 S * 12/2016 Cloete D12/197

* cited by examiner
Primary Examiner — Katrina A Betton
(74) *Attorney, Agent, or Firm* — Spruce Law Group, LLC

(57) **CLAIM**
The ornamental design for a fuel door, as shown and described.

DESCRIPTION
FIG. 1 is a perspective top view of the fuel door of the present invention;
FIG. 2 is a top side view thereof;
FIG. 3 is a bottom view thereof;
FIG. 4 is a right side view thereof;
FIG. 5 is a left side view thereof;
FIG. 6 is a front elevation view thereof; and,
FIG. 7 is a rear elevation view thereof.
The broken lines illustrate the design's environment and form no part of the claimed design.

1 Claim, 5 Drawing Sheets



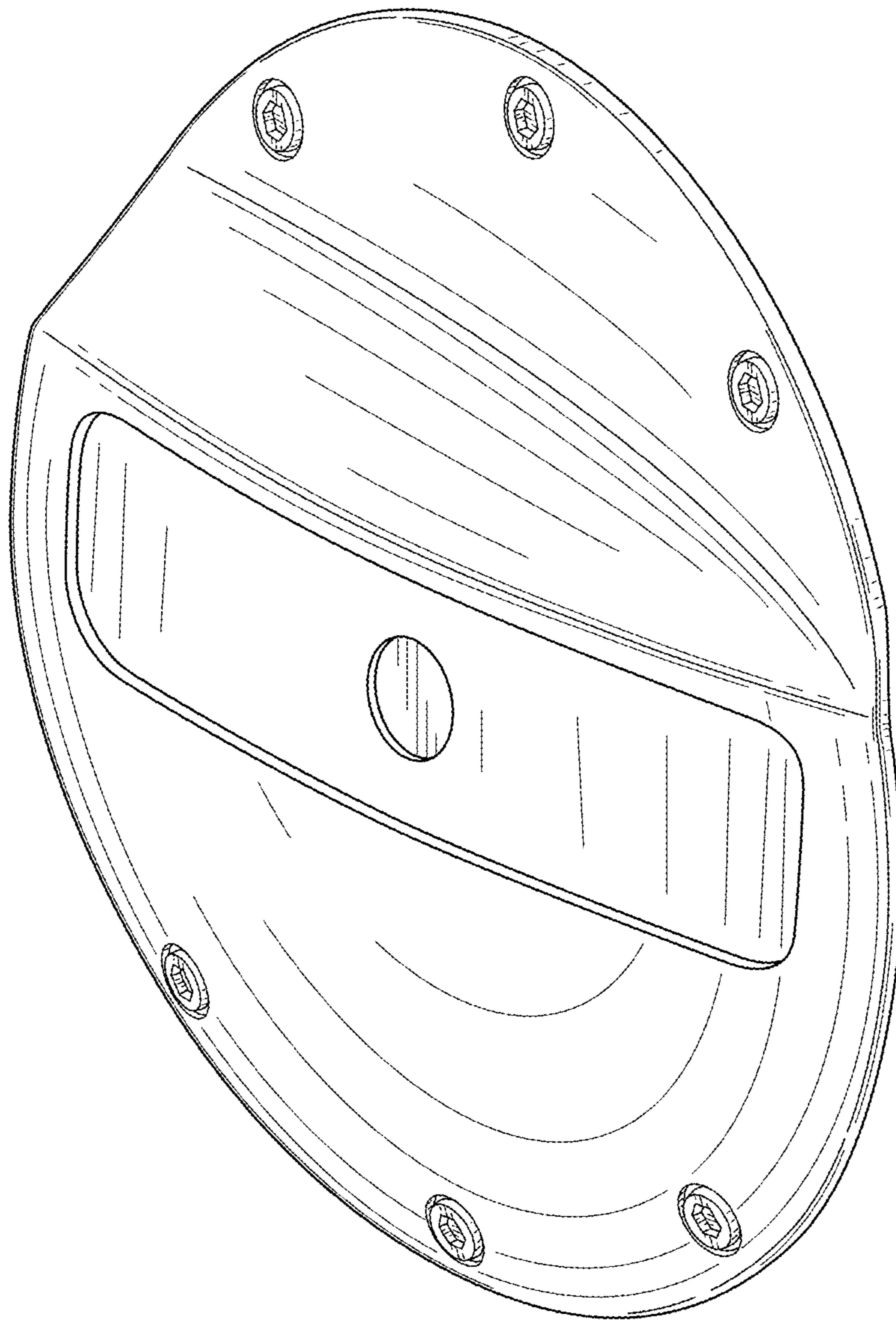


FIG. 1

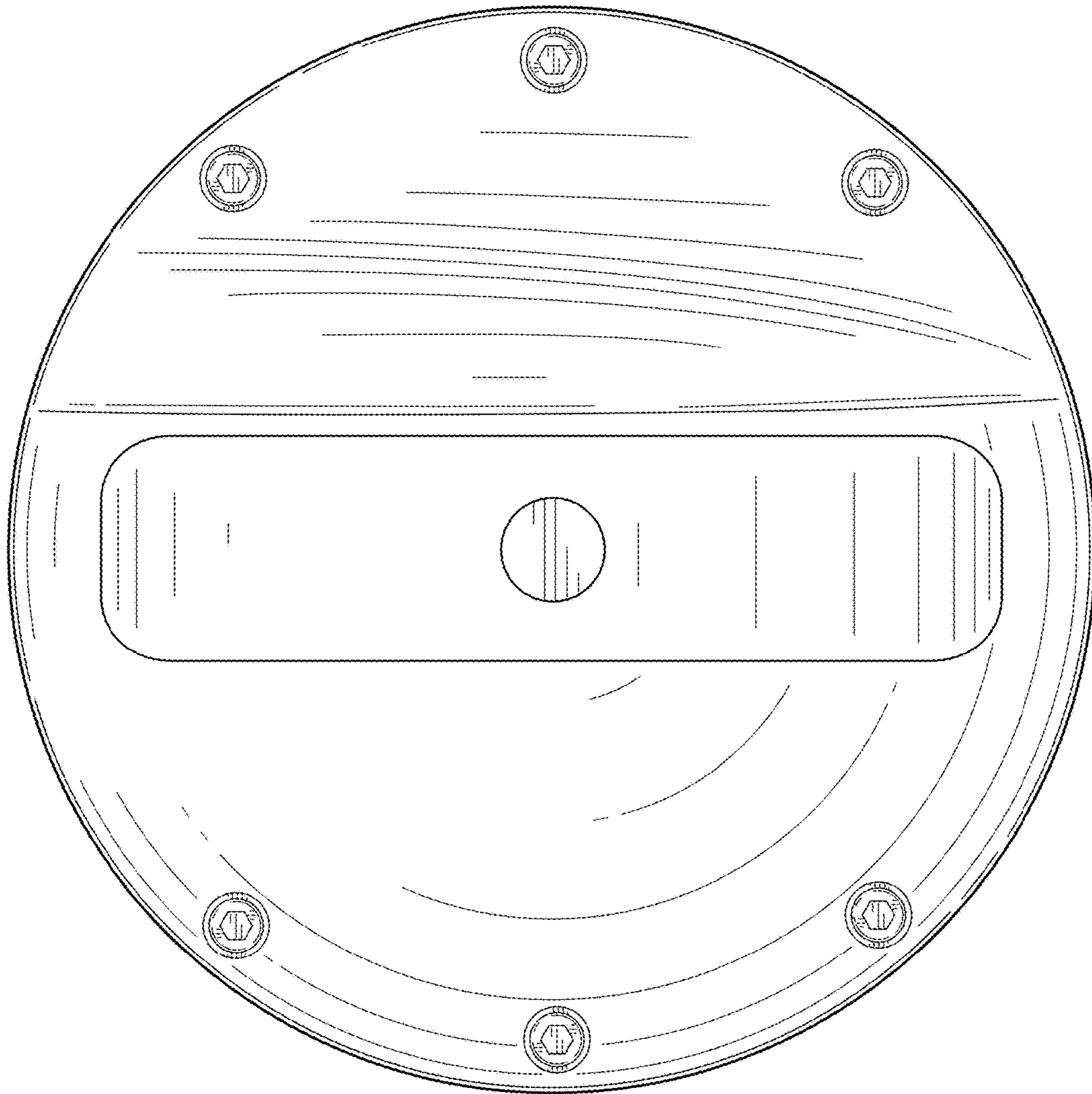


FIG. 2

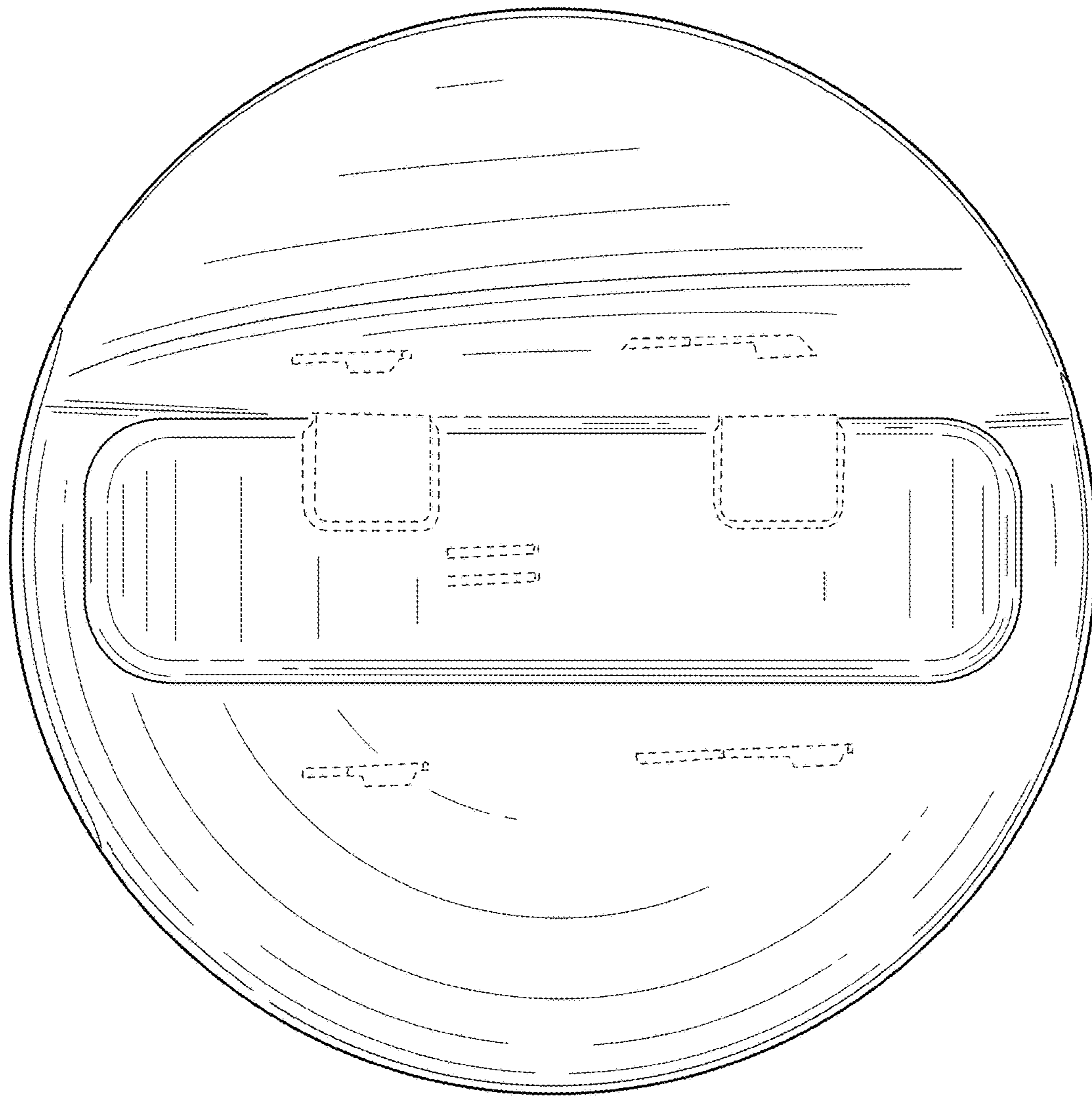


FIG. 3

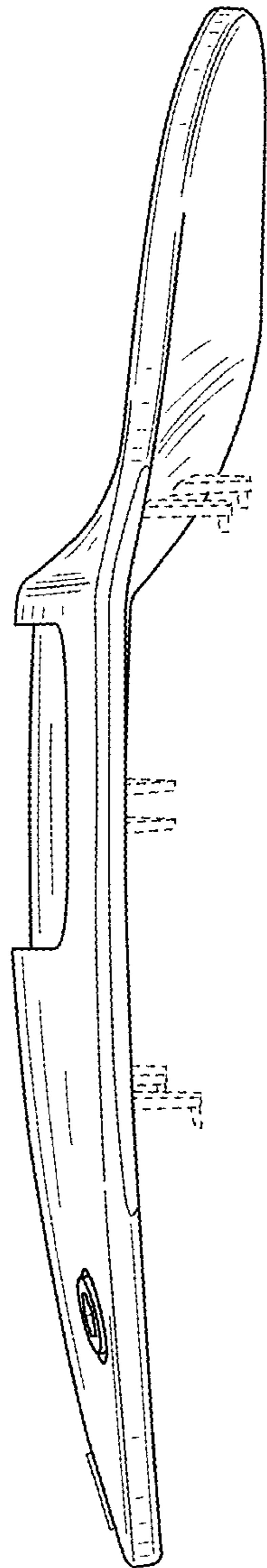


FIG. 4

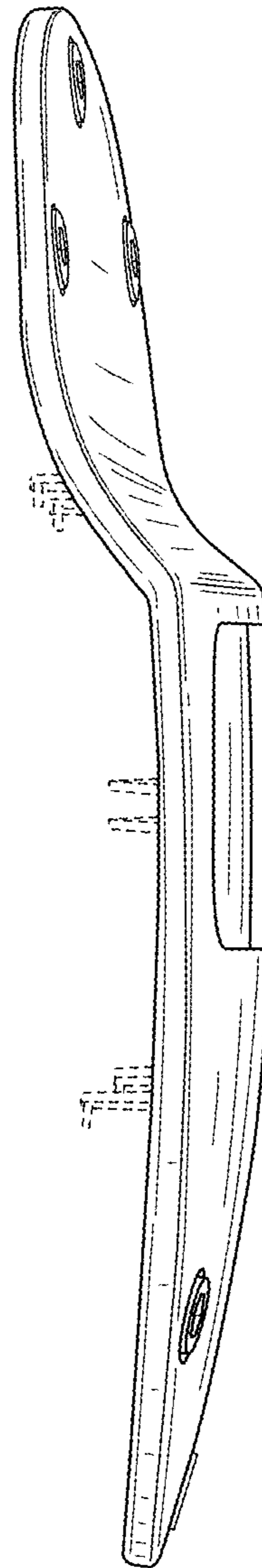


FIG. 5




FIG. 6

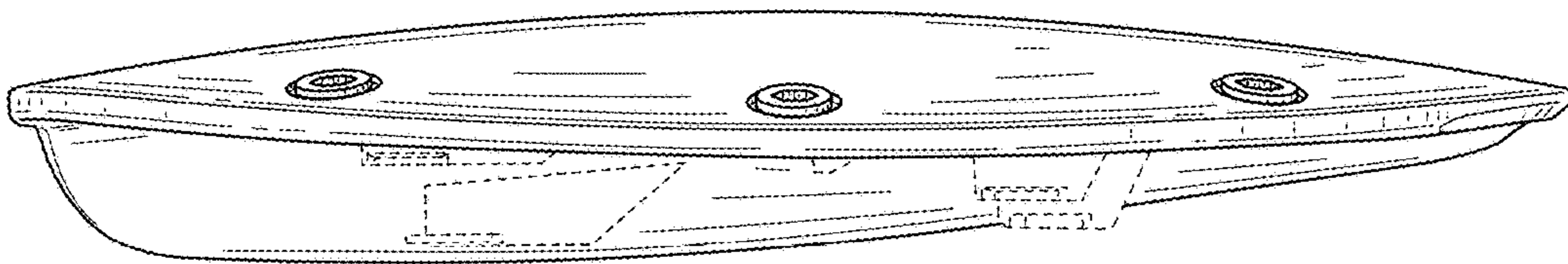


FIG. 7