



US00D806605S

(12) **United States Design Patent** (10) **Patent No.:** **US D806,605 S**
Jacobsthal et al. (45) **Date of Patent:** **** Jan. 2, 2018**

(54) **EMBLEM**

(71) Applicant: **CNH Industrial America LLC**, New Holland, PA (US)

(72) Inventors: **Eric Michael Jacobsthal**, Elmhurst, IL (US); **Darin Andrew Weisensel**, Racine, WI (US); **David Melvin Wilkie**, Turin (IT)

(73) Assignee: **CNH Industrial America LLC**, New Holland, PA (US)

(**) Term: **15 Years**

(21) Appl. No.: **29/577,457**

(22) Filed: **Sep. 13, 2016**

(51) **LOC (11) Cl.** **11-03**

(52) **U.S. Cl.**
USPC **D11/107**

(58) **Field of Classification Search**
USPC D11/31, 49, 57, 58, 82, 100, 107, 117, D11/127, 134, 137, 158, 173, 224, 233, D11/239; 63/13, 14.1, 15, 3; D12/190, D12/193, 199, 204, 213, 400; D20/30, D20/41; D6/674.1
CPC A44C 1/00; A44C 11/002; A44C 23/00; A44C 25/001; A44C 25/005; A44C 25/007; A44C 25/008; A44C 3/001; A44C 3/005; A44C 5/0061; A44C 7/005; A47G 33/02
See application file for complete search history.

D136,007 S * 7/1943 Boudinot D11/58
D136,384 S * 9/1943 MacKinnon D11/116
D160,909 S * 11/1950 Will D11/108
D169,445 S * 4/1953 Jones D11/107
D182,489 S * 4/1958 Fredericks D11/137
D201,888 S * 8/1965 Faulhaber D11/182
D268,741 S * 4/1983 Preisler D11/107
D268,742 S * 4/1983 Preisler D11/137
D272,424 S * 1/1984 Stahel D11/107
D325,888 S * 5/1992 Carroll D11/137
D327,863 S * 7/1992 Rudd D11/82
D348,038 S * 6/1994 Hu D12/193
D349,480 S * 8/1994 Leu D12/193
D379,000 S * 4/1997 Choi D12/213
D427,546 S * 7/2000 Tam D11/164
D441,335 S * 5/2001 Hussaini D12/193
D444,000 S * 6/2001 Jackson D6/674.1
D469,395 S * 1/2003 Himsl D12/400

(Continued)

Primary Examiner — Ian Simmons
Assistant Examiner — Mark Cavanna
(74) *Attorney, Agent, or Firm* — Peter K. Zacharias;
Patrick M. Sheldrake

(57) **CLAIM**

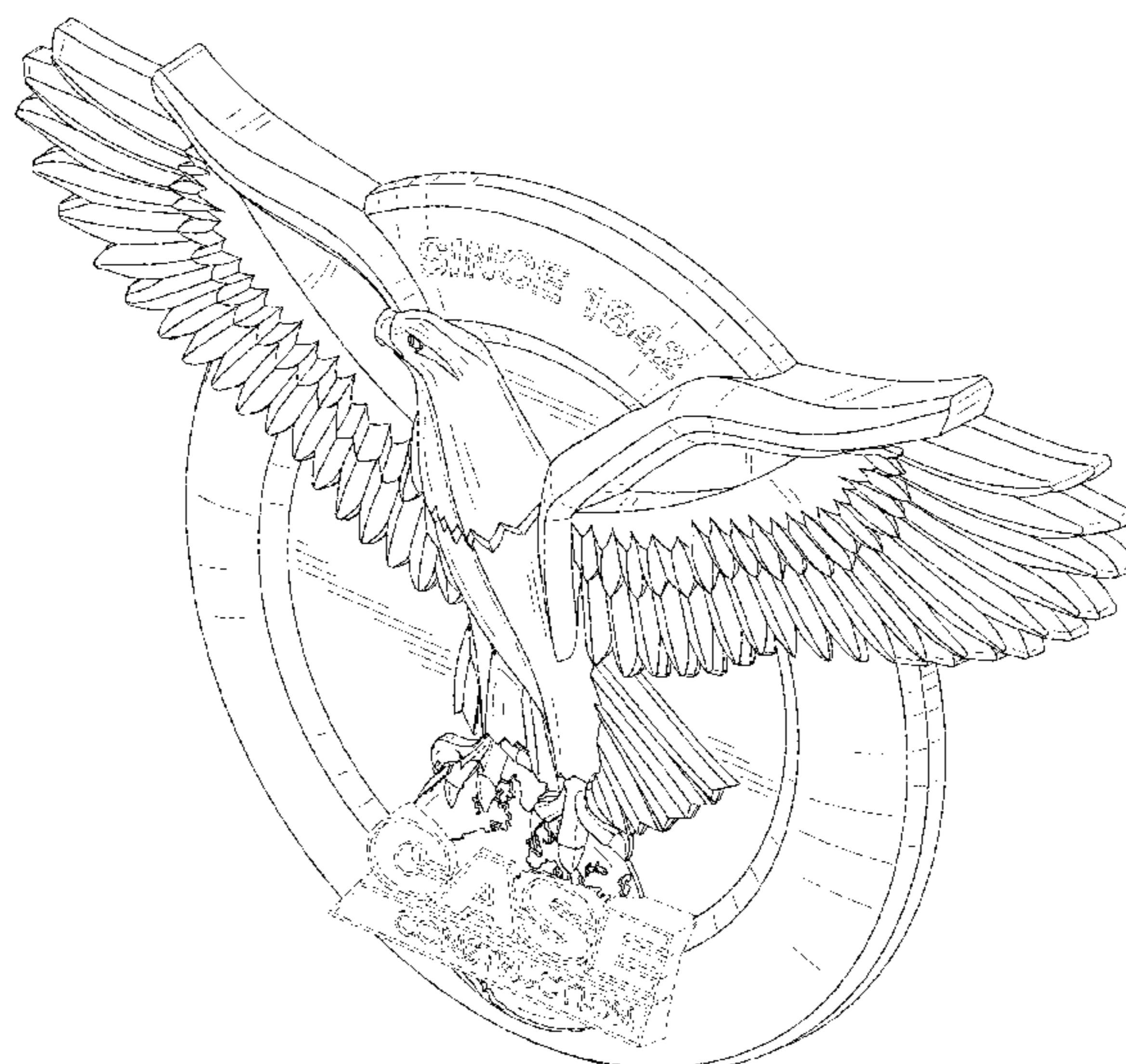
We claim the ornamental design for the emblem, as shown and described.

DESCRIPTION

FIG. 1 is a side perspective view of an emblem showing our new design;
FIG. 2 is a front view thereof;
FIG. 3 is a top view thereof;
FIG. 4 is a bottom view thereof;
FIG. 5 is a side view thereof;
FIG. 6 is an opposite side view thereof; and,
FIG. 7 is a rear view thereof.
Only the shapes and portions bounded by solid lines form the claimed design. The elements depicted in dashed lines illustrate unclaimed portions of the emblem and form no part of the claimed design.

1 Claim, 5 Drawing Sheets

(56) **References Cited**
U.S. PATENT DOCUMENTS
D41,596 S * 7/1911 Verreault D12/199
D57,677 S * 4/1921 Lake D11/100
D68,093 S * 9/1925 Dorr D11/107
D71,172 S * 10/1926 Burrall D11/107
D131,446 S * 2/1942 O'Dea D11/99



(56)

References Cited

U.S. PATENT DOCUMENTS

D504,376 S *	4/2005	Tsai	D12/204
D513,355 S *	12/2005	Agemura	D11/107
D520,403 S *	5/2006	Schumacher	D11/99
D542,202 S *	5/2007	Huang	D12/199
D631,415 S *	1/2011	Spencer	D12/193
D646,211 S *	10/2011	Hu	D12/190
D670,595 S *	11/2012	Vandehey	D11/107
D681,126 S *	4/2013	Bengyak	D20/30
D709,418 S *	7/2014	Jordan	D12/190
D715,201 S *	10/2014	Lee	D12/190
D748,532 S *	2/2016	Ricci	D11/230
D773,366 S *	12/2016	Alesi	D12/193

* cited by examiner



FIG. 1




FIG. 2



FIG. 3

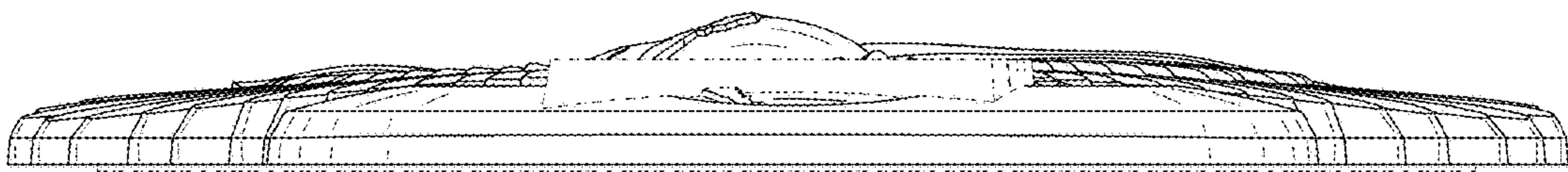


FIG. 4

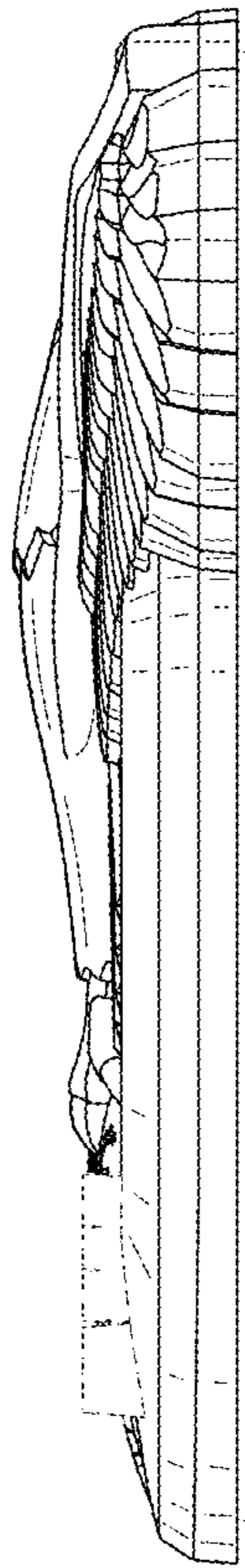


FIG. 5

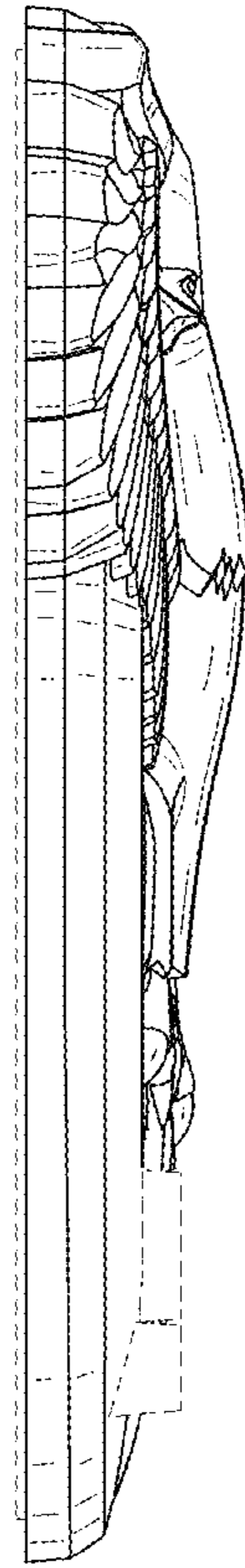


FIG. 6

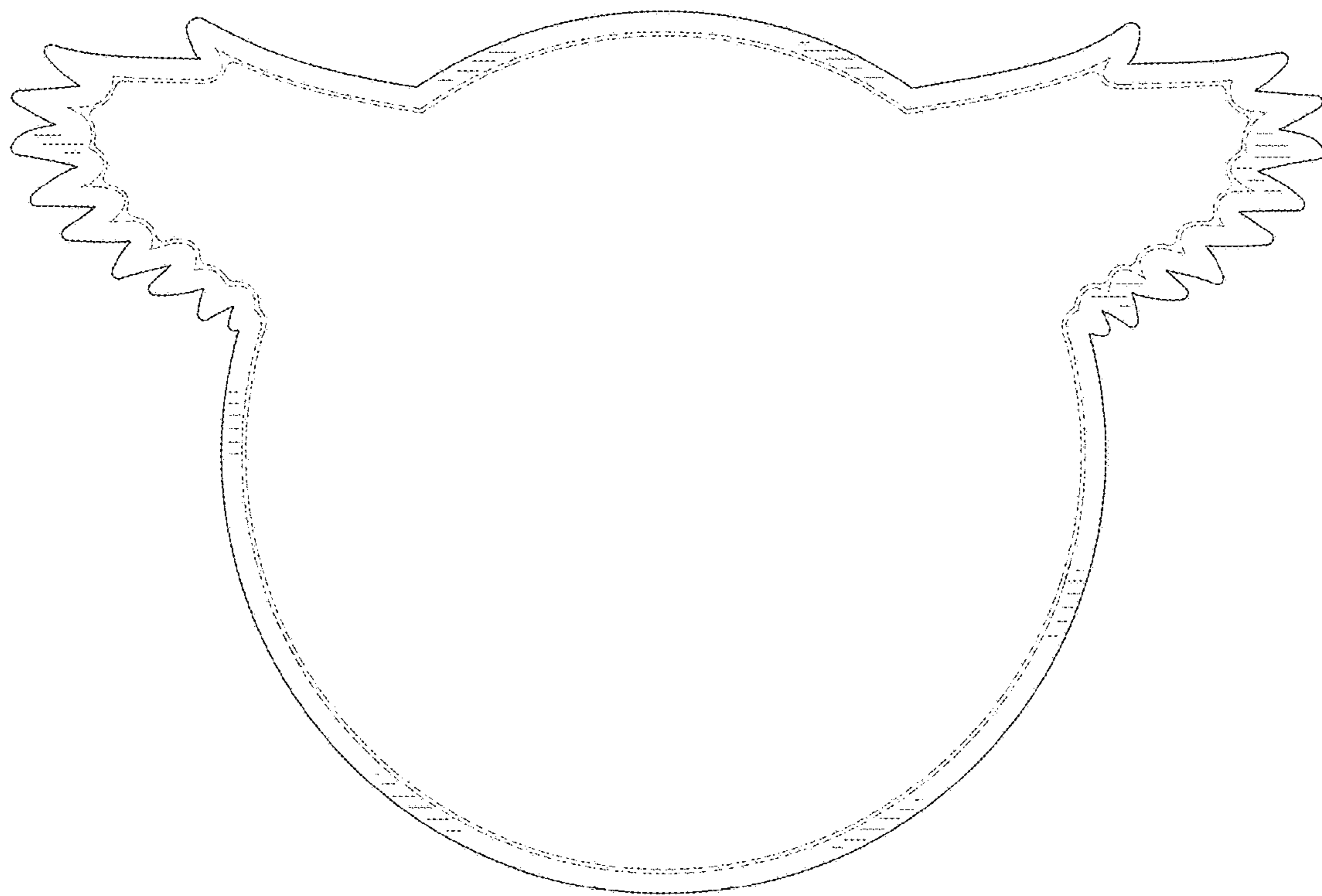


FIG. 7