



US00D806602S

(12) **United States Design Patent**
Gaynes et al.

(10) **Patent No.:** **US D806,602 S**
(45) **Date of Patent:** **** Jan. 2, 2018**

- (54) **TWO STONE SETTING**
- (71) Applicant: **SIGNET GROUP SERVICES US INC.**, Akron, OH (US)
- (72) Inventors: **David Gaynes**, Cliffside Park, NJ (US);
Anne M. Rush, Fort Lee, NJ (US);
Ananda Heller, Secaucus, NJ (US)
- (73) Assignee: **SIGNET GROUP SERVICES US INC.**, Akron, OH (US)

D420,935 S	2/2000	Amber	
D660,742 S	5/2012	Papadimitriou	
D661,218 S *	6/2012	Papadimitriou	D11/34
D672,680 S *	12/2012	Papadimitriou	D11/34
D677,597 S *	3/2013	Papadimitriou	D11/34
D693,259 S *	11/2013	Dholakiya	D11/34
D701,135 S	3/2014	Penner	
D701,136 S *	3/2014	Dholakiya	D11/34
D701,137 S	3/2014	Dholakiya	
D787,972 S *	5/2017	Gaynes	D11/34
D787,973 S *	5/2017	Gaynes	D11/34

* cited by examiner

(**) Term: **15 Years**

Primary Examiner — Ralf Seifert

(21) Appl. No.: **29/603,515**

(74) *Attorney, Agent, or Firm* — Holland & Hart LLP

(22) Filed: **May 10, 2017**

Related U.S. Application Data

(63) Continuation of application No. 29/540,668, filed on Sep. 25, 2015, now Pat. No. Des. 787,972.

(51) **LOC (11) Cl.** **11-01**

(52) **U.S. Cl.**
USPC **D11/34**

(58) **Field of Classification Search**
USPC D11/1-5, 26-39, 91-92; 63/15,
63/15.1-15.7, 26-28, 32
CPC .. A44C 5/00; A44C 9/00; A44C 17/02; A44C
9/02
See application file for complete search history.

(56) **References Cited**

U.S. PATENT DOCUMENTS

3,433,032 A *	3/1969	Dennen	A44C 9/02
				63/15.65
D354,697 S	1/1995	Andrau		

(57) **CLAIM**

The ornamental design for a two stone setting, as shown and described.

DESCRIPTION

FIG. 1 is a top perspective view of a two stone setting according to the present invention;
FIG. 2 is a bottom perspective view thereof;
FIG. 3 is a front view thereof;
FIG. 4 is a rear view thereof;
FIG. 5 is a right side view thereof;
FIG. 6 is a left side view thereof;
FIG. 7 is a top view thereof; and,
FIG. 8 is a bottom view thereof.
The broken lines shown in the figures illustrate unclaimed portions of the design.

1 Claim, 8 Drawing Sheets



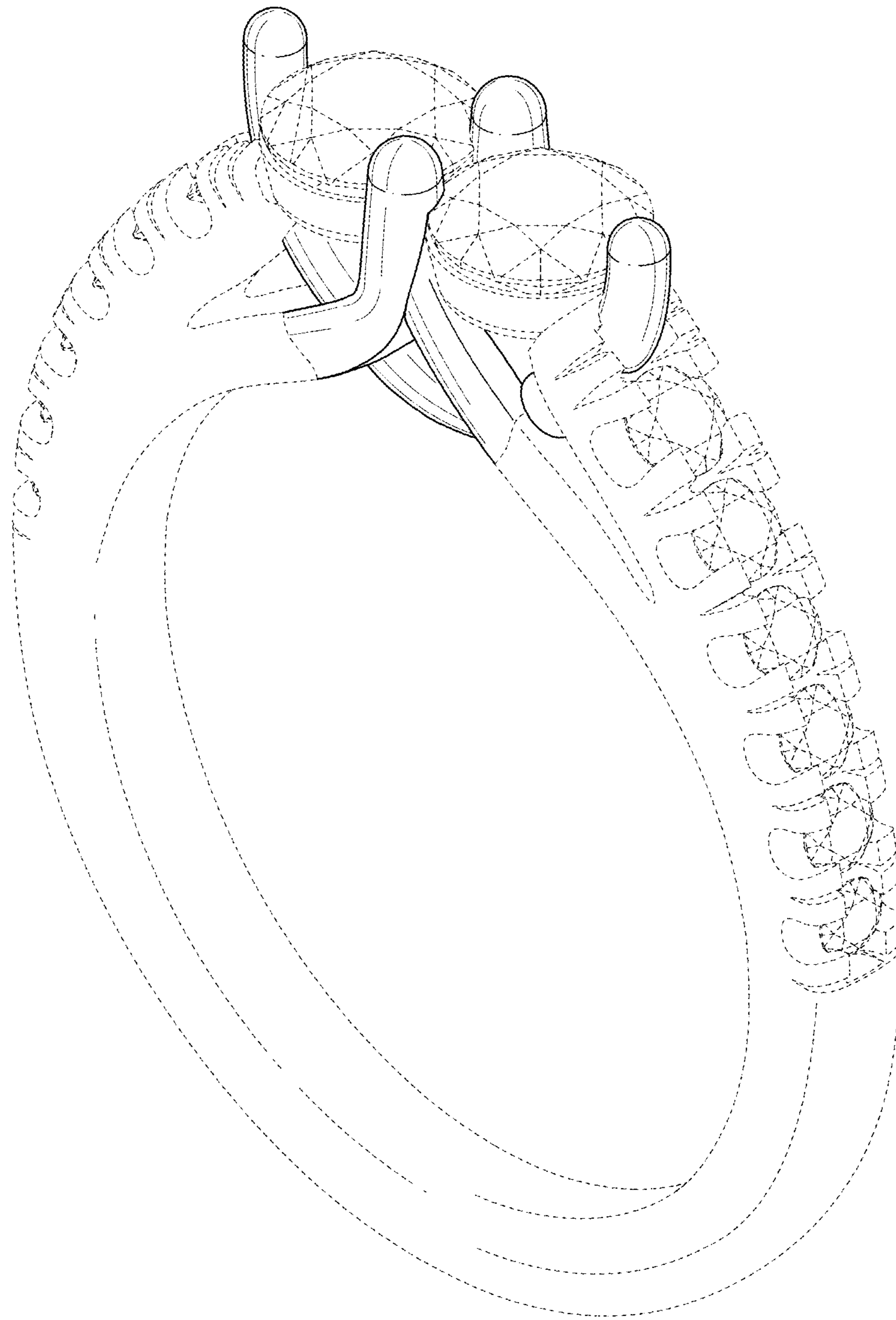


FIG. 1



FIG. 2




FIG. 3




FIG. 4

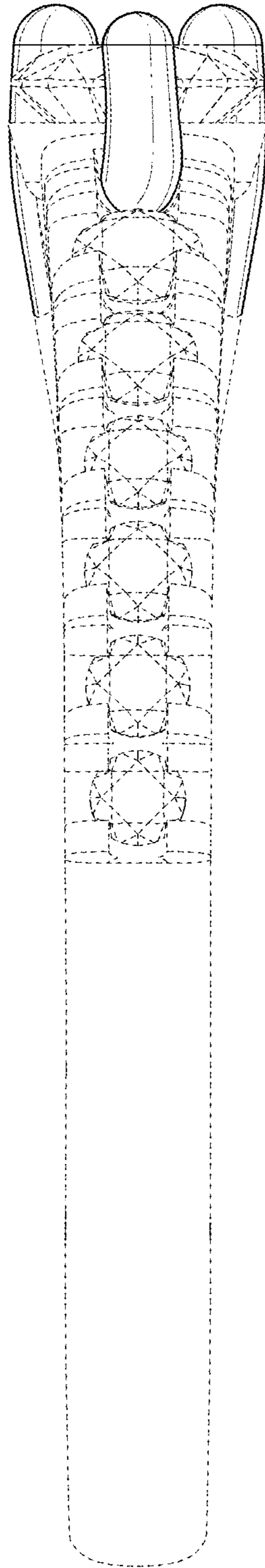


FIG. 5

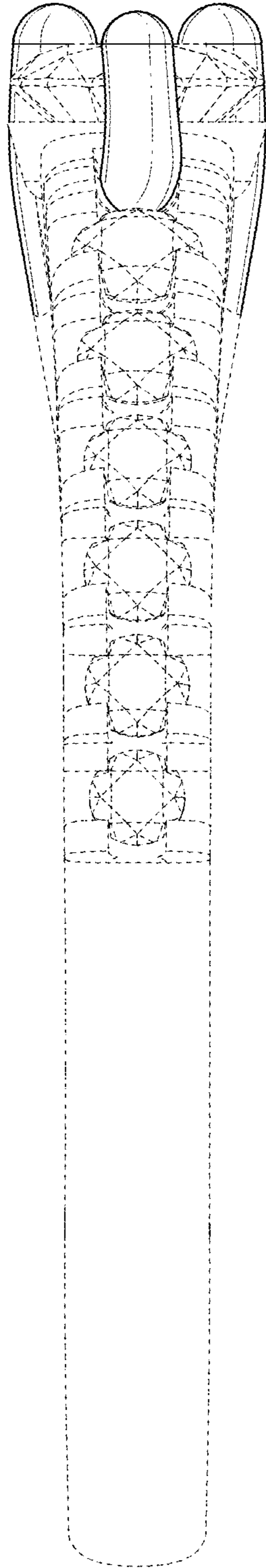


FIG. 6

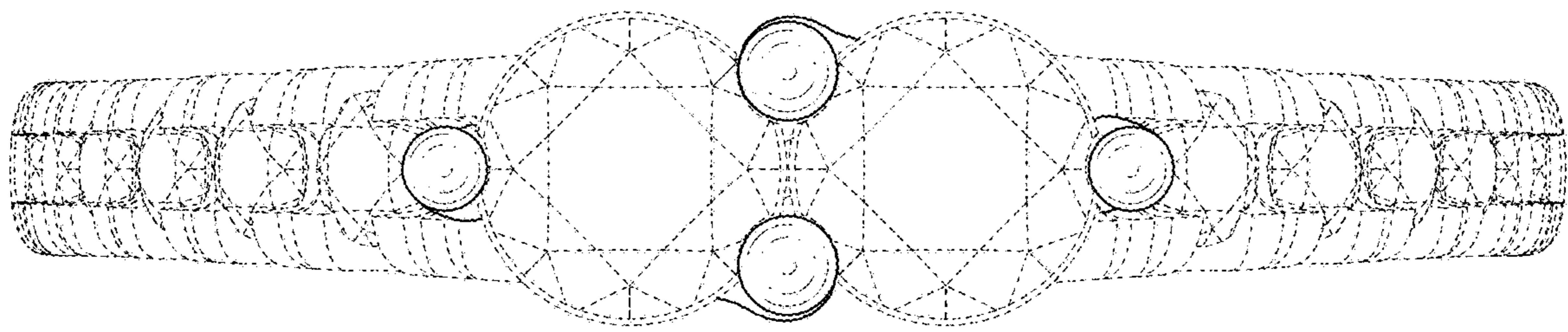


FIG. 7

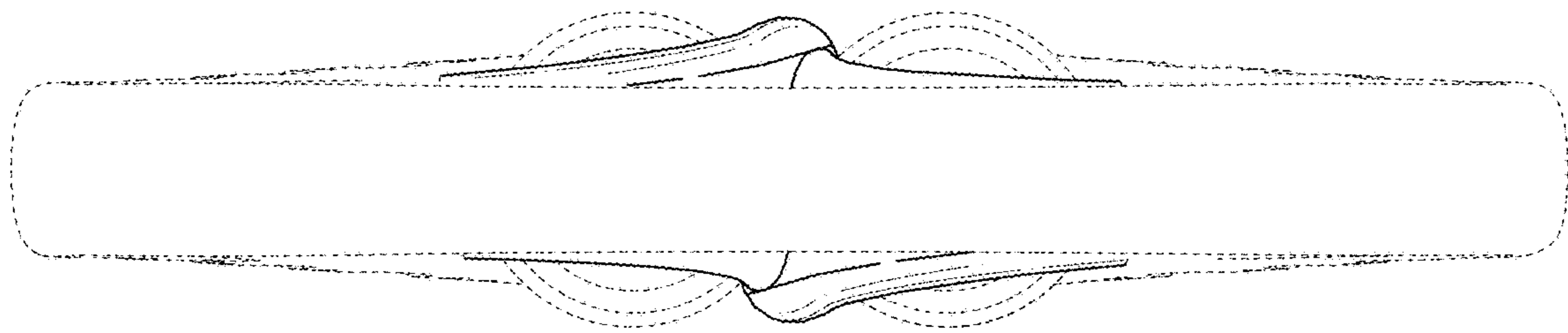


FIG. 8