



US00D806595S

(12) **United States Design Patent** (10) **Patent No.:** **US D806,595 S**  
**Goltche** (45) **Date of Patent:** **\*\* Jan. 2, 2018**

(54) **LIGHT BAR**  
(71) Applicant: **Yehuda Goltche**, Great Neck, NY (US)  
(72) Inventor: **Yehuda Goltche**, Great Neck, NY (US)  
(\*\*) Term: **15 Years**  
(21) Appl. No.: **29/578,477**  
(22) Filed: **Sep. 22, 2016**  
(51) **LOC (11) Cl.** ..... **10-05**  
(52) **U.S. Cl.**  
USPC ..... **D10/114.4**  
(58) **Field of Classification Search**  
USPC ..... D10/104.1, 109.1, 109.2, 110, 111,  
D10/114.1-114.8; D26/28, 35, 36, 102,  
D26/104, 118, 120, 122  
CPC ..... F21W 2101/02; F21W 2101/10; F21W  
2101/14  
See application file for complete search history.

(56) **References Cited**  
U.S. PATENT DOCUMENTS  
D491,482 S \* 6/2004 Chiang ..... D10/114.4  
D680,894 S \* 4/2013 Yu ..... D10/114.4  
D682,722 S \* 5/2013 Yu ..... D10/114.2  
D751,442 S \* 3/2016 Lv ..... D10/114.4  
D752,465 S \* 3/2016 Sievers ..... D10/114.4  
D776,314 S \* 1/2017 Aho ..... D10/114.4

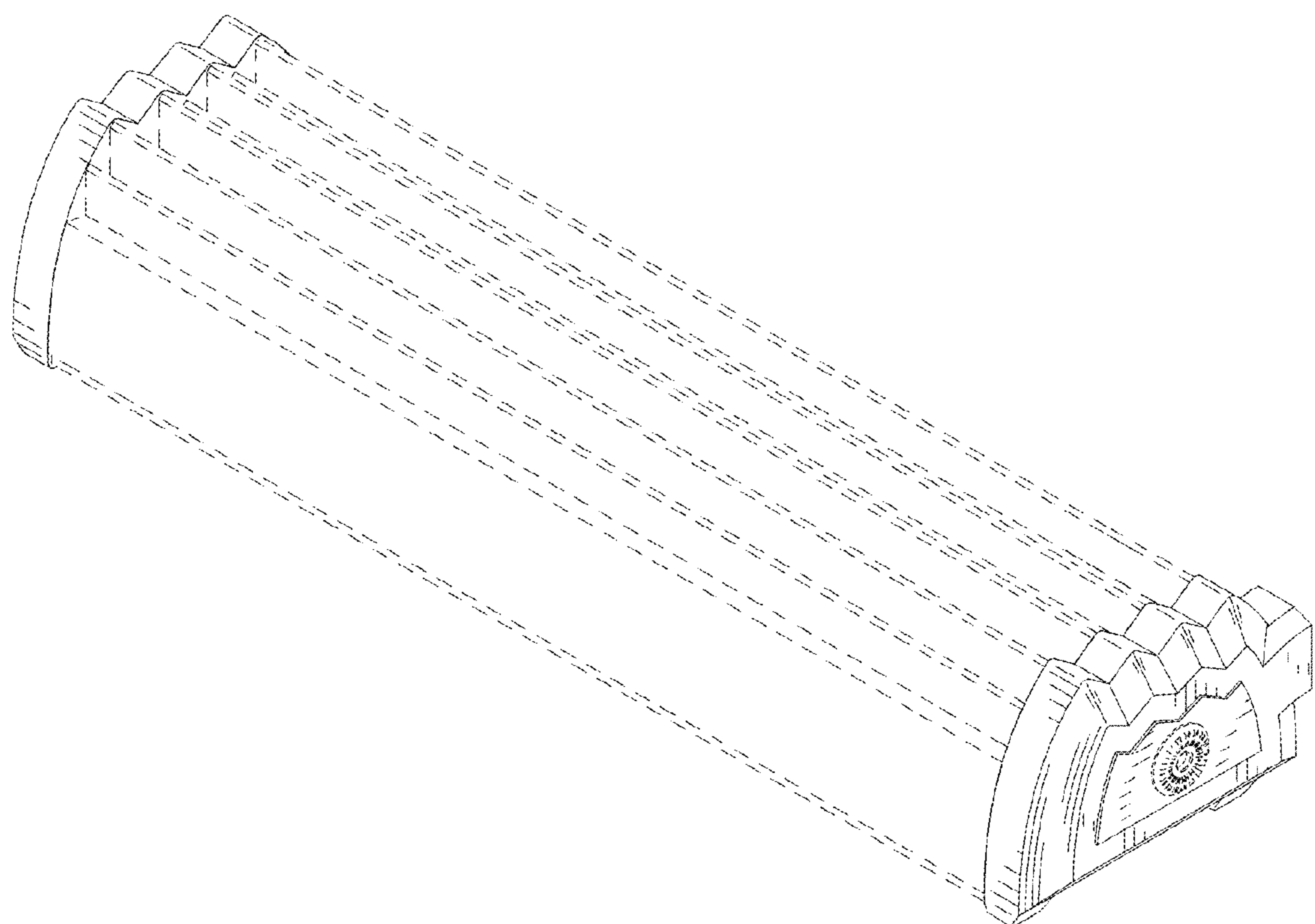
D779,354 S \* 2/2017 Deyaf ..... D10/114.4  
D787,358 S \* 5/2017 Yu ..... D10/114.4  
2014/0078728 A1\* 3/2014 Rodgers ..... F21V 5/008  
362/225  
2016/0290571 A1\* 10/2016 Chamberlain ..... F21V 19/004  
2016/0356460 A1\* 12/2016 Lu ..... F21V 17/12  
2017/0051881 A1\* 2/2017 Chamberlain ..... F21K 9/275

\* cited by examiner  
*Primary Examiner* — George D. Kirschbaum  
*Assistant Examiner* — Joseph J Kukella  
(74) *Attorney, Agent, or Firm* — Dunlap Bennett & Ludwig PLLC

(57) **CLAIM**  
The ornamental design for a light bar, as shown and described.

**DESCRIPTION**  
FIG. 1 is a perspective view of a first embodiment of a light bar;  
FIG. 2 is a front elevation view of FIG. 1;  
FIG. 3 is a rear elevation view of FIG. 1;  
FIG. 4 is a right elevation view of FIG. 1;  
FIG. 5 is a top plan view of FIG. 1;  
FIG. 6 is a bottom plan view of FIG. 1; and,  
FIG. 7 is a left elevation view of FIG. 1.  
The broken lines shown in the drawings depict portions of the light bar that form no part of the claimed design.

**1 Claim, 3 Drawing Sheets**



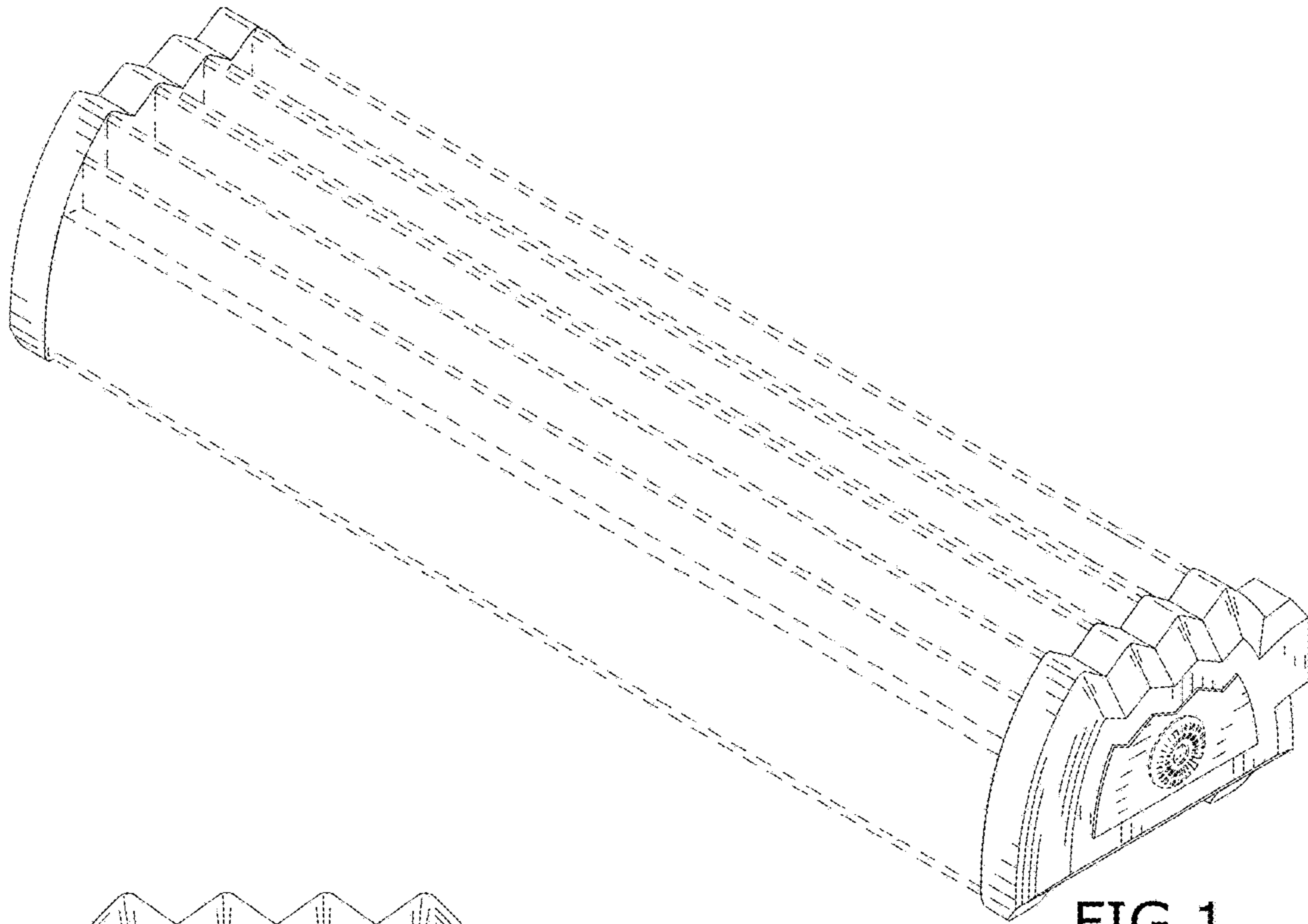


FIG. 1

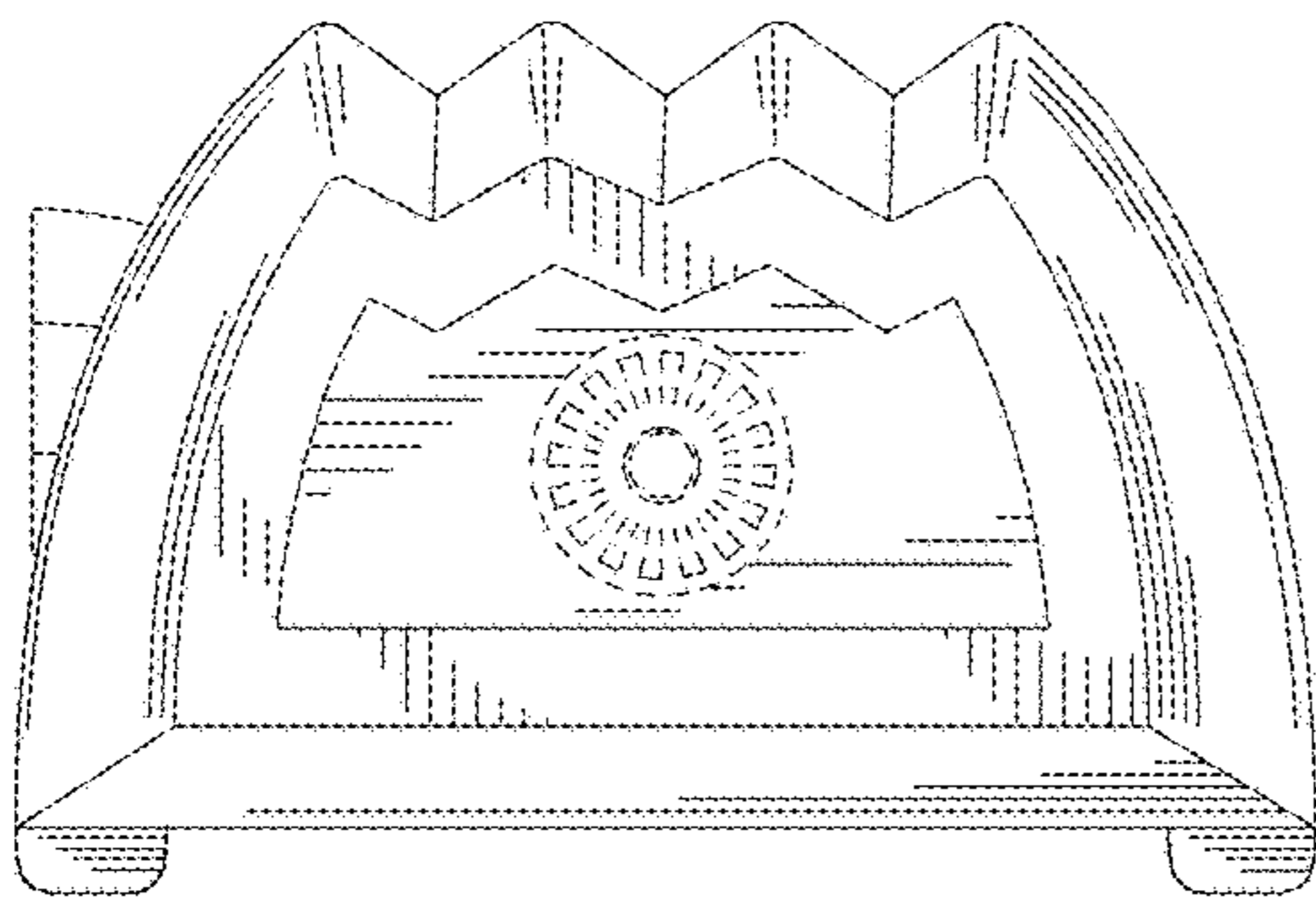


FIG. 2

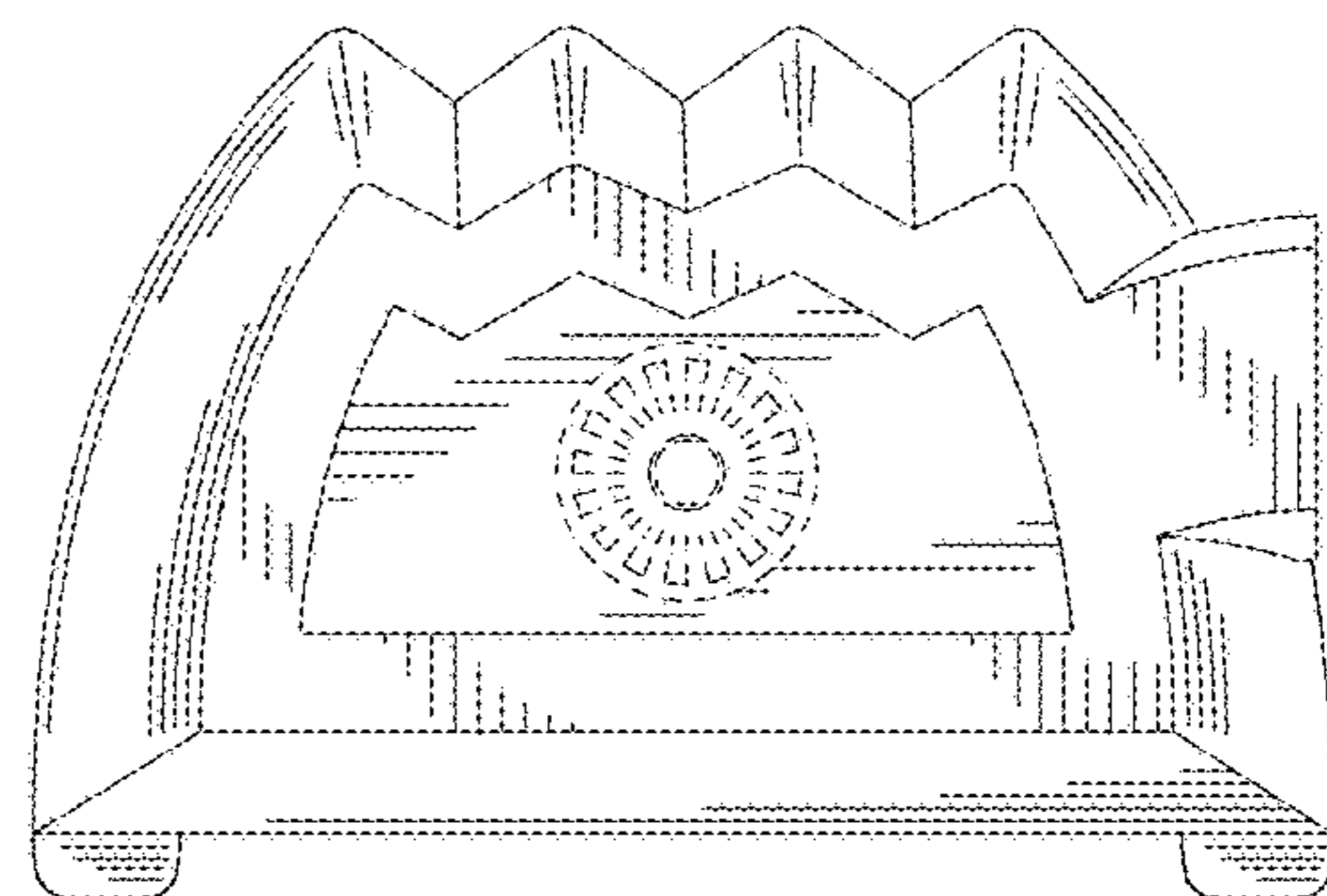


FIG. 3

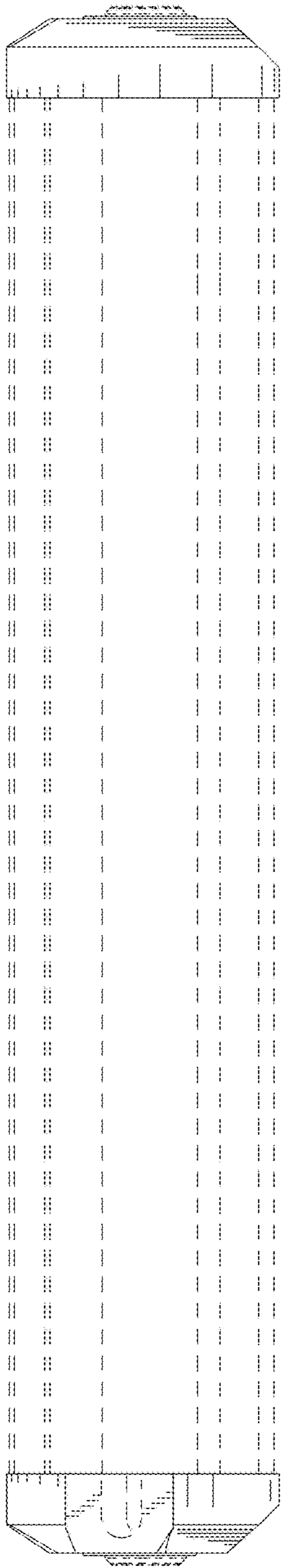


FIG. 4

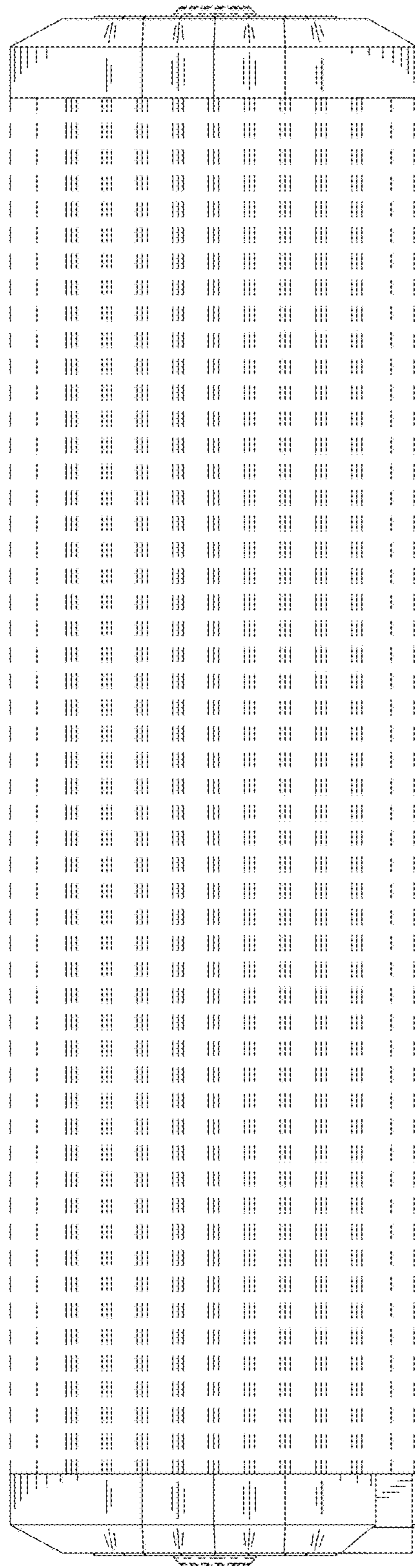


FIG. 5



FIG. 6

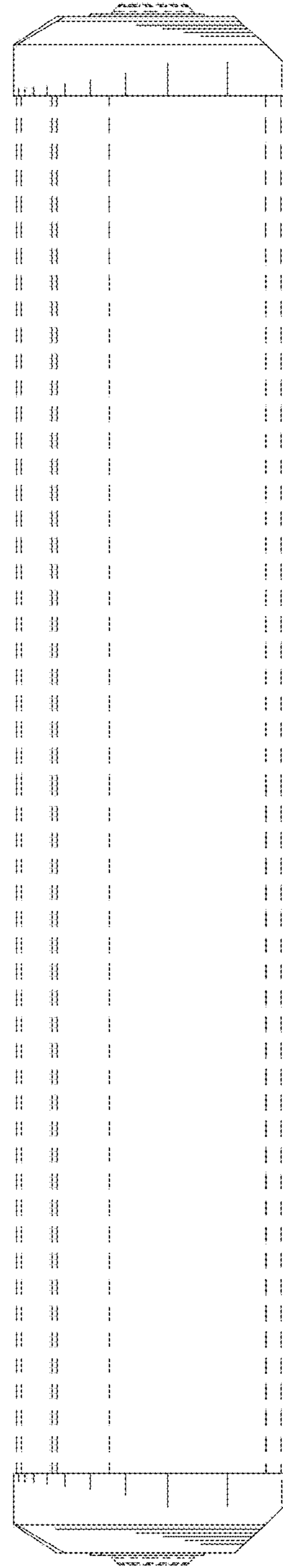


FIG. 7