



US00D806574S

(12) **United States Design Patent**  
**Ozenne**

(10) **Patent No.:** **US D806,574 S**  
(45) **Date of Patent:** **\*\* Jan. 2, 2018**

(54) **PACKAGING**  
(71) Applicant: **Jean-Christophe Ozenne**, Gouvieux (FR)  
(72) Inventor: **Jean-Christophe Ozenne**, Gouvieux (FR)  
(\*\*) Term: **15 Years**  
(21) Appl. No.: **29/540,162**  
(22) Filed: **Sep. 21, 2015**  
(30) **Foreign Application Priority Data**  
Mar. 20, 2015 (EM) ..... 002661488-0001

5,339,955 A \* 8/1994 Horan ..... A61B 50/33  
206/350  
6,047,826 A \* 4/2000 Kalinski ..... A61B 17/06114  
206/365  
D428,701 S \* 8/2000 Lamo, Jr. .... D3/304  
D592,955 S \* 5/2009 Schulz ..... D9/456  
D661,188 S \* 6/2012 Fahy ..... D9/456  
8,733,551 B2 \* 5/2014 Parker ..... A61B 1/00059  
206/438  
D706,620 S \* 6/2014 Matsumura ..... D9/424  
D715,148 S \* 10/2014 Kuo ..... D9/456  
8,910,788 B2 \* 12/2014 Roach ..... A45C 11/00  
16/366  
D731,304 S \* 6/2015 Bischoff ..... D9/425  
D731,325 S \* 6/2015 Loessin ..... D9/737  
D751,379 S \* 3/2016 Jaite ..... D9/415  
D751,726 S \* 3/2016 Nishioka ..... D24/229  
2003/0173248 A1 \* 9/2003 Leykin ..... B65D 1/26  
206/565

(51) **LOC (11) Cl.** ..... **09-03**  
(52) **U.S. Cl.**  
USPC ..... **D9/737**; D24/229; D9/425  
(58) **Field of Classification Search**  
USPC ..... D9/414, 424, 425, 428, 715, 737, 756,  
D9/456; D7/601, 602, 637, 638, 641;  
D3/201, 202; 206/305, 306, 775, 486,  
206/557, 560, 564, 565; D24/121  
CPC ..... B65D 2543/00296; B65D 2543/00092;  
B65D 2543/00685; B65D 2543/00796;  
B65D 2543/00509; B65D 2543/00357;  
B65D 2543/00648; B65D 2543/00416;  
B65D 2543/00231; B65D 2543/00083;  
B65D 1/0223; B65D 51/24; B65D  
51/246; B65D 77/245  
See application file for complete search history.

\* cited by examiner

*Primary Examiner* — Lauren Calve  
(74) *Attorney, Agent, or Firm* — Young & Thompson

(57) **CLAIM**

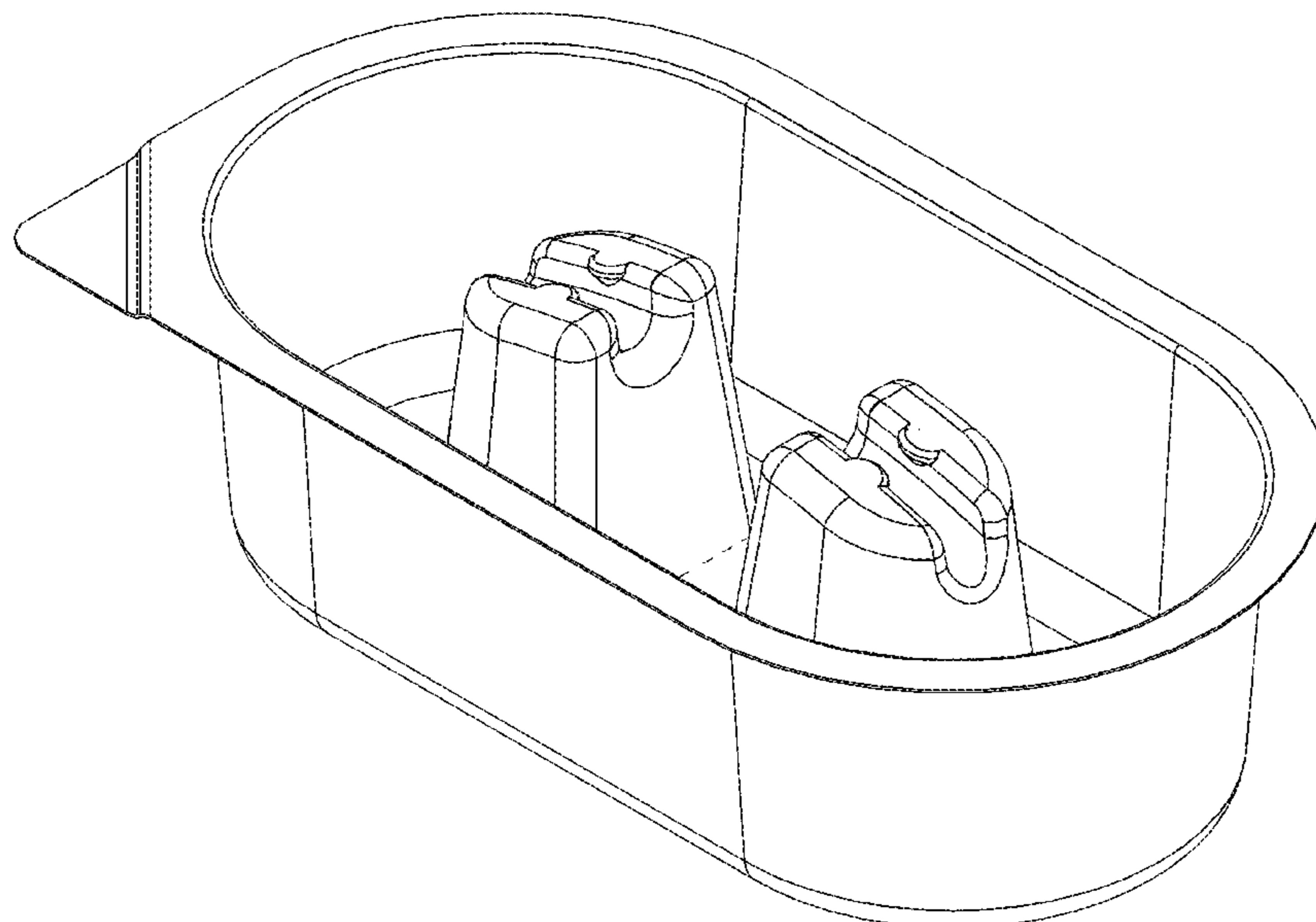
The ornamental design for a packaging, as shown and described.

**DESCRIPTION**

FIG. 1 is a front, right side, and top perspective view of a packaging showing the new design;  
FIG. 2 is a left side elevation view thereof;  
FIG. 3 is a top plan view thereof;  
FIG. 4 is a rear elevation view thereof;  
FIG. 5 is a right side elevation view thereof;  
FIG. 6 is a front elevation view thereof; and,  
FIG. 7 is a bottom plan view thereof.  
The broken lines shown represent unclaimed subject matter and form no part of the claimed design.

(56) **References Cited**  
U.S. PATENT DOCUMENTS  
3,606,006 A \* 9/1971 Raybois ..... B65D 85/42  
206/534  
D337,830 S \* 7/1993 Coyne ..... D24/227

**1 Claim, 7 Drawing Sheets**



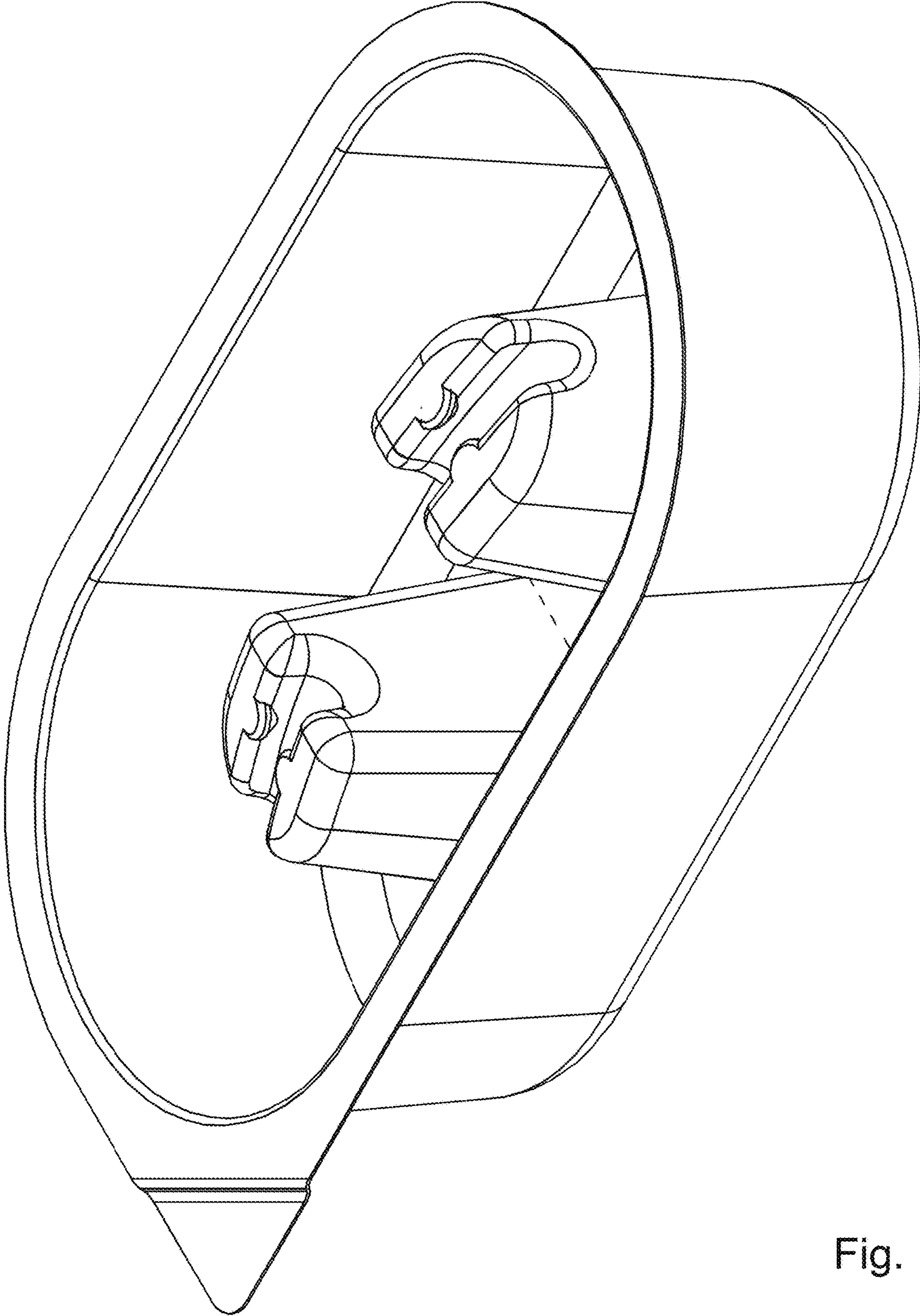


Fig. 1




Fig. 2

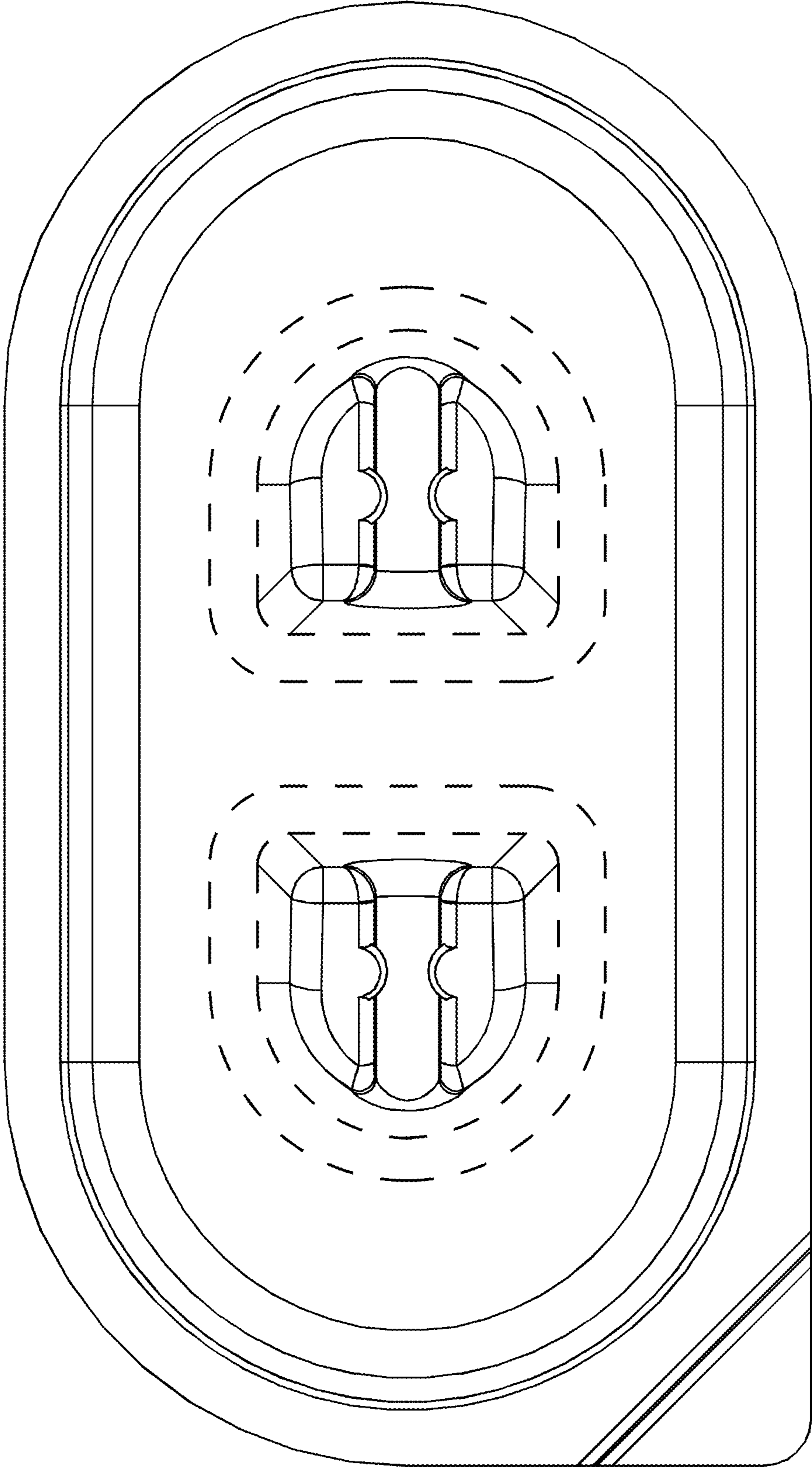


Fig. 3




Fig. 4






Fig. 5




Fig. 6

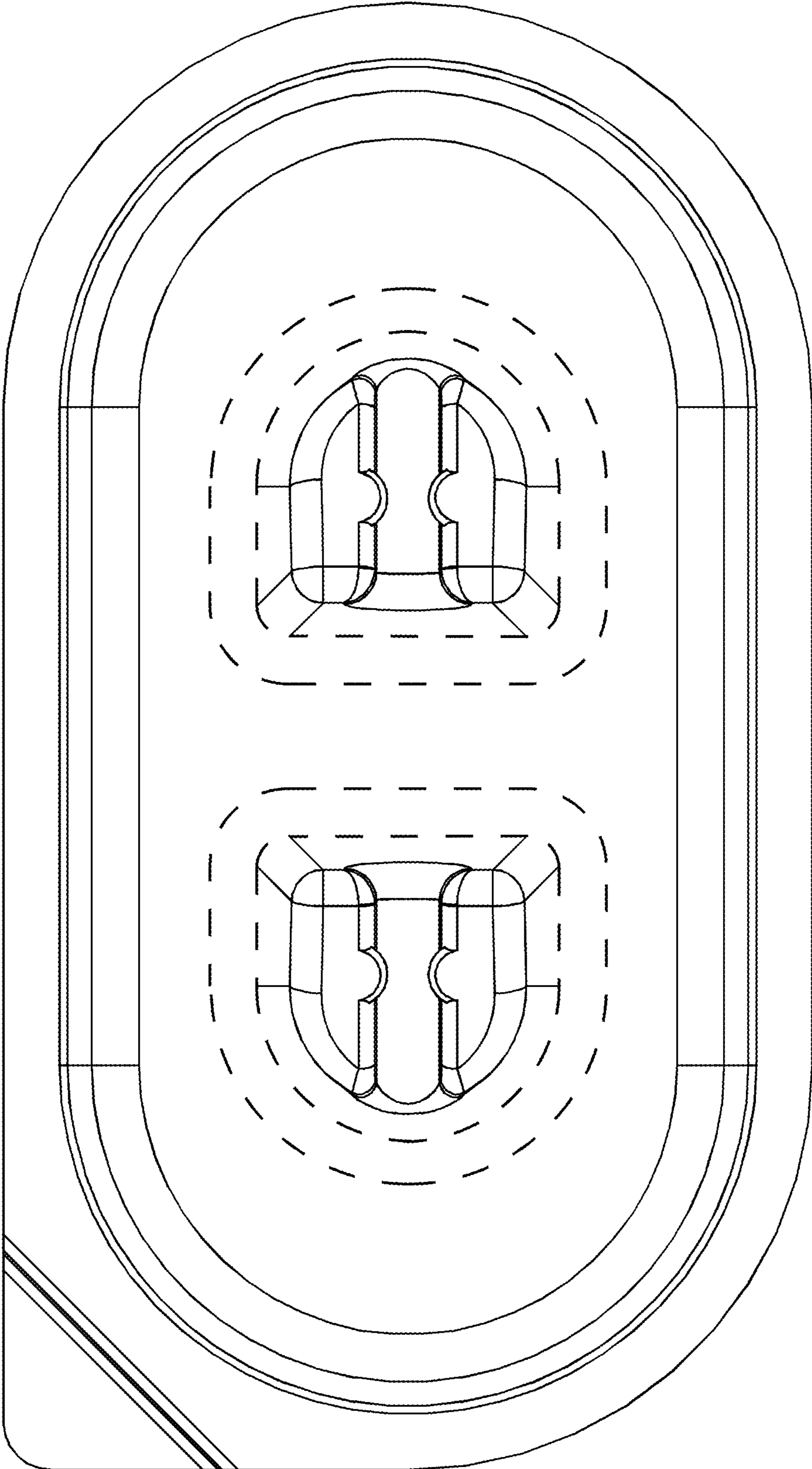


Fig. 7