



US00D806573S

(12) **United States Design Patent**  
**Sobel**

(10) **Patent No.:** **US D806,573 S**  
(45) **Date of Patent:** **\*\* Jan. 2, 2018**

(54) **DISPENSER FOR TISSUES AND  
HAND-PULLED PAPER PRODUCTS**

(71) Applicant: **Ken Sobel**, Farmingdale, NY (US)

(72) Inventor: **Ken Sobel**, Farmingdale, NY (US)

(\*\*) Term: **15 Years**

(21) Appl. No.: **29/593,481**

(22) Filed: **Feb. 9, 2017**

**Related U.S. Application Data**

(63) Continuation-in-part of application No. 29/535,233,  
filed on Aug. 5, 2015, now Pat. No. Des. 782,329.

(51) **LOC (11) Cl.** ..... **09-01**

(52) **U.S. Cl.**  
USPC ..... **D9/734; D6/515**

(58) **Field of Classification Search**  
USPC ..... D9/414, 424, 430, 431, 499, 730, 734;  
D3/201, 304, 315; D6/515, 518, 519,  
D6/521, 522, 523; 206/205, 210, 216,  
206/233, 389, 395, 494, 581, 812;  
221/33, 36, 45, 46, 47, 48, 52, 199, 255,  
221/259, 305, 309; D7/601, 602, 631  
CPC ..... B65D 85/00; B65D 81/00; B65D 81/22;  
B65D 83/0805; A47K 2010/3266; A47K  
10/42; A47K 10/426; G07F 11/00  
See application file for complete search history.

(56) **References Cited**

**U.S. PATENT DOCUMENTS**

D185,626 S \* 7/1959 Craig ..... D6/515  
3,217,998 A \* 11/1965 Schwartz ..... A47K 10/3836  
242/422.5  
D248,001 S \* 5/1978 Santaella ..... D6/520  
4,770,679 A \* 9/1988 Slaughter ..... A47K 10/32  
242/595

4,953,746 A \* 9/1990 Andriash ..... B65D 83/0817  
221/35  
5,186,360 A \* 2/1993 Mease ..... A47K 5/1202  
222/192  
5,390,821 A \* 2/1995 Markel ..... A47F 1/08  
206/427  
5,425,474 A \* 6/1995 Dalea ..... B65D 5/725  
206/499  
6,085,899 A \* 7/2000 Thorsbakken ..... A47K 10/32  
206/205  
6,237,805 B1 \* 5/2001 Katsanevas ..... A47K 10/3818  
221/34  
6,386,479 B1 \* 5/2002 Lewis ..... A47K 10/3818  
242/594.4  
6,769,197 B1 \* 8/2004 Tai ..... A47K 10/48  
34/197

(Continued)

*Primary Examiner* — Lauren Calve

(74) *Attorney, Agent, or Firm* — John F. Vodopia

(57) **CLAIM**

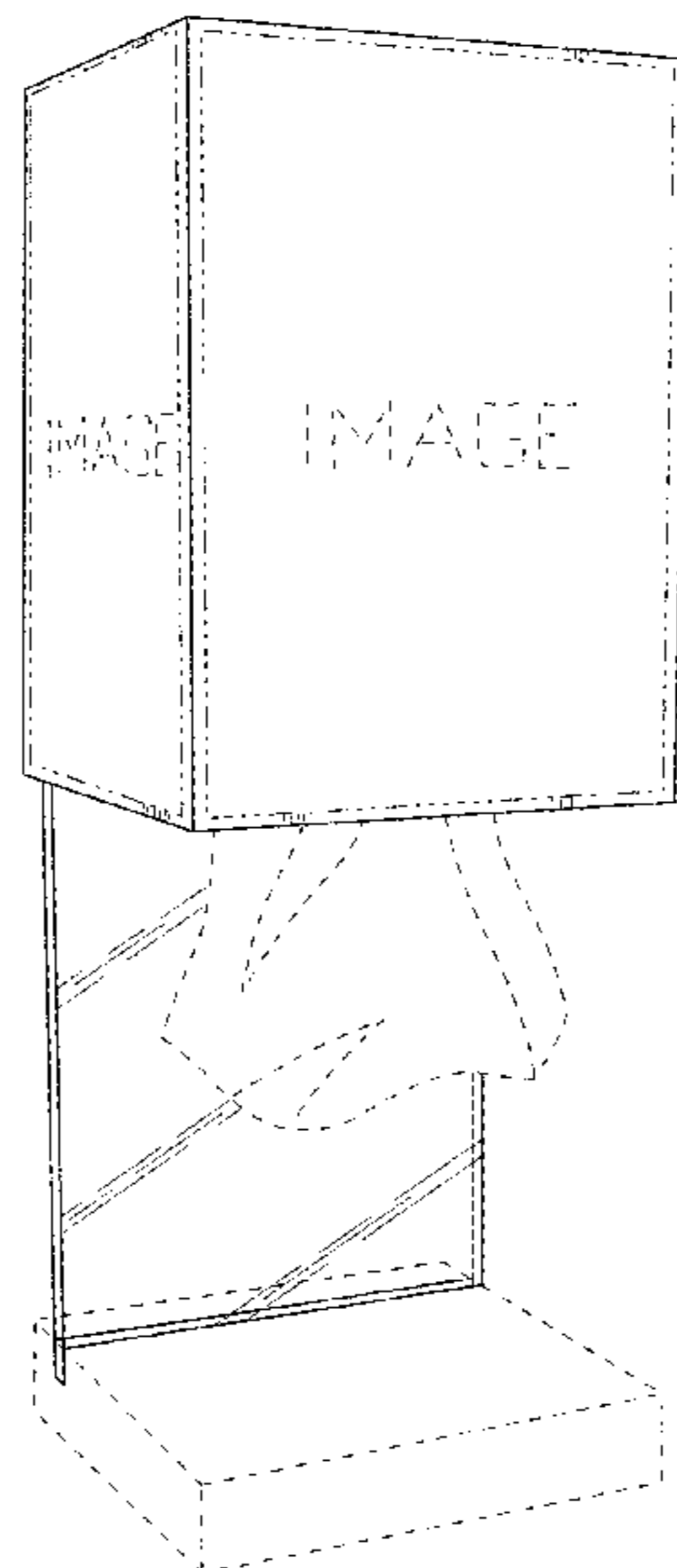
The ornamental design for a dispenser for tissues and hand-pulled paper products, as shown and described.

**DESCRIPTION**

FIG. 1 is a front perspective view of a dispenser for tissues and hand-pulled paper products showing my design;  
FIG. 2 is front elevational view thereof;  
FIG. 3 is a rear elevational view thereof;  
FIG. 4 is a left-side elevational view thereof; the right-side view is a mirror image of the left-side view;  
FIG. 5 is a top plan view thereof;  
FIG. 6 is a bottom plan view thereof; and,  
FIG. 7 is an exploded, front perspective view thereof shown in environmental use.

The dash-dot-dot lines that abut a claimed surface represent an unclaimed boundary between claimed and unclaimed surfaces. None of the broken lines form any part of the claimed design.

**1 Claim, 4 Drawing Sheets**



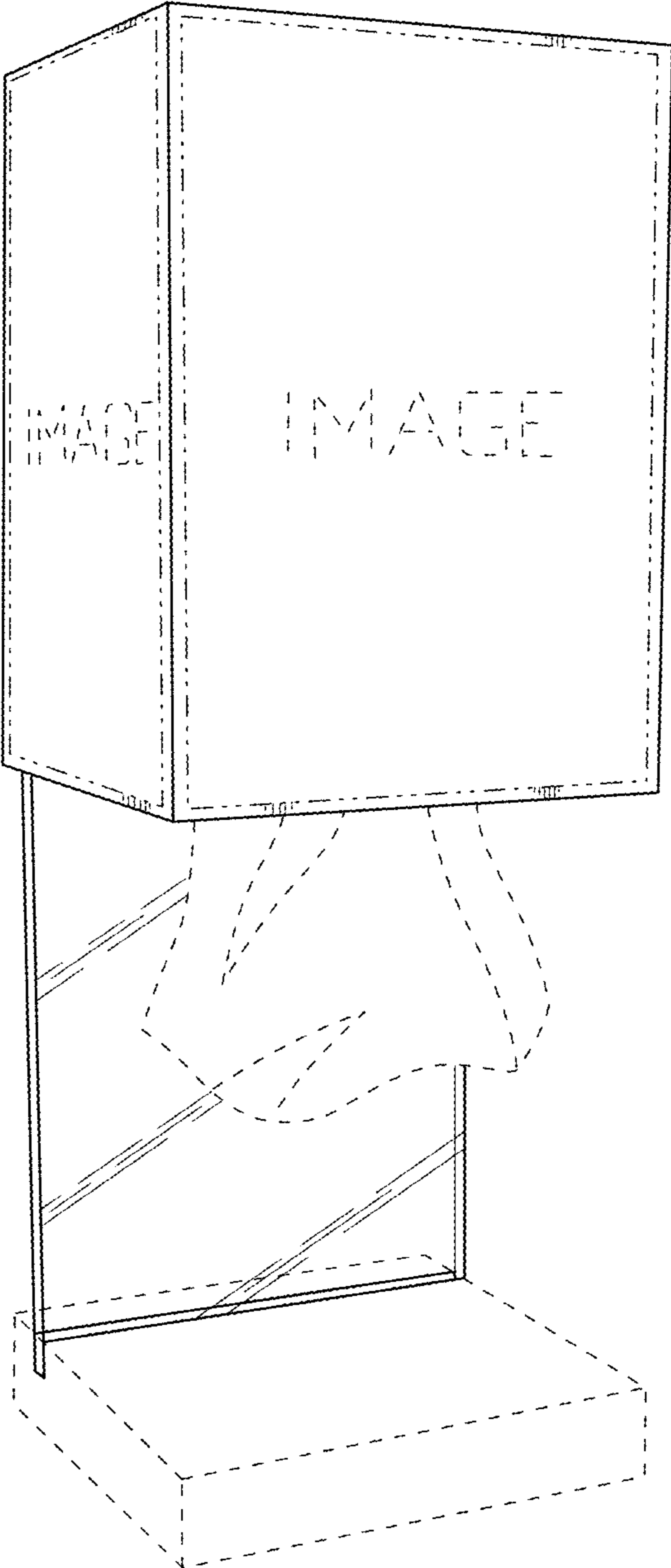
(56)

**References Cited**

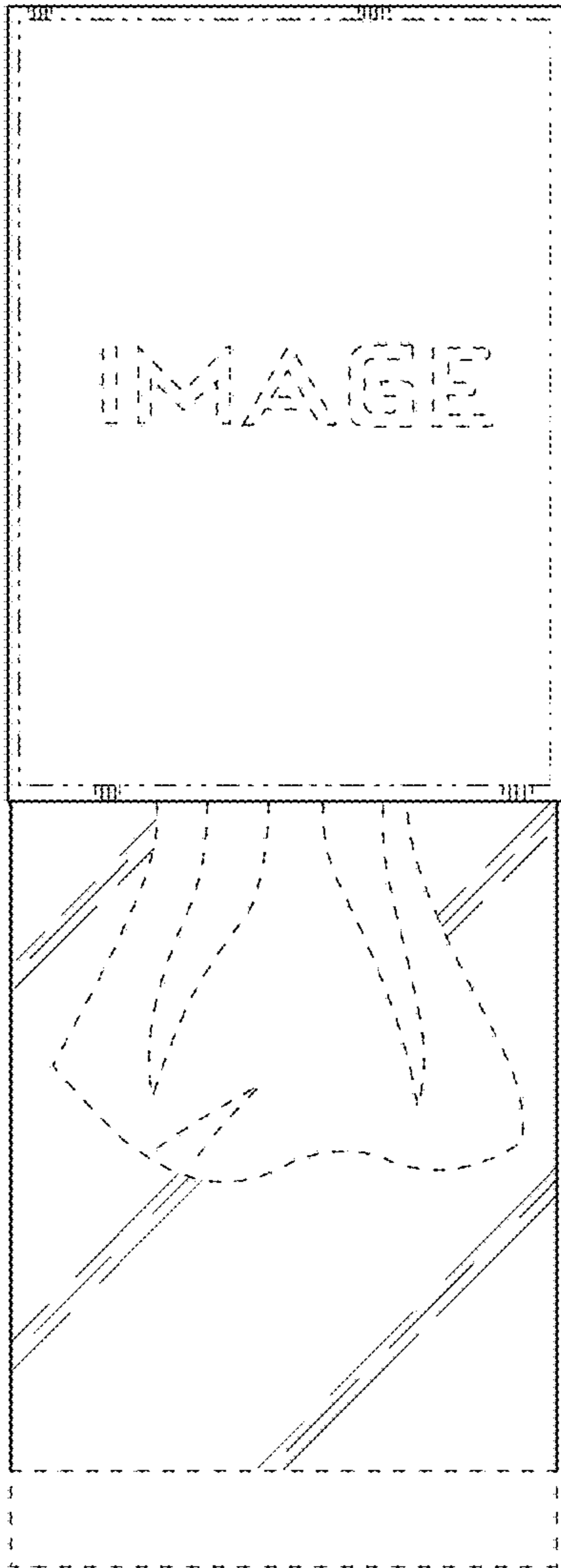
U.S. PATENT DOCUMENTS

6,789,695 B1 \* 9/2004 Gaudreau ..... A47K 10/424  
206/449  
D781,064 S \* 3/2017 Brownley ..... D6/515  
D782,329 S \* 3/2017 Sobel ..... D9/734  
2002/0033405 A1 \* 3/2002 Gergek ..... A47K 10/3618  
225/96  
2002/0179630 A1 \* 12/2002 Spencer ..... A47K 10/424  
221/246  
2007/0084737 A1 \* 4/2007 Cook ..... A47K 10/3827  
206/223  
2009/0127276 A1 \* 5/2009 Rippl ..... A47K 10/424  
221/45  
2011/0266287 A1 \* 11/2011 Groesbeck ..... B65D 5/4204  
220/592.01  
2016/0051100 A1 \* 2/2016 Formon ..... A47K 10/44  
221/45


\* cited by examiner



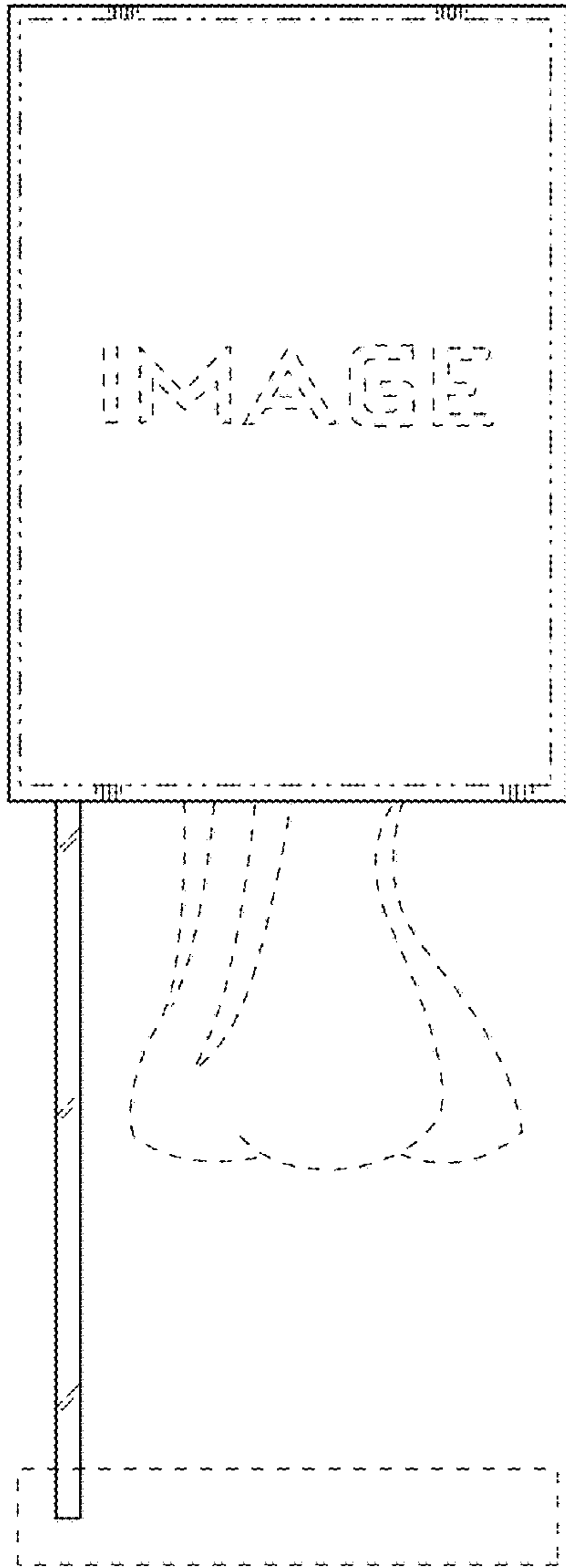
**Fig. 1**




**Fig. 2**




**Fig. 3**



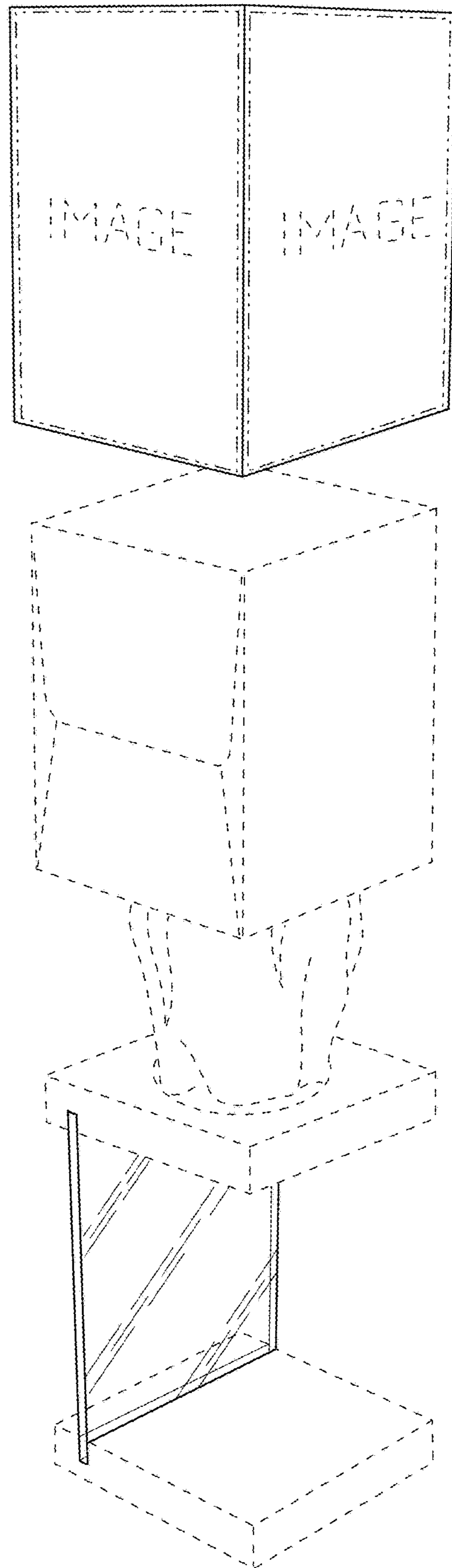
***Fig. 4***



***Fig. 5***



***Fig. 6***



**Fig. 7**