



US00D806572S

(12) **United States Design Patent** (10) **Patent No.:** **US D806,572 S**
Brouillette et al. (45) **Date of Patent:** **** Jan. 2, 2018**

- (54) **BOX WITH ROLL OF BAGS**
- (71) Applicant: **LABPLAS INC.**, Sainte-Julie (CA)
- (72) Inventors: **Marc Brouillette**, Mont-Saint-Hilaire (CA); **Danielle Lafond**, Mont-Saint-Hilaire (CA); **Alain Chevigny**, Val-Morin (CA)
- (73) Assignee: **LABPLAS INC.**, Sainte-Julie (CA)
- (**) Term: **15 Years**
- (21) Appl. No.: **29/572,129**
- (22) Filed: **Jul. 25, 2016**
- (51) **LOC (11) Cl.** **09-03**
- (52) **U.S. Cl.**
USPC **D9/734**
- (58) **Field of Classification Search**
USPC D9/414, 432, 433, 730, 734; D6/515, D6/518, 519, 521, 522, 523; D7/601, D7/602, 631
CPC B65D 85/00; B65D 81/00; B65D 81/22; B65D 83/0805; A47K 2010/3266; A47K 10/42; A47K 10/426; G07F 11/00
See application file for complete search history.

(56) **References Cited**

U.S. PATENT DOCUMENTS

- D192,696 S * 5/1962 Saxe D7/631
- 6,079,563 A * 6/2000 Katchmazenski ... B65D 5/5021
206/485
- D467,454 S * 12/2002 Le D9/734
- D472,413 S * 4/2003 Haas D6/522
- D504,812 S * 5/2005 Keberlein D7/631
- D683,245 S * 5/2013 Palmer D9/734
- D690,126 S * 9/2013 Ogawa D6/518
- 8,960,494 B1 * 2/2015 Gluck B65D 83/0805
221/101
- D735,488 S * 8/2015 Page D6/518

- D785,362 S * 5/2017 Trunsky D6/518
- D787,321 S * 5/2017 Pantelleria D9/423
- 2005/0274638 A1 * 12/2005 Smith B65D 71/36
206/389
- 2006/0163419 A1 * 7/2006 Horn B65D 83/0805
242/598.6
- 2008/0272016 A1 * 11/2008 Anderson B65D 75/5833
206/233
- 2009/0127276 A1 * 5/2009 Rippl A47K 10/424
221/45
- 2010/0258580 A1 * 10/2010 Decker A47K 10/421
221/45

(Continued)

Primary Examiner — Lauren Calve

(74) *Attorney, Agent, or Firm* — Bereskin & Parr LLP

(57) **CLAIM**

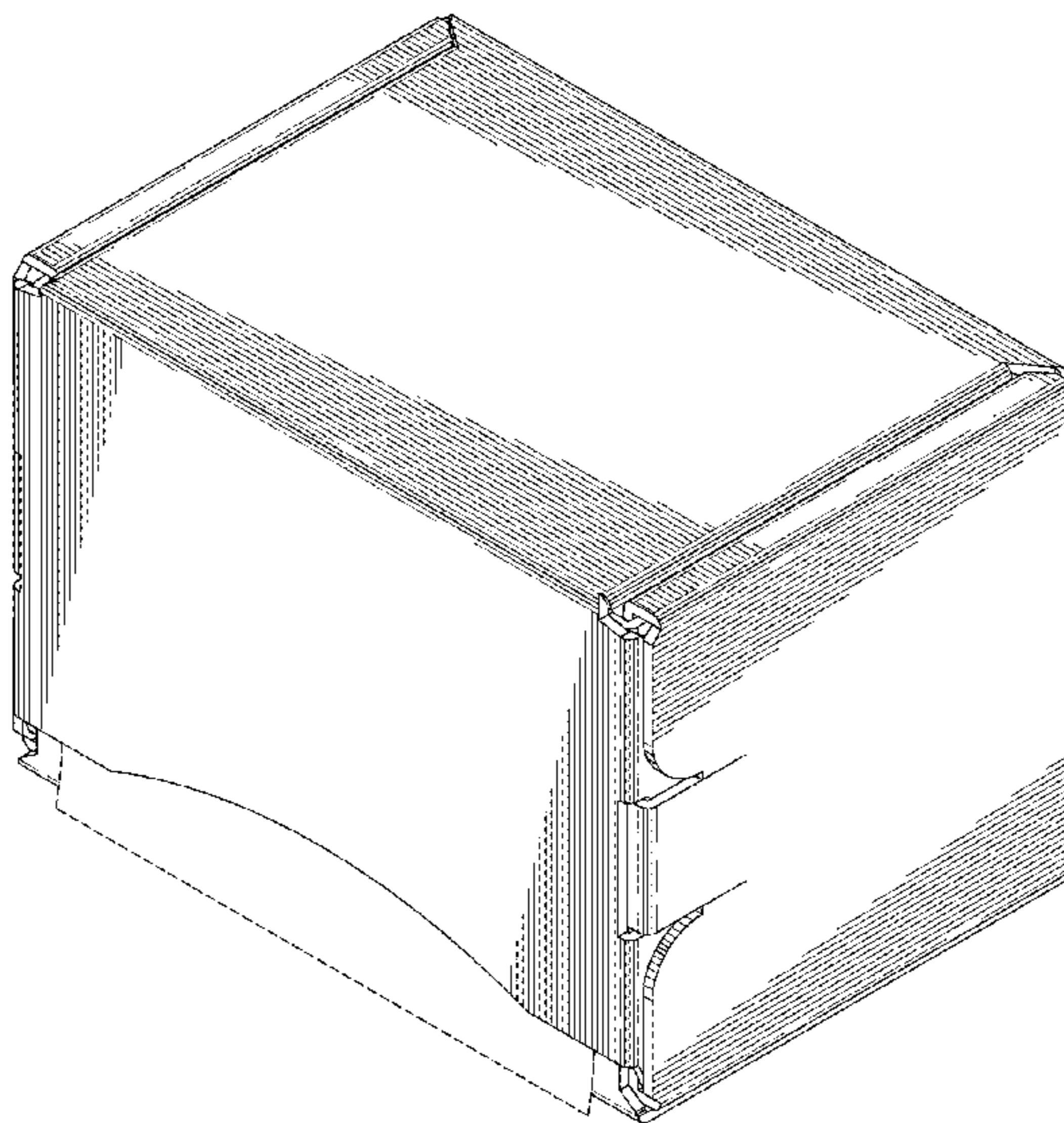
We claim the ornamental design for a box with roll of bags, as shown and described.

DESCRIPTION

FIG. 1 is a perspective view of a box with roll of bags according to a first embodiment showing our new design; FIG. 2 is a front view thereof; FIG. 3 is a right side view thereof; FIG. 4 is a left side view thereof; FIG. 5 is a top plan view thereof; FIG. 6 is a bottom plan view thereof; FIG. 7 is a rear view thereof; FIG. 8 is a perspective view of the box with roll of bags according to a second embodiment showing our new design; FIG. 9 is a front view thereof; FIG. 10 is a right side view thereof; FIG. 11 is a left side view thereof; FIG. 12 is a top plan view thereof; FIG. 13 is a bottom plan thereof; and, FIG. 14 is a rear view thereof.

The broken lines shown represent unclaimed subject matter and form no part of the claimed design.

1 Claim, 12 Drawing Sheets



(56)

References Cited

U.S. PATENT DOCUMENTS

2015/0196174 A1* 7/2015 Goltz A47K 10/3618
242/596
2016/0107790 A1* 4/2016 Maddox, Jr. B65D 5/5028
229/103.2

* cited by examiner

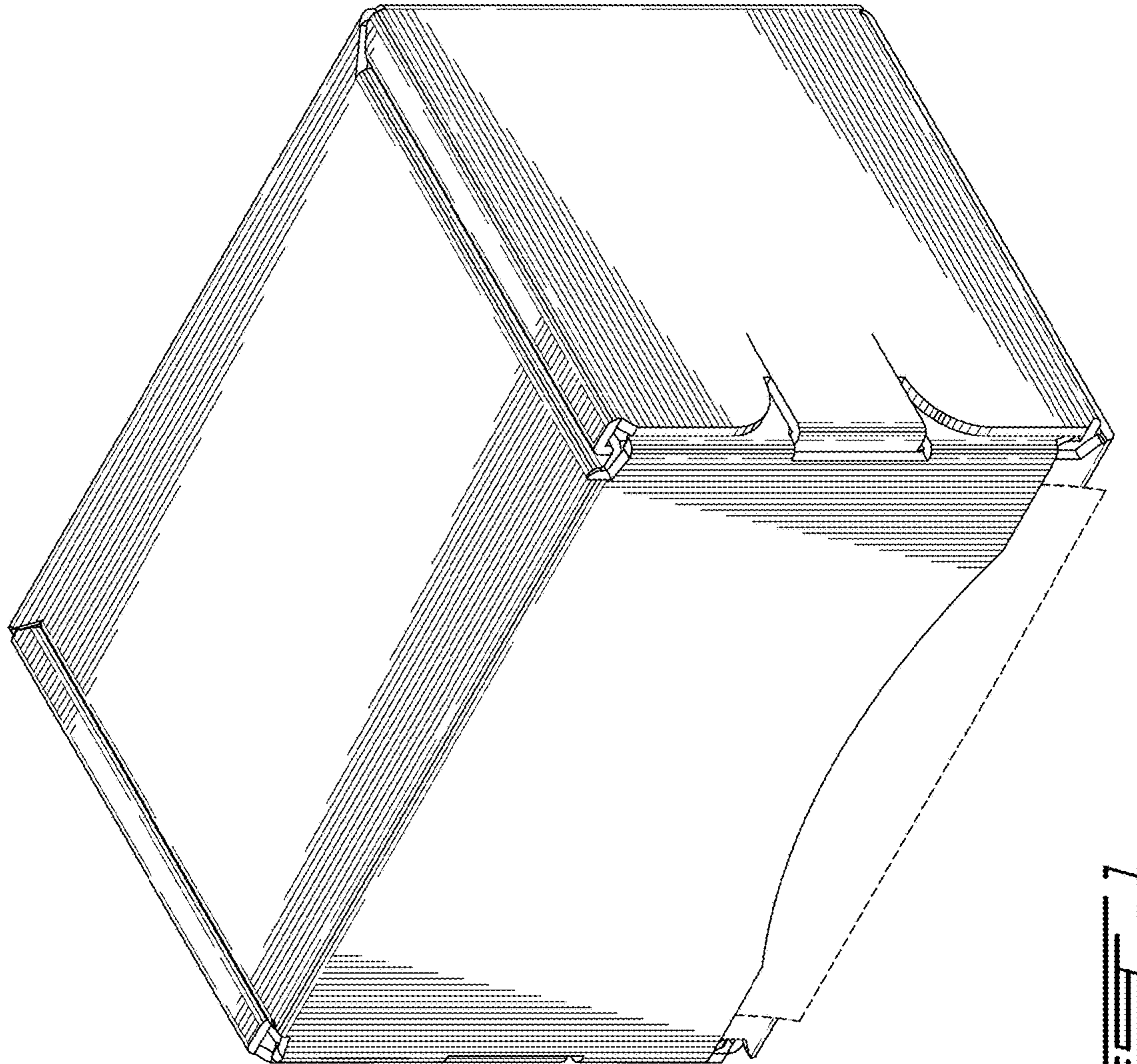


FIG. 1




FIG. 2

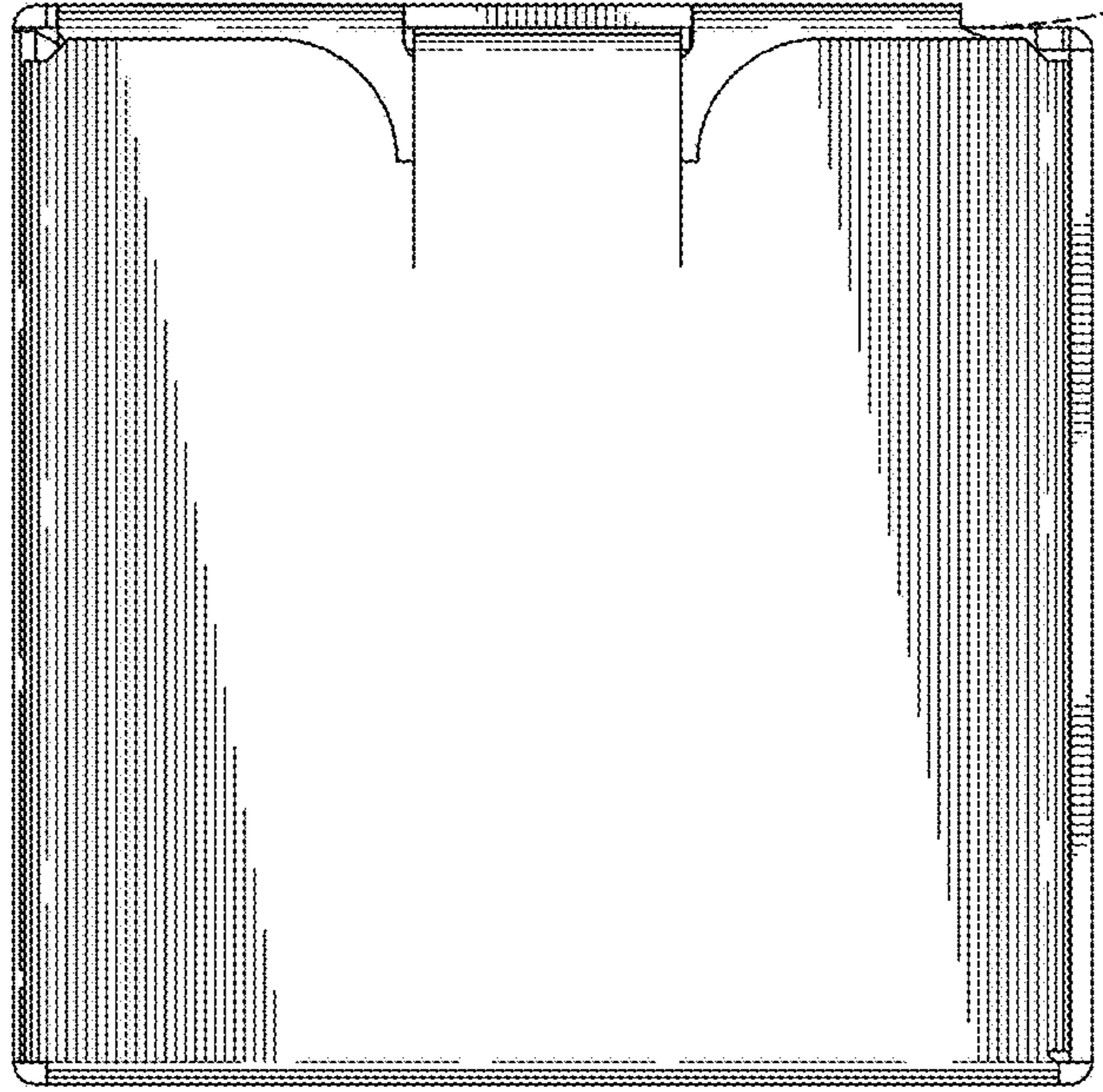


FIG. 4

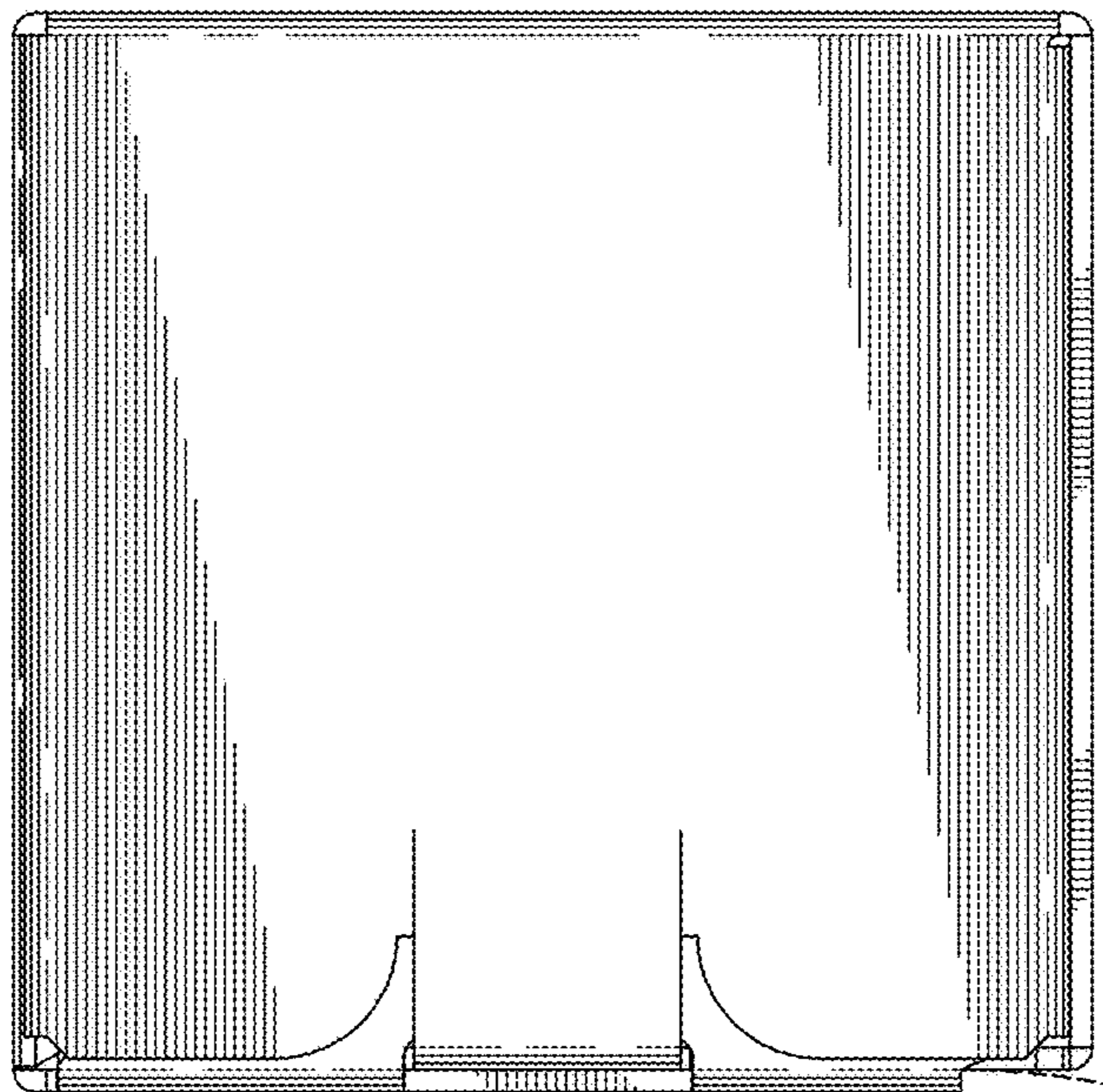


FIG. 3




FIG. 4




FIG. 5


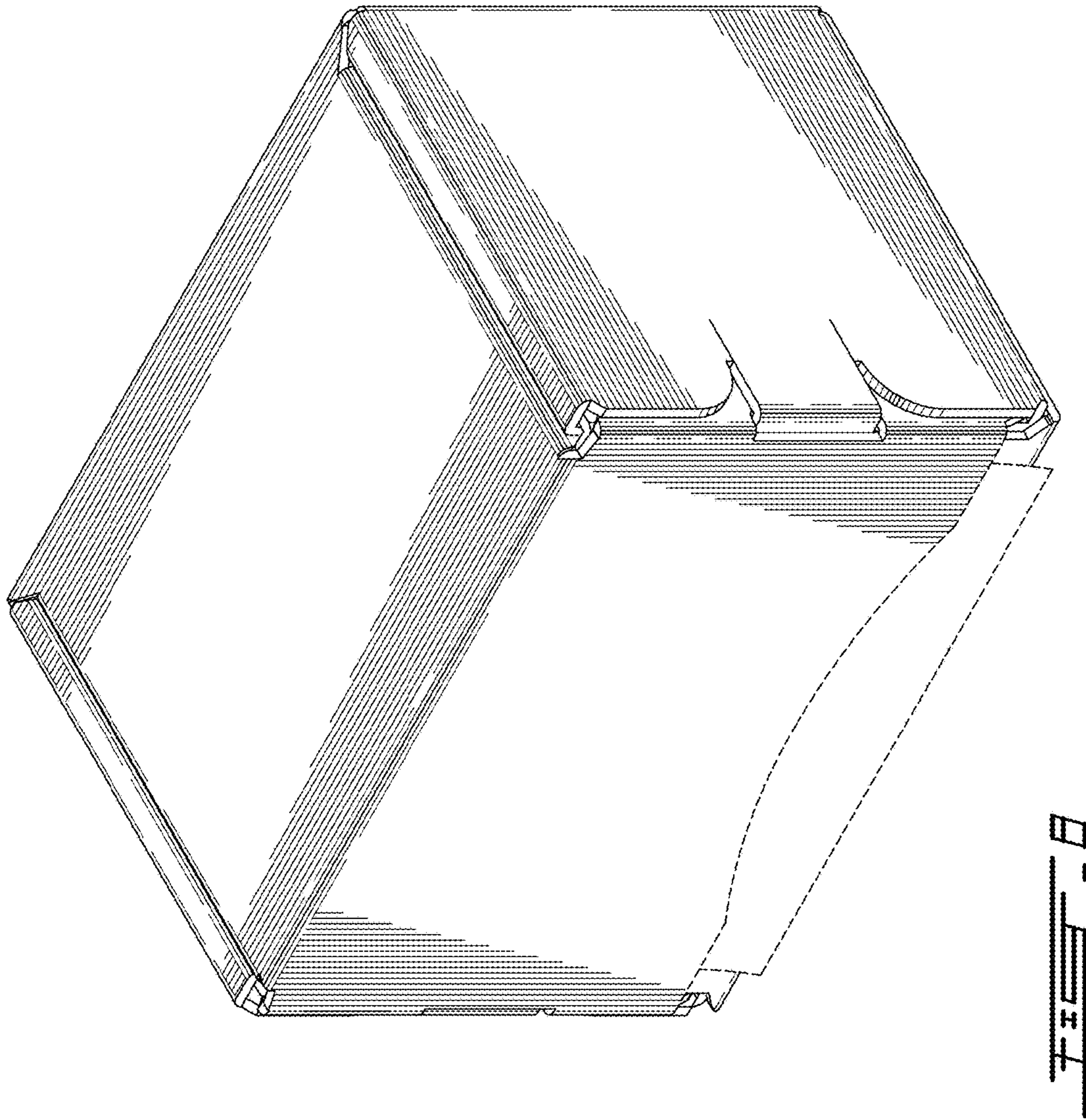


FIG. 7






FIG. 8

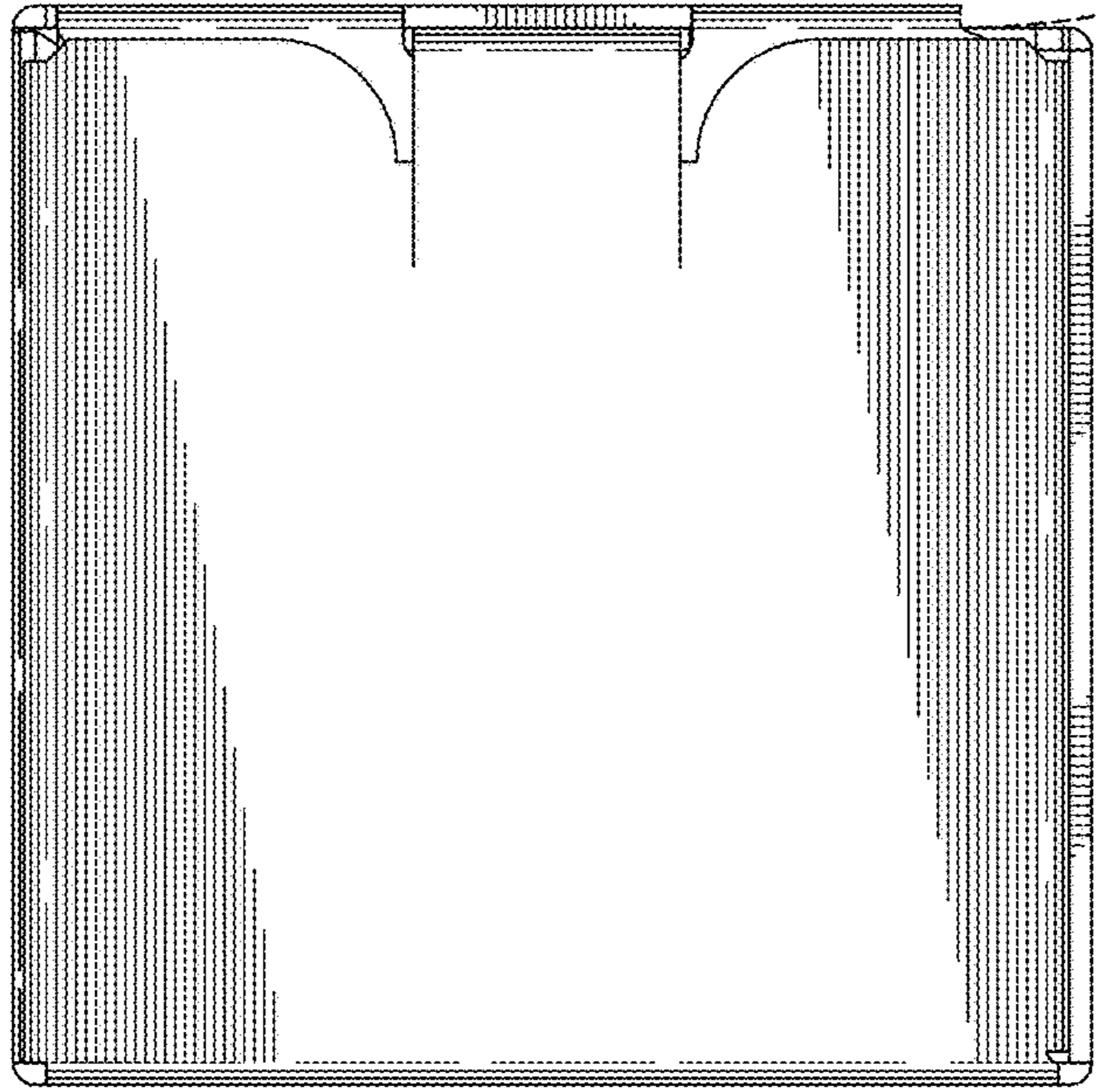


FIG. 11

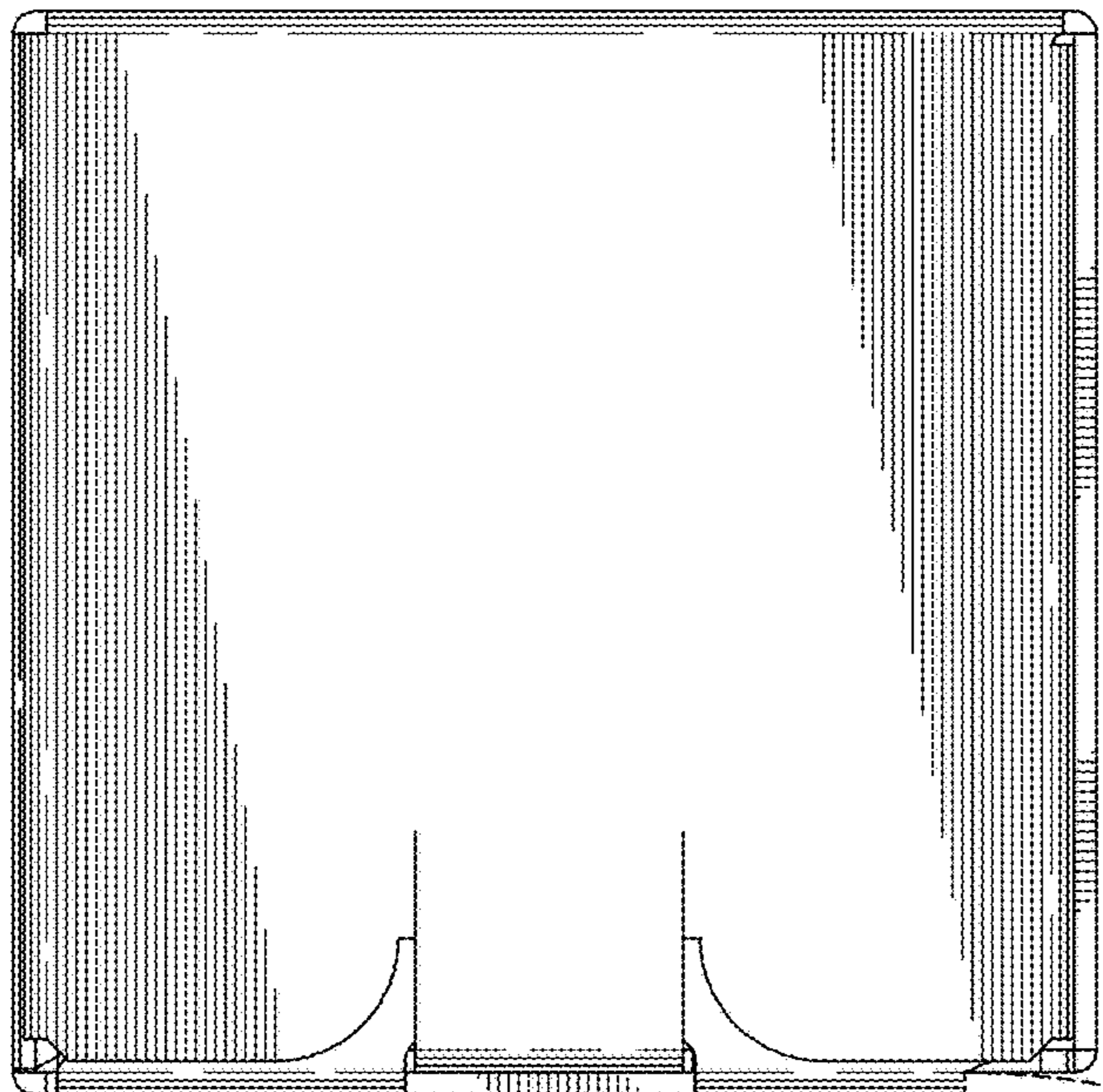


FIG. 10




FIG. 10




FIG. 13




FIG. 14