

US00D806571S

(12) **United States Design Patent**
Umholtz et al.

(10) **Patent No.:** **US D806,571 S**
(45) **Date of Patent:** **** Jan. 2, 2018**

- (54) **DISPOSABLE WIPES DISPENSER**
- (71) Applicants: **Mason Adam Umholtz**, Brooklyn, NY (US); **Marjorie Clemence Aurore Broudieu**, Eindhoven (NL)
- (72) Inventors: **Mason Adam Umholtz**, Brooklyn, NY (US); **Marjorie Clemence Aurore Broudieu**, Eindhoven (NL)
- (73) Assignee: **HELEN OF TROY LIMITED**, St. Michael (BB)
- (**) Term: **15 Years**
- (21) Appl. No.: **29/547,675**
- (22) Filed: **Dec. 7, 2015**
- (51) **LOC (11) Cl.** **09-01**
- (52) **U.S. Cl.**
USPC **D9/734**
- (58) **Field of Classification Search**
USPC D9/414, 424, 430, 431, 499, 730, 734;
D3/201, 304, 315; D6/515, 518, 519,
D6/521, 522, 523; 206/205, 210, 216,
206/233, 389, 395, 494, 581, 812;
221/33, 36, 45, 46, 47, 48, 52, 199, 255,
221/259, 305, 309; D7/601, 602, 631
CPC B65D 85/00; B65D 81/00; B65D 81/22;
B65D 83/0805; A47K 2010/3266; A47K
10/42; A47K 10/426; G07F 11/00
See application file for complete search history.

(56) **References Cited**

U.S. PATENT DOCUMENTS

- D482,221 S * 11/2003 Phelps D6/518
- D525,464 S * 7/2006 Khurana D6/518
- 8,220,625 B2 * 7/2012 Michaels A45C 11/24
206/233
- 2003/0159403 A1 * 8/2003 Verespej B65D 83/0805
53/412

- 2005/0115855 A1 * 6/2005 Hilel A45C 11/008
206/440
- 2005/0211717 A1 * 9/2005 Decker B65D 83/0894
221/63
- 2005/0211718 A1 * 9/2005 Decker A47K 10/421
221/63
- 2005/0230408 A1 * 10/2005 Seager A47K 10/421
221/45
- 2005/0279756 A1 * 12/2005 Bitowft A47K 10/426
221/45
- 2007/0194036 A1 * 8/2007 Barella A47K 10/421
221/47
- 2007/0199841 A1 * 8/2007 Mesalic B65D 83/0894
206/233
- 2014/0291191 A1 * 10/2014 Johnson A47K 10/421
206/494
- 2015/0173573 A1 * 6/2015 Dunn A47K 10/421
206/581
- 2015/0250364 A1 * 9/2015 Yamada A47K 10/427
221/46

(Continued)

Primary Examiner — Lauren Calve

(57) **CLAIM**

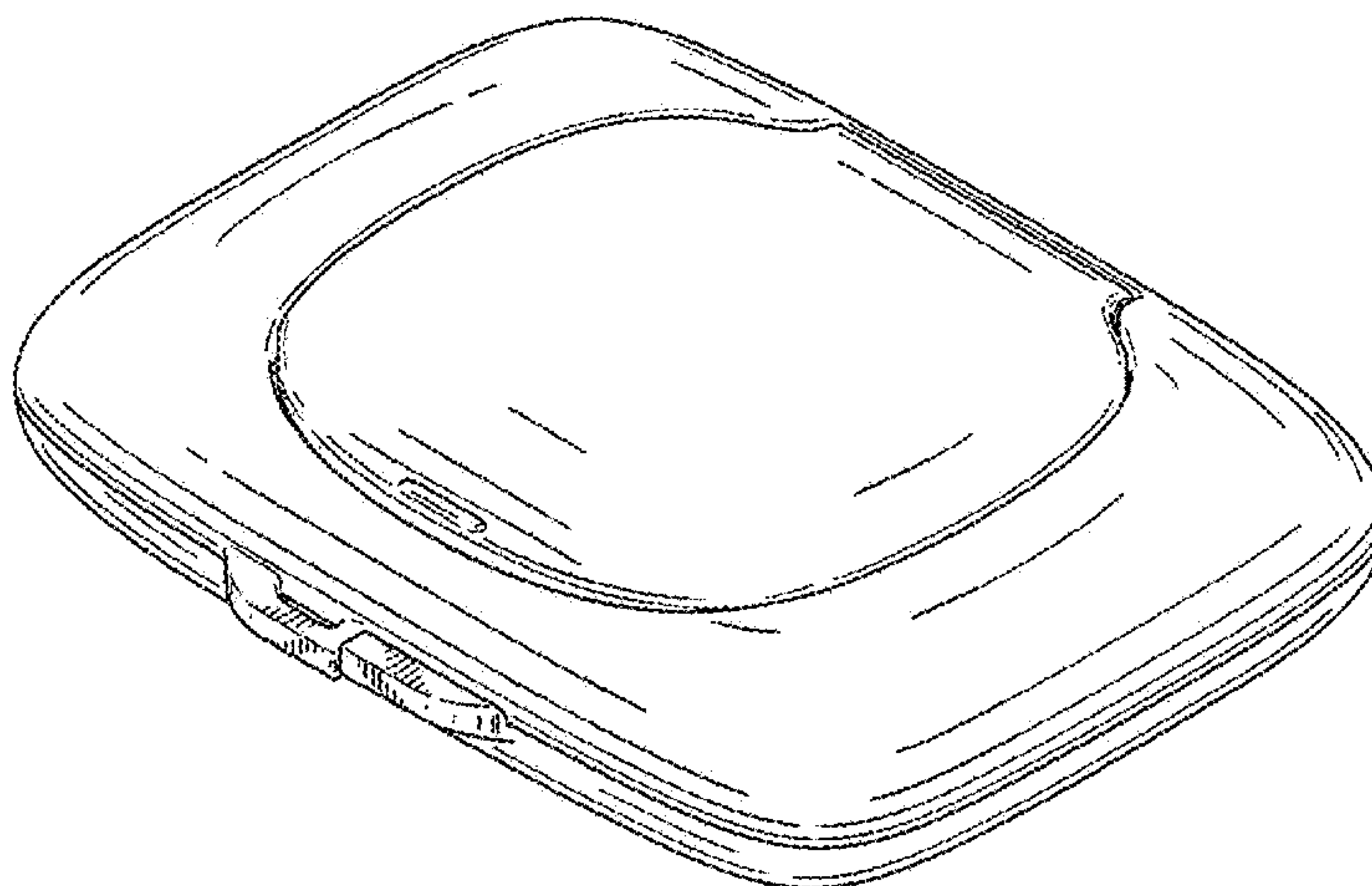
The ornamental design for a disposable wipes dispenser, as shown, and described.

DESCRIPTION

FIG. 1 is a perspective view of a disposable wipes dispenser; FIG. 2 is a front view thereof; FIG. 3 is a rear view thereof; FIG. 4 is a right side view thereof; FIG. 5 is a left side view thereof; FIG. 6 is a top view thereof; FIG. 7 is a bottom view thereof; and, FIG. 8 is a perspective view thereof shown in environmental use.

The broken lines depict unclaimed subject matter and form no part of the claimed design.

1 Claim, 8 Drawing Sheets



(56)

References Cited

U.S. PATENT DOCUMENTS

2016/0088980	A1 *	3/2016		BenMark
			Markovitch	A45F 5/022 221/45
2016/0176572	A1 *	6/2016	Rodon	A47K 10/32 206/494

* cited by examiner

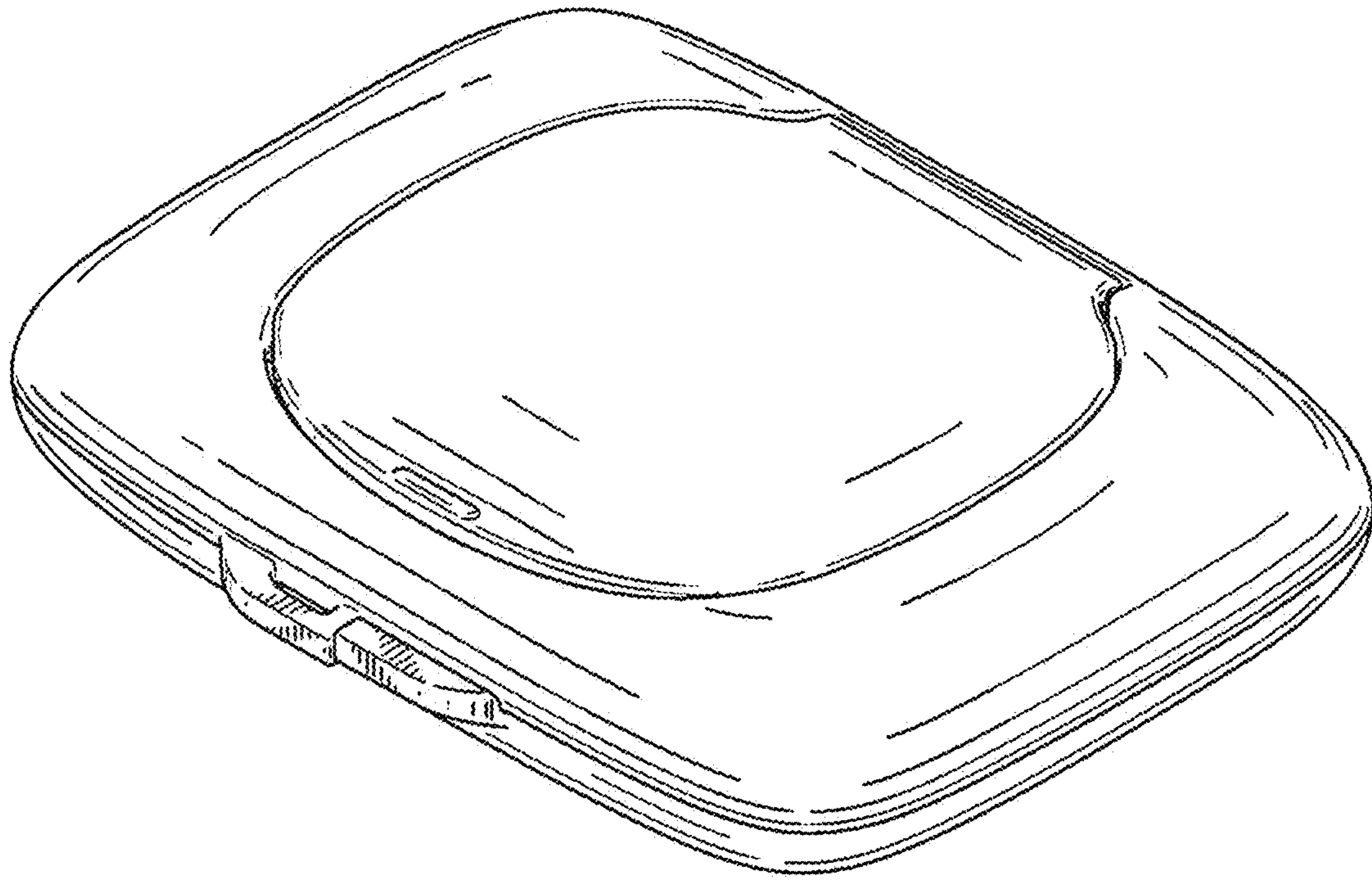


FIG. 1

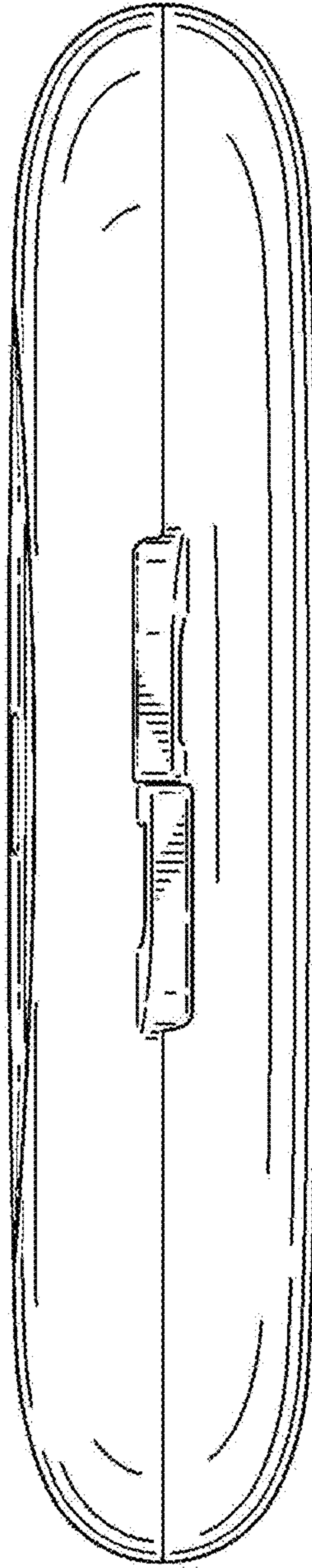


FIG. 2




FIG. 3




FIG. 4




FIG. 5

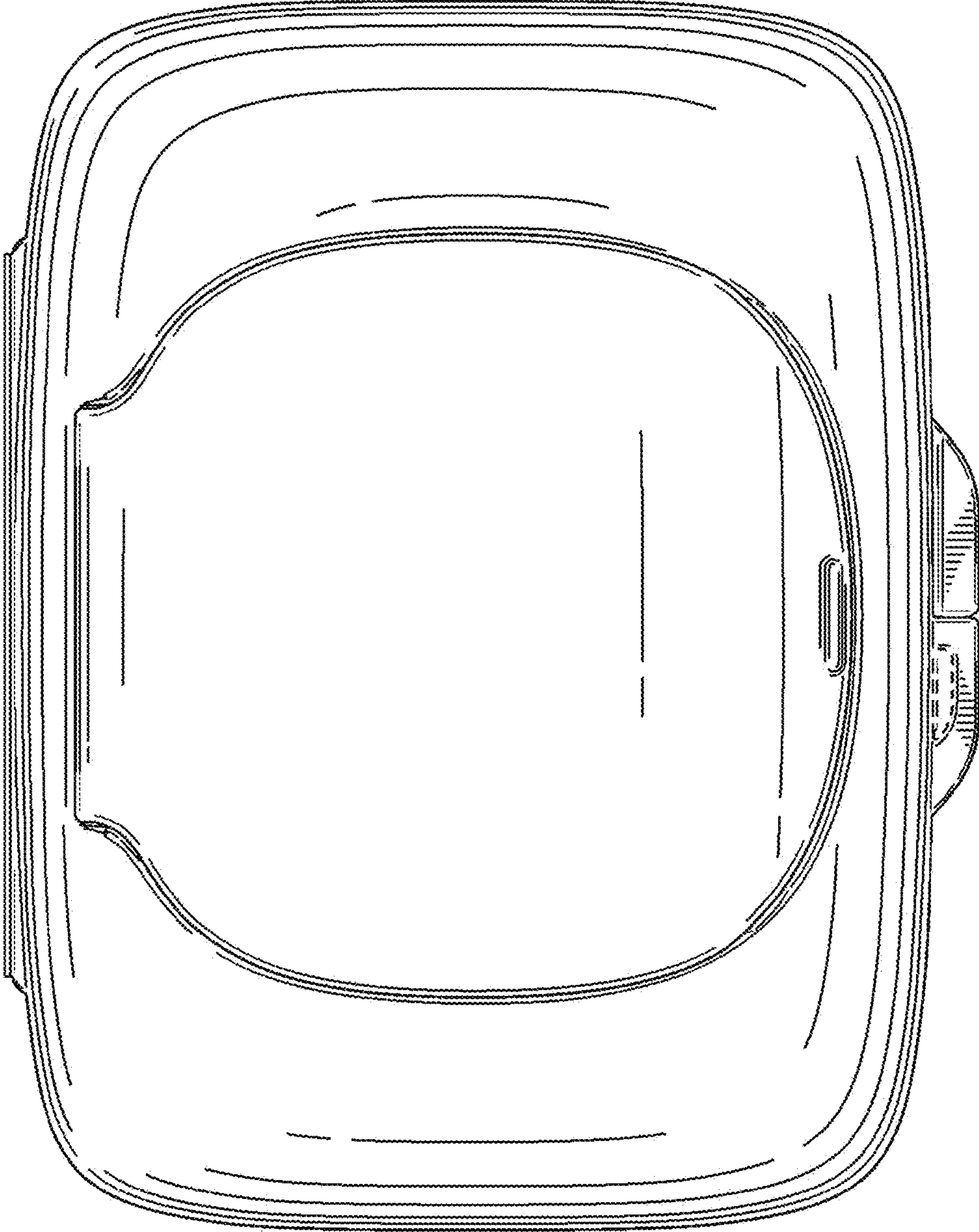


FIG. 6

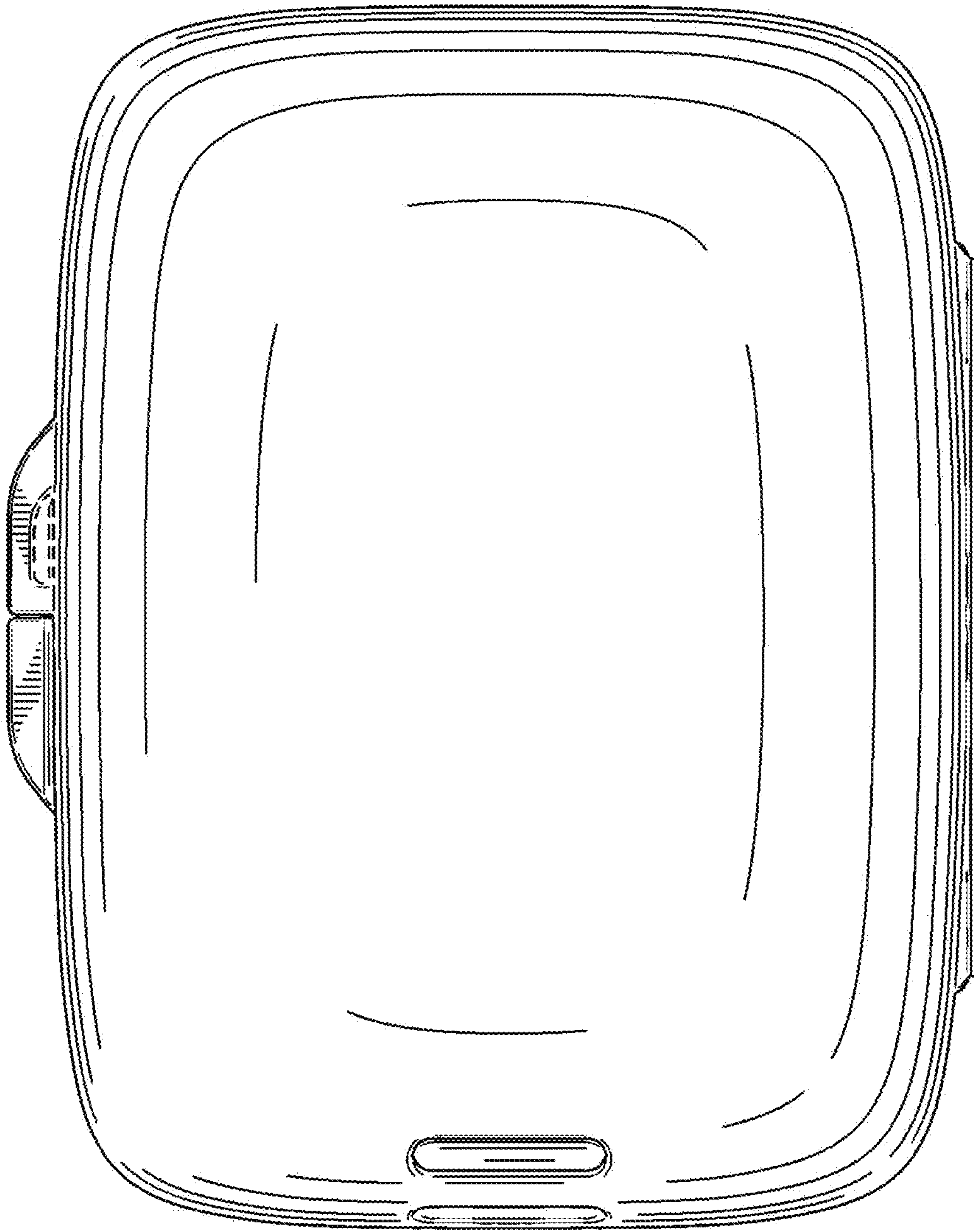


FIG. 7

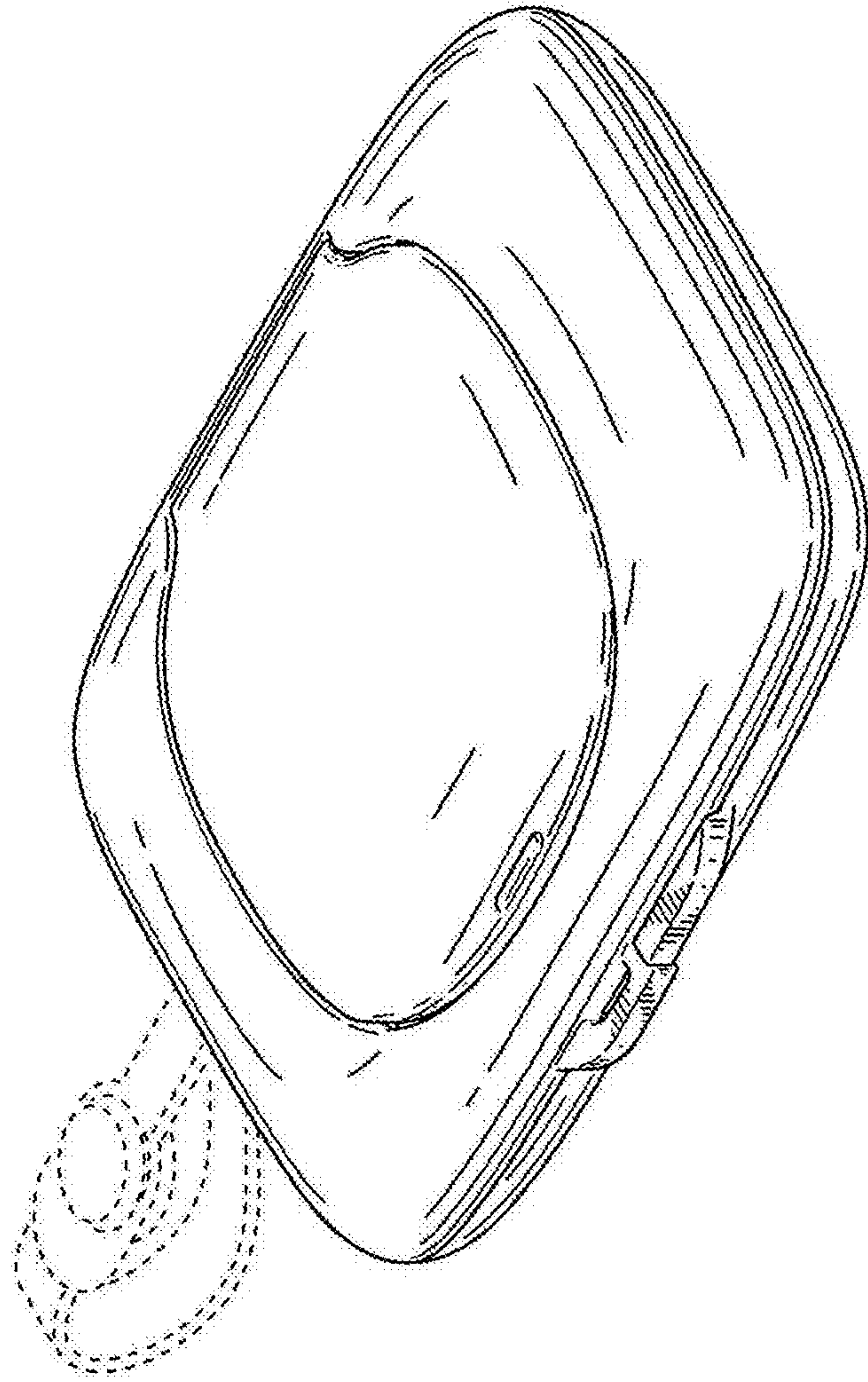


FIG. 8