

US00D806569S

(12) **United States Design Patent**  
**Brunner et al.**

(10) **Patent No.:** **US D806,569 S**  
(45) **Date of Patent:** **\*\* Jan. 2, 2018**

(54) **PACKAGING WITH ELECTRONIC DEVICE**

(71) Applicant: **Apple Inc.**, Cupertino, CA (US)

(72) Inventors: **Robert D. Brunner**, San Francisco, CA (US); **Robert Boyd**, Los Angeles, CA (US); **Eric D. Fields**, San Francisco, CA (US); **Bart Jansen**, Brooklyn, NY (US); **Christopher Kuh**, San Francisco, CA (US); **Hamish S. Thain**, Brooklyn, NY (US); **Kenneth Robert Weimer**, Marina del Rey, CA (US)

(73) Assignee: **Apple Inc.**, Cupertino, CA (US)

(\*\*) Term: **15 Years**

(21) Appl. No.: **29/558,995**

(22) Filed: **Mar. 23, 2016**

(51) **LOC (11) Cl.** ..... **09-03**

(52) **U.S. Cl.**  
USPC ..... **D9/721**

(58) **Field of Classification Search**  
USPC ..... D9/414, 418, 423, 424, 425, 426, 430, D9/432, 455, 456, 457, 737; 206/38, 206/192, 199, 201, 203, 214, 216, 223, 206/370, 467, 471, 557, 562, 564, 570, 206/581, 769, 770, 775, 776, 777, 820, 206/823; 229/100, 103.3, 162.1, 229/117.03–117.08, 186, 917, 933, 937, 229/942  
CPC ..... Y10S 206/82; Y10S 206/806; Y10S 206/822; B65D 1/36; B65D 2571/0066; B65D 1/34; B65D 71/70; B65D 75/327; B65D 85/00; B65D 2543/00296; B65D 5/5021; B65D 77/24; B65D 5/5038; B65D 2543/00194; B65D 75/367; B65D 81/3453; B65D 21/0233; B65D 81/133; B65D

(Continued)

(56) **References Cited**

U.S. PATENT DOCUMENTS

6,400,247 B1 \* 6/2002 King ..... B65D 11/10  
220/8  
6,779,566 B2 \* 8/2004 Engel ..... A45D 40/00  
141/100

(Continued)

OTHER PUBLICATIONS

U.S. Appl. No. 29/541,135, filed Sep. 30, 2015; Boyd et al.

*Primary Examiner* — Lauren Calve

(74) *Attorney, Agent, or Firm* — Sterne, Kessler, Goldstein & Fox P.L.L.C.

(57) **CLAIM**

The ornamental design for packaging with electronic device, as shown and described.

**DESCRIPTION**

The file of this patent contains at least one drawing/photograph executed in color. Copies of this patent with color drawing(s)/photograph(s) will be provided by the Office upon request and payment of the necessary fee.

FIG. 1 is a top front perspective view of packaging with electronic device showing the claimed design;

FIG. 2 is a front view thereof;

FIG. 3 is a rear view thereof;

FIG. 4 is a left side view thereof;


FIG. 5 is a right side view thereof;

FIG. 6 is a top view thereof; and,

FIG. 7 is a bottom view thereof.

The broken lines in the figures show portions of the packaging with electronic device that form no part of the claimed design. In FIGS. 3, 6, and 7 the masked areas within the broken lines also show portions of the packaging with electronic device that form no part of the claimed design.

**1 Claim, 7 Drawing Sheets**  
**(7 of 7 Drawing Sheet(s) Filed in Color)**



(58) **Field of Classification Search**

CPC ... 77/0413; B65D 81/025; B65D 2501/24216;  
B65D 2571/00925

See application file for complete search history.

(56) **References Cited**

U.S. PATENT DOCUMENTS

7,878,326	B2 *	2/2011	Andre .....	B65D 25/10 206/320
D677,563	S *	3/2013	Andre .....	D9/418
D699,370	S *	2/2014	Motadel .....	D24/229
D701,757	S *	4/2014	Andre .....	D9/432
D709,652	S *	7/2014	Teller .....	D28/83
D712,279	S *	9/2014	Akana .....	D9/721
D713,738	S *	9/2014	Akana .....	D9/721
D713,739	S *	9/2014	Akana .....	D9/721
D738,721	S *	9/2015	Song .....	D9/432
2004/0004019	A1 *	1/2004	Busch .....	A61B 17/3401 206/571
2006/0037882	A1 *	2/2006	Appelbaum .....	B65D 43/0204 206/471
2006/0266672	A1 *	11/2006	Young .....	B65D 77/0433 206/776
2011/0308993	A1 *	12/2011	Hill .....	B65D 19/20 206/600

\* cited by examiner






FIG. 1






FIG. 2





FIG. 3






FIG. 4





FIG. 5










FIG. 7