



US00D806558S

(12) **United States Design Patent** (10) **Patent No.:** **US D806,558 S**  
**Jones** (45) **Date of Patent:** **\*\* \*Jan. 2, 2018**

(54) **SNEEZE BAG**

(71) Applicant: **Carey Leon Jones**, Hemet, CA (US)

(72) Inventor: **Carey Leon Jones**, Hemet, CA (US)

(\* ) Notice: This patent is subject to a terminal disclaimer.

(\*\*) Term: **14 Years**

(21) Appl. No.: **29/520,613**

(22) Filed: **Mar. 16, 2015**

(51) **LOC (11) Cl.** ..... **09-05**

(52) **U.S. Cl.**  
USPC ..... **D9/703**

(58) **Field of Classification Search**  
USPC ..... D9/702-714, 499, 434-435, 443, 415;  
D24/118, 121; 426/106; 383/61.1, 42,  
383/119, 108, 103, 106, 120, 127;  
222/92, 107, 215; 220/666; 211/85.15;  
206/406, 811, 484, 260; 428/35.2;  
D3/203.1, 203.2, 303  
CPC ..... B65D 33/24; B65D 33/00; B65D 35/00;  
B65D 1/32; B65D 1/00; B65D 1/02;  
B65D 1/09; B65D 1/10; B65D 65/00;  
B65D 65/02; B65D 65/10; B65D 65/38;  
B65D 81/00; B65D 81/02; B65D 81/09;  
B65D 81/10; B65D 81/32

See application file for complete search history.

(56) **References Cited**

U.S. PATENT DOCUMENTS

D57,023	S	*	1/1921	Sterenbuch	.....	D9/703
D114,765	S	*	5/1939	Palmigiano	.....	D9/703
D494,852	S	*	8/2004	Meador	.....	D9/704
D635,467	S	*	4/2011	Kolovich	.....	D9/705
D635,469	S	*	4/2011	Buitrago	.....	D9/711
7,997,275	B2		8/2011	Quinn		
D743,807	S	*	11/2015	First	.....	D9/702
D743,808	S	*	11/2015	Bertrand	.....	D9/703
D747,218	S	*	1/2016	Burggren	.....	D9/707
2005/0045186	A1		3/2005	Takowsky		
2007/0298086	A1		12/2007	Deal		

\* cited by examiner

*Primary Examiner* — Abraham Bahta

(74) *Attorney, Agent, or Firm* — RG Patent Consulting, LLC; Rachel Gilboy


(57) **CLAIM**

The ornamental design for a sneeze bag, as shown and described.

**DESCRIPTION**

FIG. 1 is a top, front perspective view of the sneeze bag showing my new design;  
FIG. 2 is a front elevation view thereof;  
FIG. 3 is a rear elevation view thereof;  
FIG. 4 is a top plan view thereof;  
FIG. 5 is a bottom plan view thereof;  
FIG. 6 is a right side view thereof; and,  
FIG. 7 is a left side view thereof.

**1 Claim, 7 Drawing Sheets**






FIG. 1




FIG. 2




FIG. 3



FIG. 4



FIG. 5

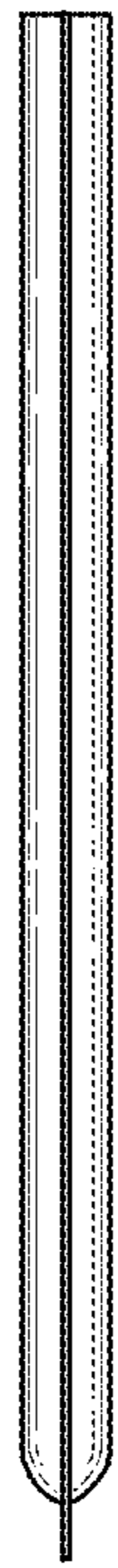


FIG. 6

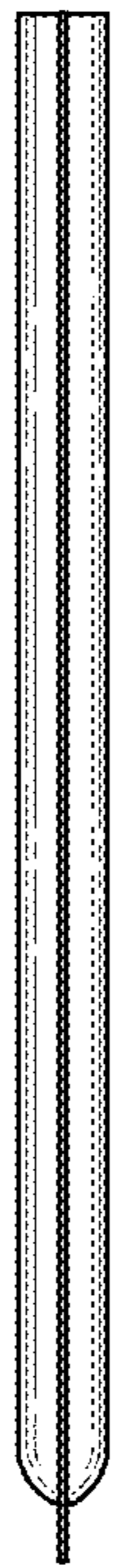


FIG. 7