



US00D806556S

(12) **United States Design Patent**  
**Finch**

(10) **Patent No.:** **US D806,556 S**  
(45) **Date of Patent:** **\*\* Jan. 2, 2018**

- (54) **HANDHELD LIQUID DISPENSER**
- (71) Applicant: **CLEAN ENDS INC.**, St. Albert (CA)
- (72) Inventor: **Earl Roy Finch**, St. Albert (CA)
- (73) Assignee: **Clean Ends Inc.**, St. Albert, Alberta (CA)
- (\*\*) Term: **15 Years**
- (21) Appl. No.: **29/533,406**
- (22) Filed: **Jul. 16, 2015**
- (51) **LOC (11) Cl.** ..... **09-01**
- (52) **U.S. Cl.**  
USPC ..... **D9/682**
- (58) **Field of Classification Search**  
USPC ..... D9/723, 727, 730, 734, 537, 540, 424,  
D9/417, 686, 687; D7/601, 608, 622;  
D3/201, 202, 205, 306, 304, 316;  
D28/83, 91.1  
CPC ..... B05B 15/061; B05B 9/0861; B05B 12/22;  
A47K 2010/328  
See application file for complete search history.

6,665,174 B1 \* 12/2003 Derr ..... G01K 13/002  
277/628  
D491,456 S \* 6/2004 Cagle ..... D9/687  
6,820,821 B2 11/2004 Linstedt et al.  
D509,732 S \* 9/2005 Staples ..... D9/782  
(Continued)

**FOREIGN PATENT DOCUMENTS**

EP 2561820 A1 2/2013  
EP 2364104 B1 3/2014

**OTHER PUBLICATIONS**

Oseland, Richard; Correspondence from the UK Intellectual Property Office, dated Apr. 23, 2014, and attached Search Report dated Apr. 16, 2014, issued in UK Patent Application No. GB1402171.1; 5 pages.

*Primary Examiner* — Lauren Calve  
(74) *Attorney, Agent, or Firm* — Ulmer & Berne LLP

(57) **CLAIM**

The ornamental design for a handheld liquid dispenser, as shown and described.

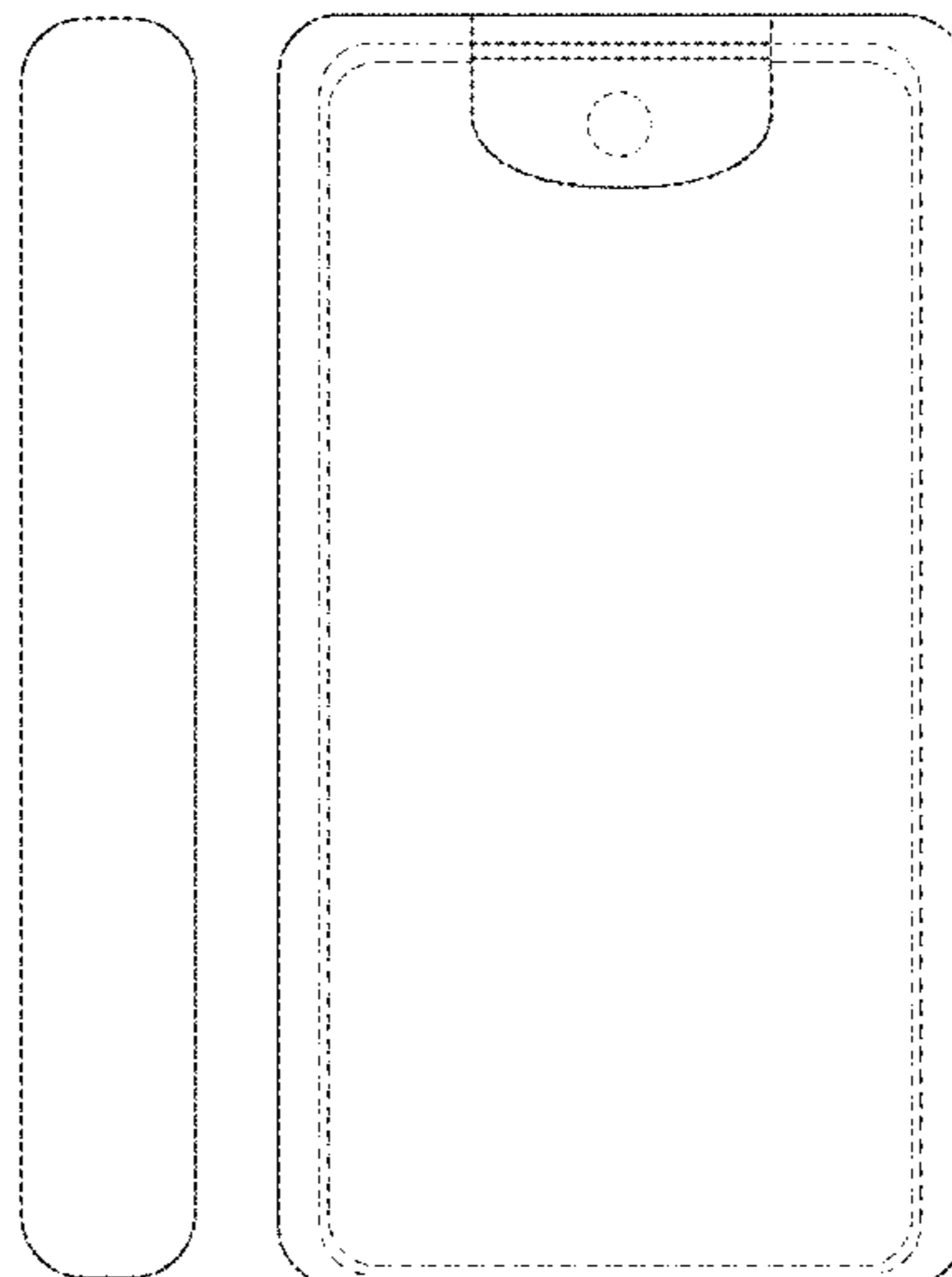
**DESCRIPTION**

FIG. 1 is a left side view of a handheld liquid dispenser showing my new design;  
FIG. 2 is a right side view thereof;  
FIG. 3 is a bottom plan view thereof;  
FIG. 4 is a front view thereof;  
FIG. 5 is a front view thereof shown in an open position;  
FIG. 6 is a back view of the handheld liquid dispenser of FIG. 4;  
FIG. 7 is a back view of the handheld liquid dispenser of FIG. 5; and,  
FIG. 8 is a top plan view of the handheld liquid dispenser of FIG. 4.  
The broken lines shown represent unclaimed subject matter and form no part of the claimed design.

**1 Claim, 8 Drawing Sheets**

(56) **References Cited**  
U.S. PATENT DOCUMENTS

- D155,683 S \* 10/1949 Bruneau ..... D27/160
- D215,817 S \* 11/1969 Gorman ..... D9/687
- 3,796,185 A 3/1974 Boone
- D237,943 S \* 12/1975 Alemagna ..... D9/417
- D265,459 S \* 7/1982 Picot ..... D9/448
- D292,066 S \* 9/1987 Rodriguez Gazulla ..... D28/91.1
- 4,798,312 A 1/1989 Scheiber
- D306,554 S \* 3/1990 Lawson ..... D9/573
- D318,178 S \* 7/1991 Baker ..... D28/83
- 6,314,971 B1 11/2001 Schneider
- 6,349,855 B1 \* 2/2002 Borri ..... A45D 34/02  
222/182
- 6,467,654 B1 10/2002 Ayres
- 6,659,314 B2 \* 12/2003 Garcia ..... B65D 83/38  
222/143




(56)

**References Cited**


U.S. PATENT DOCUMENTS

D510,276	S	*	10/2005	de France	.....	D9/566
D539,642	S	*	4/2007	Tanner	.....	D9/420
7,337,989	B1		3/2008	Penner et al.		
D628,495	S	*	12/2010	Sheikh	.....	D9/733
D640,920	S	*	7/2011	Giraud	.....	D3/203.2
8,395,396	B2		3/2013	Hagleitner		
8,522,370	B2		9/2013	Hornsby et al.		
D713,264	S	*	9/2014	Geiberger	.....	D9/682
D715,155	S	*	10/2014	Meyers	.....	D9/687
2006/0150318	A1		7/2006	Harm		
2007/0051742	A1		3/2007	Qiu		
2012/0218106	A1		8/2012	Zaima et al.		
2014/0224893	A1		8/2014	Finch		

\* cited by examiner




***Fig. 1***




***Fig. 2***




***Fig. 3***



***Fig. 4***




*Fig. 5*




***Fig. 6***





*Fig. 7*



*Fig. 8*